

MARTO
REPORT
FISCAL
YEAR
2024



August 31, 2024

The Honorable Deborah Silcox
Chair, Metropolitan Atlanta Rapid Transit Overview Committee
408-A Coverdell Legislative Office Building
Atlanta, GA 30334

Dear Chair Silcox:

MARTA is pleased to present our annual report to the Metropolitan Atlanta Rapid Transit Overview Committee (MARTOC), prepared in accordance with the requirements established by Sections 14A and 17G of the MARTA Act. This report contains information about the 2024 fiscal year, covering the period from July 1, 2023, to June 30, 2024.

MARTA continued to advance State of Good Repair projects, including procurement of the CQ400 rail cars, station rehabilitation, parking lot pavement, new digital tools enhancing customer experience, and completing the 5-year program installing 1,000 new bus amenities systemwide. MARTA continued to deliver on MARTA 2040, the largest capital expansion program since the first tracks were laid in 1971. The region's first Bus Rapid Transit (BRT) is under construction in Atlanta's Summerhill neighborhood; Southlake BRT, Campbellton Road BRT, Buford Highway Arterial Rapid Transit (ART) and Candler Road ART reached 30% design. Preliminary planning for BRT advanced in major transportation corridors including I-285 and GA-400. Given these accomplishments, the American Public Transportation Association (APTA) awarded MARTA the Outstanding Public Transportation System Award in the "50 million or more annual passenger trips" category.

As required by the MARTA Act, verified copies of this report will be filed with MARTOC, the presiding officers of the State Senate and State House of Representatives, and the State Auditor, as well as the governing authorities of each county and the largest municipality in the area served by MARTA. The report will be appropriately advertised, available at MARTA headquarters for public inspection and posted on the Authority's website.

As Chair of the Board and General Manager/Chief Executive Officer of MARTA, we verify the contents of this report to be as accurate and complete as reasonably possible and in compliance with our understanding of the requirements of the legislation mentioned above. We have made every attempt to provide comprehensive information within this document. Should any additional information or clarification be required, please do not hesitate to contact us at 404-848-5352.

Sincerely,



Kathryn Powers
Chair, Board of Directors



Collie Greenwood
General Manager/CEO

cc: Members, Metropolitan Atlanta Rapid Transit Overview Committee
Governor, State of Georgia
Lieutenant Governor, State of Georgia
Speaker, Georgia House of Representatives
Auditor, State of Georgia
Mayor, City of Atlanta
Members, Atlanta City Council
Chair, Clayton County Board of Commissioners
Members, Clayton County Board of Commissioners
CEO, DeKalb County
Members, DeKalb County Board of Commissioners
Chair, Fulton County Board of Commissioners
Members, Fulton County Board of Commissioners

REPORT VERIFICATION


Personally appeared before me, the undersigned authority duly authorized to administer oaths, KATHRYN POWERS, Chair, Board of Directors of the Metropolitan Atlanta Rapid Transit Authority, and COLLIE GREENWOOD, General Manager/Chief Executive Officer, each of whom on oath individually deposes and says that the information outlined in the foregoing attached statement submitted pursuant to the requirements of Section 14A and 17G of the MARTA Act, as amended, is true and correct to the best of their knowledge and belief.

As to **KATHRYN POWERS:**



Kathryn Powers
Chair, Board of Directors
Metropolitan Atlanta Rapid Transit Authority

Sworn to and subscribed before me this
28th day of August 2024.



Notary Public




As to **COLLIE GREENWOOD:**




Collie Greenwood
General Manager/CEO
Metropolitan Atlanta Rapid Transit Authority

Sworn to and subscribed before me this
28th day of August 2024.



Notary Public



METROPOLITAN ATLANTA RAPID TRANSIT AUTHORITY

FINANCIAL STATEMENTS

OPERATING AND CAPITAL CONSOLIDATED FINANCIAL STATEMENT

This report reflects a consolidated summary of the Statement of Operating Revenues and Expenses and the Statement of Capital Sources and Expenditures. This report is unaudited. Please see the following page for details on the referenced statements.

STATEMENT OF OPERATING REVENUES AND EXPENSES

This report includes all revenue and expenses that are considered operating items per the MARTA Act. This report does not include any year-end reclassifications or adjustments that are routine to any year-end close-out. In addition, this report does not include any possible recommended adjustments from the external auditors; it is unaudited. This report is not meant to serve as MARTA's official financial statements. MARTA financial statements are prepared in accordance to Generally Accepted Accounting Principles. The referenced financial statements will be audited by an independent accounting firm and will be available in hard copy by December 2024.

STATEMENT OF CAPITAL SOURCES AND EXPENDITURES

This report reflects all sources of funds available to cover capital expenditures for FY 2024. It also details all capital expenditures, bond debt and related bond costs covered under the sources of funds. This report does not include any year-end reclassifications or adjustments that are routine to any year-end close-out. In addition, this report does not include any possible recommended adjustments from the external auditors; it is unaudited. This report is not meant to serve as MARTA's official financial statements. MARTA financial statements are prepared in accordance to Generally Accepted Accounting Principles. The referenced financial statements will be audited by an independent accounting firm and will be available in hard copy by December 2024.

Metropolitan Atlanta Rapid Transit Authority
Operating and Capital Consolidated Financial Statement
June 30, 2024
(Unaudited)

Operating Sources	\$ 628,848,178
Capital Sources	555,397,096
Total Operating Sources and Capital Sources	\$ 1,184,245,274
Operating Expenses	\$ 652,939,846
Capital Expenditures	537,562,412
Total Operating Expenses and Capital Expenditures	\$ 1,190,502,258

Metropolitan Atlanta Rapid Transit Authority
Statement of Operating Revenues and Expenses
June 30, 2024
(Unaudited)

OPERATING SOURCES:

Prior Year Carry Forward	\$ 48,000,000
<hr/>	
Revenues:	
Operating Sales Tax	\$ 360,729,855
Passenger Revenue	72,833,077
Ad Valorem Tax	33,473,670
Station Parking	1,688,693
Lease Income	6,683,971
Federal Assistance	81,811,739
Other Operating Revenue	23,627,173
<hr/>	
Total Operating Revenues	\$ 580,848,178
<hr/>	
Total Operating Sources	\$ 628,848,178

OPERATING EXPENSES:

Salaries	\$ 325,685,546
Benefits	139,738,793
Contractual Services	116,307,074
Materials & Supplies	59,925,333
Other Operating Expenses	18,477,712
Casualty & Liability	33,793,740
Other Non-Operating/ Misc.	4,634,312
Expense Allocated to Capital Projects	(45,622,664)
<hr/>	
Total Operating Expenses	\$ 652,939,846

Metropolitan Atlanta Rapid Transit Authority
Statement of Capital Sources and Expenditures
June 30, 2024
(Unaudited)

CAPITAL SOURCES:

FY24 Beginning Capital Balance	\$ 140,700,000
Sales Tax	360,729,854
Financing Baseline Program	
Investment & Other Income	3,660,559
Federal Capital Assistance	50,196,929
State Capital Grants	109,754
Total Capital Sources	\$ 555,397,096

CAPITAL EXPENDITURES:

Capital Programs	
Vehicles	\$ 78,058,097
Facilities & Stations	109,860,039
Maintenance of Way	10,445,965
Systems	87,059,271
Non-Asset	63,738,406
More Marta Clayton Expansion	8,728,175
More Marta COA Expansion	37,821,370
Total Capital Programs	\$ 395,711,323
Bond Debt and Other Bond Costs	141,851,089
Total Expenditures	\$ 537,562,412

**METROPOLITAN ATLANTA RAPID
TRANSIT AUTHORITY
PAYMENTS AND CONTRACTS \$20,000 OR
MORE**

This report lists all entities receiving more than \$20,000 during FY 2024 and the total amounts paid to them during the year, with some exclusions.

This report also lists all contracts greater than \$20,000 entered into by MARTA for the procurement of equipment, supplies or construction as well as professional services and consultant contracts.

METROPOLITAN ATLANTA RAPID TRANSIT AUTHORITY								
PAYMENTS AND CONTRACTS \$20,000 OR MORE								
(FOR THE PERIOD OF JULY 1, 2023 THROUGH JUNE 30, 2024)								
	PURPOSE	Contract Number	AWARD DATE	BASE TERM W/ OPTIONS	AWARD AMOUNT	PAYMENTS MADE VIA SMALL PURCHASES, PO OR OTHER	TOTAL CONTRACT VALUE PAID TO DATE IN AP	TOTAL PAID IN FY 24
770GOODLAW, H.Q. ALEX NGUYEN LAW FIRM, LLC	LEGAL SETTLEMENT						\$ 20,000.00	\$ 20,000.00
A CUSTOMER'S POINT OF VIEW, INC.	MARTA'S MYSTERY CUSTOMER PROGRAM	P41113	9/20/2018	One (1) Year w/Four (4) One (1) Year	\$ 540,000.00		\$ 502,675.00	\$ 49,825.00
A NATIONAL TRANSIT LLC	SUPPLEMENTAL MOBILITY OPERATIONS AND MAINTENANCE SERVICES	P43706	4/1/2019 (Full Notice to Proceed 4/1/2020)	Four (4) Years w/One (1) One (1) Year	\$ 40,926,184.33		\$ 18,325,144.36	\$ 13,715,784.50
AA ELECTRIC INC.	TRACTION MOTOR OPTICAL ENCODERS	B46549	1/19/2021	Five (5) Years	\$ 2,727,810.00		\$ 1,923,019.50	\$ 381,744.30
A-ACTION JANITORIAL SERVICE, INC.	FACILITY-WIDE JANITORIAL SERVICES	B47309A	10/1/2021	Two (2) Years w/Three (3) One (1) Year	\$ 2,597,707.95		\$ 1,277,757.72	\$ 468,070.29
AC & DC POWER TECHNOLOGIES	STOCK, TOOLS & SUPPLIES							\$ 498,386.95
AC & DC POWER TECHNOLOGIES	TPSS-CONTROL POWER SYSTEM REPLACEMENT							\$ 28,054.31
AC SWEEPERS AND MAINTENANCE, INC	PARKING LOT SWEEPING	B50151	5/3/2023	Two (2) Years w/Two (2) One (1) Year	\$ 2,059,035.52		\$ 398,865.00	\$ 368,175.00
ACCESS SECURITY PARKING INTEGRATED SOLUTIONS, LLC	MAINTENANCE OF PARKING CONTROL EQUIPMENT	P46686	2/27/2021	Eighteen (18) Months	\$ 369,993.05		\$ 320,308.05	\$ 206,473.80
ACCESS SECURITY PARKING INTEGRATED SOLUTIONS, LLC	PROCUREMENT OF AN AUTOMATED PARKING AND REVENUE	P40193	8/8/2022	Ten (10) Year w/ Five (5) One (1) Year	\$ 14,441,305.27		\$ 3,534,253.30	\$ 2,645,574.63
ACCOUNTANTS ONE	ACCOUNTING STAFF TEMPORARY SERVICES	L50309	4/4/2023	Twelve (12) Weeks	\$ 183,002.40		\$ 177,163.35	\$ 177,163.35
ACTION TIRE CO.	PROCUREMENT OF NON-REVENUE VEHICLE TIRES	B40864	4/29/2021	Three (3) Years w/Two (2) One (1) Year	\$ 580,747.50		\$ 188,537.18	\$ 53,313.08
ADMAN PROMOTIONS, INC.	TRANSIT AMBASSADORS TEAM MARTA POLO SHIRTS - UNIFORM					\$ 21,228.00	\$ 21,228.00	\$ 21,228.00
AED BRANDS, LLC	AUTOMATED EXTERNAL DEFIBRILLATORS	Q43610A	3/24/2020	Three (3) Years	\$ 250,812.99		\$ 245,584.10	\$ 73,680.00

METROPOLITAN ATLANTA RAPID TRANSIT AUTHORITY

PAYMENTS AND CONTRACTS \$20,000 OR MORE

(FOR THE PERIOD OF JULY 1, 2023 THROUGH JUNE 30, 2024)

	PURPOSE	Contract Number	AWARD DATE	BASE TERM W/ OPTIONS	AWARD AMOUNT	PAYMENTS MADE VIA SMALL PURCHASES, PO OR OTHER	TOTAL CONTRACT VALUE PAID TO DATE IN AP	TOTAL PAID IN FY 24
AED BRANDS, LLC	AUTOMATED EXTERNAL DEFIBRILLATORS	B50276	7/24/2023	One (1) Year w/Four (4) One (1) Year	\$ 738,180.55		\$ 122,072.15	\$ 120,652.15
AFFORDABLE INTERIOR SYSTEMS..	OFFICE FURNITURE	P50306	11/10/2023	Two (2) Years	\$ 3,000,000.00		\$ 617,779.68	\$ 617,779.68
ALABAMA CHILD SUPP PAY CENTER	GARNISHMENT - CHILD SUPPORT - PAYROLL DEDUCTION					\$ 22,390.07	\$ 22,390.07	\$ 22,390.07
ALEMBA GROUP INC	INFORMATION TECHNOLOGY SERVICE MANAGEMENT (ITSM) APPLICATION	P48536	7/7/2022	Two (2) Years	\$ 176,150.00		\$ 176,150.00	\$ 68,100.00
ALESIG CONSULTING LLC	MARTA'S MYSTERY CUSTOMER PROGRAM	P50370	6/7/2024	One (1) Year w/ Four (4) One (1) Year	\$ 644,800.08	\$ 644,800.08		
ALI, FAREED	WORKERS COMPENSATION LOST WAGE PAYMENTS							\$ 22,387.46
ALLAN VIGIL FORD	NON-REVENUE VEHICLES - ALLAN VIGIL FORD LINCOLN UTILIZING STATE OF GA CONTRACT	P50285	2/26/2024	One (1) Year	\$ 1,748,331.60	\$ 733,470.00		
ALLCOM GLOBAL SERVICES, INC.	STOCK, TOOLS & SUPPLIES					\$ 219,385.52		\$ 219,385.52
ALSTOM SIGNALING, INC.	TRAIN CONTROL AND SCADA SYSTEMS.. UPGRADE	P15120	12/9/2010	Twelve (12) Years w/Two (2), 5 Year Maintenance	\$ 116,987,986.98			\$ 7,835,259.04
ALSTOM SIGNALING, INC.	STOCK, TOOLS & SUPPLIES							\$ 2,350,558.23
ALSTOM TRANSPORT USA INC., FORMERLY BOMBARDIER TRANS.	STOCK, RAIL CAR PARTS							\$ 50,627.50
ALSTON, JOE	WORKERS COMPENSATION LOST WAGE PAYMENTS							\$ 21,728.87
AMALGAMATED TRANSIT UNION	AMALGAMATED TRANSIT UNION DUES							\$ 1,532,174.07
AMERICAN CARWASH	STOCK, TOOLS & SUPPLIES					\$ 30,038.18	\$ 30,038.18	\$ 30,038.18

METROPOLITAN ATLANTA RAPID TRANSIT AUTHORITY								
PAYMENTS AND CONTRACTS \$20,000 OR MORE								
(FOR THE PERIOD OF JULY 1, 2023 THROUGH JUNE 30, 2024)								
	PURPOSE	Contract Number	AWARD DATE	BASE TERM W/ OPTIONS	AWARD AMOUNT	PAYMENTS MADE VIA SMALL PURCHASES, PO OR OTHER	TOTAL CONTRACT VALUE PAID TO DATE IN AP	TOTAL PAID IN FY 24
AMERICAN PUBLIC TRANSPORTATION	APTA MEMBERSHIP & LEADERSHIP TRAINING							\$ 92,500.00
AMERICAN TOWERS, INC.	LEASE AGREEMENT FOR RADIO ANTENNA - ALPHARETTA SITE & UNION CITY SITE	L40123	5/16/2002	Five (5) Years w/Four (4), Five (5) Year	\$ 2,659,765.11		\$ 220,389.66	\$ 143,135.84
AMETEK POWER INSTRUMENTS	STOCK, TOOLS & SUPPLIES					\$ 68,020.00		\$ 68,020.00
AMS.. GLOBAL INC	PORTABLE RESTROOM TRAILERS	P50305	6/29/2023	Three (3) Year	\$ 331,325.00		\$ 331,325.00	\$ 331,325.00
ANDERSON APPRAISAL ASSOCIATES, INC.	CONTRACT FOR ANDERSON APPRAISAL ASSOCIATES, INC.APPRAISAL SERVICES					\$ 34,275.00		\$ 31,025.00
ANTHEM BLUE CROSS BLUE SHIELD	GROUP HEALTH AND WELLNESS INSURANCE COVERAGES	P43938	7/1/2020	Three (3) Years w/Two (2) One (1) Year	\$ 558,203,229.55		\$ 216,154,269.80	\$ 51,117,128.37
ARCADIS U. S., INC	ON-CALL CLAIMS.. ANALYSIS SERVICES	P47040	11/29/2021	Three (3) Years w/One (1) One (1) Year	\$ 2,000,000.00		\$ 364,846.90	\$ 120,710.57
ARCADIS U. S., INC	PROFESSIONAL SERVICES FOR AD AGENCY GRAPHIC DESIGN- ARCADIS	L50417	10/23/2023	Ten (10) Months	\$ 25,000.00			
ARCHER WESTERN CONSTRUCTION, LLC	TUNNEL VENTILATION SYSTEM REHABILITATION AND RENEWAL	P28659	10/23/2015	Six (6) Years	\$ 178,758,100.00		\$ 84,084,401.77	\$ 71,471.85
ARCHER WESTERN CONSTRUCTION, LLC	SUMMERHILL BRT CONSTRUCTION	B50070	6/8/2023	Three (3) Years	\$ 65,945,441.10		\$ 10,731,953.62	\$ 10,731,953.62
ARGO INCORPORATED	CONSULTING SERVICES	L50343	6/9/2023	One (1) Year	\$ 639,798.00		\$ 639,798.00	\$ 639,798.00
ARGO INCORPORATED	CONSULTING SERVICES FOR RAIL MAINTENANCE	L50434	2/9/2024	Four (4) Years	\$ 199,920.00	\$ 199,920.00		
AS3 STORYTELLING, LLC	PHOTOGRAPHY + VIDEOGRAPHY SERVICES	L50518	5/3/2024	Twelve (12) Months	\$ 25,000.00	\$ 25,000.00		
ASHE, STANFORD F	WORKERS' COMPENSATION LOST WAGE PAYMENT							\$ 24,614.20

METROPOLITAN ATLANTA RAPID TRANSIT AUTHORITY								
PAYMENTS AND CONTRACTS \$20,000 OR MORE								
(FOR THE PERIOD OF JULY 1, 2023 THROUGH JUNE 30, 2024)								
	PURPOSE	Contract Number	AWARD DATE	BASE TERM W/ OPTIONS	AWARD AMOUNT	PAYMENTS MADE VIA SMALL PURCHASES, PO OR OTHER	TOTAL CONTRACT VALUE PAID TO DATE IN AP	TOTAL PAID IN FY 24
ASHLEY BELLA DARAMOLA	WEST END STATION BARRIER ART	L50313	4/12/2023	One (1) Year	\$ 60,850.00		\$ 60,850.00	\$ 41,450.00
ASKEW-POPE, BETTY A	WORKERS COMPENSATION LOST WAGE PAYMENTS							\$ 24,285.94
ASK-INNTAG, LLC	MARTA CONTACTLESS SMART CARD FARE MEDIA	B47281	7/6/2021	Two (2) Years w/Three (3) One (1) Year	\$ 4,725,450.00		\$ 1,919,156.80	\$ 915,195.00
ASSOCIATED FUEL SYSTEMS., INC.	NEW & REMANUFACTURED ENGINES AND OVERHAUL/REPAIRS GROUP 2	B46989	4/18/2022	Five (5) Years	\$ 26,793,242.77		\$ 104,900.91	\$ 62,229.10
AT&T	DIVERSE FIBER ROUTING FOR NETWORK INFRASTRUCTURE	P40186	12/7/2018	Five (5) Years	\$ 4,339,000.00		\$ 2,475,599.20	\$ 994,278.18
AT&T	AT&T MASTER AGREEMENT	P50376	6/16/2023	None	\$ 78,140.58			
AT&T CORP	AUTHORITY-WIDE VOICE, INTERNET, AND DATA TELECOMMUNICATION SERVICES	P50059	6/9/2022	One (1) Year w/Four (4) One (1) Year	\$ 8,508,537.20		\$ 1,416,486.51	\$ 691,005.78
AT&T MOBILITY NATIONAL ACCOUNTS, LLC	PURCHASE OF DEVICES AND SERVICES FOR WIRELESS UNLIMITED SERVICES	P50152	6/9/2022	One (1) Year w/Four (4) One (1) Year	\$ 8,508,537.20		\$ 647,115.11	\$ 367,215.50
ATLANTA DOWNTOWN IMPROVEMENT DISTRICT	CIVIC CENTER BUS OPERATIONS AND TOD STUDY PARTNERSHIP WITH ATLANTA DEVELOPMENT AND IMPROVEMENT DISTRICT	L50365	12/14/2022	Three (3) Year	\$ 100,000.00		\$ 62,643.09	\$ 62,643.09
ATLANTA FORK LIFTS INC.	STOCK, TOOLS & SUPPLIES					\$ 31,098.00	\$ 31,098.00	\$ 31,098.00
ATLANTA GAS LIGHT CO	ATLANTA GAS LIGHT MASTER AGREEMENT	P50377	2/3/2023	None	\$ 37,189.00		\$ 37,189.00	\$ 37,189.00
ATLANTA JOURNAL CONSTITUTION	AGREEMENT WITH MARTA'S CPM OFFICE FOR ADS IN PRINT & ONLINE AT AJC.COM						\$ 190,831.00	\$ 66,562.00
ATLANTA UNITED FOOTBALL CLUB LLC	MARTA ATLANTA UNITED 2024 SPONSORSHIP						\$ 190,000.00	\$ 190,000.00
ATLANTA-REGION TRANSIT LINK AUTHORITY	I-285 TOP END EXPRESS LANES TRANSIT PLANNING CONTRACT	P50012	6/21/2023	Two (2) Year w/ Two (2) One (1) Year	\$ 5,915,406.00		\$ 5,915,406.00	\$ 5,915,406.00

METROPOLITAN ATLANTA RAPID TRANSIT AUTHORITY

PAYMENTS AND CONTRACTS \$20,000 OR MORE

(FOR THE PERIOD OF JULY 1, 2023 THROUGH JUNE 30, 2024)

	PURPOSE	Contract Number	AWARD DATE	BASE TERM W/ OPTIONS	AWARD AMOUNT	PAYMENTS MADE VIA SMALL PURCHASES, PO OR OTHER	TOTAL CONTRACT VALUE PAID TO DATE IN AP	TOTAL PAID IN FY 24
AUTACO DEVELOPMENT, LLC	BUS STOP AMENITIES	P43079	6/18/2019	Five (5) Years	\$ 15,639,200.00		\$ 9,564,743.33	\$ 5,175,446.85
AVI-SPL LLC	BARCO EQUIPMENT UPGRADE	P50450	1/4/2024	Three (3) Years	\$ 199,999.00	\$ 199,999.00		
AVS CONSULTING, LLC DBA STONE, MCELROY & ASSOCIATES	PSYCHOLOGICAL ASSESSMENT PROGRAM	L45708	3/18/2020	Five (5) Years	\$ 345,960.00		\$ 206,705.00	\$ 67,150.00
AWC NETWORKS, LLC	WORKERS COMPENSATION MEDICAL PAYMENTS							\$ 20,022.00
AXIOM CORPORATION	SPECIALIZED PROFESSIONAL SERVICES - TECHNOLOGY - JUNE 2022					\$ 33,053.13	\$ 33,053.13	\$ 33,053.13
AXON ENTERPRISE, INC.	BODY WORN CAMERAS, VIDEO STORAGE AND ACCESSORIES	P47663	1/19/2021	Five (5) Years	\$ 3,357,744.50		\$ 2,701,824.50	\$ 655,920.00
B & C TRANSIT, INC.	DIGITAL SIGNAGE DATA ENHANCEMENT	PP50232	10/31/2023	Seven (7) Years	\$ 1,312,829.11			
BALFOUR BEATTY INFRASTRUCTURE, INC.	STOCK, TOOLS & SUPPLIES					\$ 59,292.00		\$ 59,292.00
BANK OF AMERICA	FEDERAL PAYROLL TAXES							\$ 67,638,277.75
BANK OF AMERICA, N.A.	PURCHASE CARD ACTIVITY/PURCHASES							\$ 5,707,301.37
BARRIOS AND VIRGUEZ, LLC	LEGAL SETTLEMENT							\$ 40,000.00
BASIC DIVERSITY, INC.	DIVERSITY, EQUITY, & INCLUSION (DEL) SEMINAR(S)	L50217	7/1/2022	Two (2) Years	\$ 107,000.00		\$ 125,508.00	\$ 47,508.00
BATTERIES PLUS BULBS #124	STOCK, TOOLS & SUPPLIES							\$ 159,090.00
BATTERY DISTRIBUTORS INC	PROCUREMENT AND DISPOSAL OF BUS BATTERIES	B41545	11/20/2018	Four (4) Years w/One (1) One (1) Year	\$ 2,282,200.90		\$ 1,926,205.00	\$ 438,316.08

METROPOLITAN ATLANTA RAPID TRANSIT AUTHORITY

PAYMENTS AND CONTRACTS \$20,000 OR MORE

(FOR THE PERIOD OF JULY 1, 2023 THROUGH JUNE 30, 2024)

	PURPOSE	Contract Number	AWARD DATE	BASE TERM W/ OPTIONS	AWARD AMOUNT	PAYMENTS MADE VIA SMALL PURCHASES, PO OR OTHER	TOTAL CONTRACT VALUE PAID TO DATE IN AP	TOTAL PAID IN FY 24
BAUGH, ALFIE M.	WORKERS COMPENSATION LOST WAGE PAYMENTS							\$ 20,541.77
BBM RAILWAY EQUIPMENT	PROCUREMENT OF RAIL CAR LIFT EQUIPMENT SERVICES	Q50169A	7/27/2023	One (1) Year	\$ 180,950.00		\$ 59,400.00	\$ 59,400.00
BCC ENGINEERING LLC	CLAYTON COUNTY SOUTHLAKE BRT STUDY	L50339	7/12/2023	Two (2) Years	\$ 273,880.00		\$ 263,039.16	\$ 263,039.16
BEARSAVER	STOCK, TOOLS & SUPPLIES							\$ 109,373.00
BENALYTICS CONSULTING GROUP, LLC	RFP ONLINE BENEFITS ENROLLMENT AND ADMINISTRATION SERVICES	P43924	3/31/2021	Three (3) Years w/Two (2) One (1) Year	\$ 3,406,120.00		\$ 1,740,723.85	\$ 711,212.70
BENSUSSEN DEUTSCH & ASSOCIATES, LLC	MARTA X ATLANTA UNITED SPONSORSHIP TICKET PACKAGE T-SHIRT					\$ 37,958.33		\$ 37,958.33
BEY & ASSOCIATES, LLC	LEGAL SETTLEMENT EXPENSES							\$ 301,850.00
BHA CONSULTING, LLC	CONSULTING SERVICES							\$ 25,822.50
BLACKBURN TRUCK EQUIPMENT INC	ROLL BACK WRECKER TRUCK					\$ 129,250.00	\$ 129,250.00	\$ 129,250.00
BLOOMBERG, L.P.	BLOOMBERG SUBSCRIPTION	L50254	9/1/2022	One (1) Year	\$ 191,159.00		\$ 116,430.00	\$ 28,080.00
BOMBARDIER TRANSPORTATION N.A.	IBTU ATOM BOARD UPGRADE	P50122	7/7/2022	Two (2) Years	\$ 144,800.00			
BOYD CATON GROUP, INC.	PROFESSIONAL SERVICES FOR DEPARTMENT OF SAFETY IN SUPPORT OF STATE SAFETY OVERSIGHT PROGRAM	L48790	7/1/2021	Seventeen (17) Months	\$ 2,237,451.76		\$ 2,209,999.09	\$ 337,768.51
BRADKEN	STOCK, RAIL CAR PARTS							\$ 69,973.20
BREEZE TECHNOLOGIES LLC	PROFESSIONAL SERVICES FOR SYSTEM ARCHITECT	L50425	11/7/2024	One (1) Year	\$ 79,560.00		\$ 69,360.00	\$ 69,360.00

METROPOLITAN ATLANTA RAPID TRANSIT AUTHORITY								
PAYMENTS AND CONTRACTS \$20,000 OR MORE								
(FOR THE PERIOD OF JULY 1, 2023 THROUGH JUNE 30, 2024)								
	PURPOSE	Contract Number	AWARD DATE	BASE TERM W/ OPTIONS	AWARD AMOUNT	PAYMENTS MADE VIA SMALL PURCHASES, PO OR OTHER	TOTAL CONTRACT VALUE PAID TO DATE IN AP	TOTAL PAID IN FY 24
BRIAN OVERS	WORKERS COMPENSATION LOST WAGE PAYMENTS							\$ 33,979.45
BRIDGESTONE AMERICAS TIRE OPERATIONS, LLC	TIRE LIQUIDATED BUYOUT AGREEMENT	B36296	10/29/2021	Five (5) Years	\$ 12,088,653.34		\$ 920,021.48	\$ 230,004.62
BROWN ELECTRICAL SERVICES, LLC	PROCUREMENT OF ELECTRICAL SERVICES INSTALLATION & TESTING	Q50118	10/17/2022	Two (2) Year w/ Two (2) One (1) Year	\$ 145,021.00		\$ 53,976.63	\$ 31,871.61
BROWN, BRIDGET	WORKERS COMPENSATION LOST WAGE PAYMENTS							\$ 27,769.04
BRYANT, MARILYN	WORKERS COMPENSATION LOST WAGE PAYMENTS							\$ 31,815.73
BUCKLEY BALA WILSON MEW LLP	LEGAL SETTLEMENT							\$ 198,678.95
BUREAU VERITAS NORTH AMERICA, INC.	ENGINE FLUID ANALYSIS SERVICES	Q38975	9/19/2017	Three (3) Years w/Two (2) One (1) Year	\$ 164,940.00		\$ 89,638.45	\$ 29,850.33
BYRD, AMBER	WORKERS COMPENSATION LOST WAGE PAYMENTS							\$ 21,590.05
C. MCKINLEY LAW & ASSOCIATES, LLC	LEGAL SETTLEMENT							\$ 63,000.00
C3M POWER SYSTEMS.. LLC	EMERGENCY ON-CALL REPAIRS AND MAINTENANCE SERVICES FOR MARTA'S LIGHT RAIL OVERHEAD CONTACT SYSTEM AND TRACTION POWER SUBSTATIONS	B45064	12/18/2020	Three (3) Years w/Two (2) One (1) Year	\$ 4,082,802.00		\$ 2,243,853.01	\$ 579,699.34
CADUCEUS OCCUPATIONAL MEDICINE	OCCUPATIONAL MEDICAL SERVICES PROGRAM	P38752-A	3/1/2018	Four (4) Years w/Two (2) One (1) Year	\$ 1,831,939.42		\$ 1,891,716.00	\$ 404,960.00
CADUCEUS OCCUPATIONAL MEDICINE	WORKERS COMPENSATION MEDICAL PAYMENTS							\$ 684,505.87
CAMBRE & ASSOCIATES LLC	LEGAL SETTLEMENT							\$ 249,000.00
CANON FINANCIAL SERVICES, INC.	MULTI-FUNCTIONAL PRINTERS (MFP) LEASE AND MAINTENANCE SERVICES	P33231	1/1/2017	Four (4) Years w/Two (2) One (1) Year	\$ 2,406,690.63		\$ 1,124,443.00	\$ 67,849.89

METROPOLITAN ATLANTA RAPID TRANSIT AUTHORITY								
PAYMENTS AND CONTRACTS \$20,000 OR MORE								
(FOR THE PERIOD OF JULY 1, 2023 THROUGH JUNE 30, 2024)								
	PURPOSE	Contract Number	AWARD DATE	BASE TERM W/ OPTIONS	AWARD AMOUNT	PAYMENTS MADE VIA SMALL PURCHASES, PO OR OTHER	TOTAL CONTRACT VALUE PAID TO DATE IN AP	TOTAL PAID IN FY 24
CANON SOLUTIONS AMERICA, INC.	MULTI-FUNCTIONAL PRINTERS LEASE AND MAINTENANCE SERVICES	B50184	3/28/2023	Three (3) Year w/ Two (2) One (1) Year	\$ 1,773,352.12		\$ 342,427.70	\$ 311,624.95
CANON SOLUTIONS AMERICA, INC.	LARGE FORMAT PRODUCTIONS PRINTERS LEASE AND MAINTENANCE SERVICES	P50446	3/22/2024	Three (3) Year w/ Two (2) One (1) Year	\$ 58,211.72			
CANTRELL MILLER	APPRAISAL SERVICES BY CANTRELL MILLER					\$ 45,600.00	\$ 23,200.00	\$ 20,400.00
CARAHSOFT TECHNOLOGY CORP	CARAHSOFT - LINKEDIN RECRUITING SOLUTIONS SERVICES	L48584	7/21/2021	Three (3) Years			\$ 69,759.00	\$ 23,253.00
CARAHSOFT TECHNOLOGY CORP	AKAMAI ENTERPRISE THREAT PROTECTOR	P50086	2/23/2022	Two (2) Years	\$ 89,200.00		\$ 89,200.00	\$ 32,400.00
CARDINAL INFRASTRUCTURE, LLC	PROFESSIONAL SERVICES FOR FEDERAL ADVISORY SERVICES	L49435	8/26/2021	Two (2) Years	\$ 462,000.00		\$ 462,000.00	\$ 145,200.00
CARDINAL INFRASTRUCTURE, LLC	PROFESSIONAL SERVICES FOR LOBBYING – CARDINAL INFRASTRUCTURE	L50438	12/11/2023	Twelve (12) Months	\$ 198,000.00		\$ 66,000.00	\$ 66,000.00
CAREWORKS MANAGED CARE SERVICES, INC.	WORKERS COMPENSATION MEDICAL PAYMENTS							\$ 23,745.28
CARR, RAHN & ASSOCIATES, INC.	CONTRACT FOR APPRAISAL SERVICES PERFORMED BY CARR, RAHN & ASSOCIATES, INC.					\$ 22,500.00	\$ 22,500.00	\$ 22,500.00
CARTER & ASSOCIATES EQUITY,LLC	RENT PARTICIPATION AGREEMENT BETWEEN METROPOLITAN ATLANTA RAPID TRANSIT AND CARTER & ASSOCIATES EQUITY LLC						\$ 368,303.31	\$ 81,845.18
CASTAN & LECCA, P.C.	LEGAL SETTLEMENTS							\$ 150,000.00
C-CAN POWER SYSTEMS..., INC.	STOCK, TOOLS & SUPPLIES					\$ 321,266.00		\$ 321,266.00
CDW GOVERNMENT, INC.	VARIOUS CDW GOVERNMENT MARTA APPLICATIONS					\$ 45,695.82	\$ 45,695.82	\$ 45,695.82
CDW LLC DBA CDW GOVERNMENT, LLC	SYSTEM WIDE PHONE UPGRADE					\$ 78,476.57		\$ 78,476.57

METROPOLITAN ATLANTA RAPID TRANSIT AUTHORITY								
PAYMENTS AND CONTRACTS \$20,000 OR MORE								
(FOR THE PERIOD OF JULY 1, 2023 THROUGH JUNE 30, 2024)								
	PURPOSE	Contract Number	AWARD DATE	BASE TERM W/ OPTIONS	AWARD AMOUNT	PAYMENTS MADE VIA SMALL PURCHASES, PO OR OTHER	TOTAL CONTRACT VALUE PAID TO DATE IN AP	TOTAL PAID IN FY 24
CDW LLC DBA CDW GOVERNMENT, LLC	ADOBE ACROBAT 12 MONTH SUBSCRIPTIONS					\$ 113,263.43		\$ 104,888.13
CDW LLC DBA CDW GOVERNMENT, LLC	STOCK, COMMUNICATIONS PARTS					\$ 125,523.12		\$ 125,523.12
CDW LLC DBA CDW GOVERNMENT, LLC	STOCK, COMMUNICATIONS PARTS					\$ 20,592.64		\$ 20,592.64
CDW LLC DBA CDW GOVERNMENT, LLC	MAINTENANCE SUPPORT COMMVAULT SOFTWARE	P50380	10/25/2024	Three (3) Years	\$ 143,885.60		\$ 47,961.87	\$ 47,961.87
CDW LLC DBA CDW GOVERNMENT, LLC	CISCO SWITCHES, CISCO VOIP CONFERENCE PHONES AND ASSOCIATED LICENSES	P50332	10/25/2023		\$ 465,911.87		\$ 465,911.87	\$ 465,911.87
CDW LLC DBA CDW GOVERNMENT, LLC	CCTV OFFLINE CAMERA REMEDIATION	B50298	1/19/2024	One (1) Year	\$1,204,813.75		\$ 1,053,781.75	\$ 1,053,781.75
CDW LLC DBA CDW GOVERNMENT, LLC	CROWDSTRIKE FALCON SUITE (SUBSCRIPTION)					\$ 162,626.60		\$ 162,626.60
CENTER FOR TRANSPORTATION AND THE ENVIRONMENT	CONSULTING SERVICES FOR ZERO-EMISSIONS BUS PROGRAM	L47273	9/30/2020	Thirty (30) Months	\$ 420,000.00			\$ 37,992.64
CENTRAL PERIMETER COMMUNITY IMPROVEMENT DISTRICTS	DUNWOODY PARKING DECK MURAL	L50242	1/26/2024	One (1) Year	\$ 1,204,813.75			\$ 31,958.15
CENTRALSQUARE TECHNOLOGIES, LLC	POLICE COMPUTER AIDED DISPATCH RECORD MANAGEMENT	P46669	10/8/2022	Four (4) (Years)	\$ 4,549,062.18		\$ 268,297.14	\$ 1,771,500.07
CENTURY FIRE PROTECTION, LLC	STOCK, COMMUNICATIONS PARTS					\$ 68,998.20		\$ 68,998.20
CERTIFIED STAINLESS SERVICE INC.	STOCK, TOOLS & SUPPLIES					\$ 113,788.72		\$ 113,788.72
CHAPTER 13 TRUSTEE,N.J. WHALEY	EMPLOYEE GARNISHMENT							\$ 333,603.63
CHEROKEE TRUCK EQUIPMENT	TRAVELING AXLE TRAILER							\$ 20,020.35

METROPOLITAN ATLANTA RAPID TRANSIT AUTHORITY								
PAYMENTS AND CONTRACTS \$20,000 OR MORE								
(FOR THE PERIOD OF JULY 1, 2023 THROUGH JUNE 30, 2024)								
	PURPOSE	Contract Number	AWARD DATE	BASE TERM W/ OPTIONS	AWARD AMOUNT	PAYMENTS MADE VIA SMALL PURCHASES, PO OR OTHER	TOTAL CONTRACT VALUE PAID TO DATE IN AP	TOTAL PAID IN FY 24
CHILDERS ENTERPRISES, INC. DBA CHILDERS ASSOCIATES	APPRAISAL SERVICES FOR MARTA					\$ 57,000.00	\$ 48,000.00	\$ 32,000.00
CIGNA HEALTH AND LIFE INSURANCE COMPANY	GROUP DENTAL INSURANCE COVERAGE	P43938	7/1/2020	Three (3) Years w/Two (2) One (1) Year	\$ 558,203,229.55		\$ 12,285,873.43	\$ 3,107,817.77
CINTAS CORPORATION	AUTHORITY-WIDE UNIFORMS.. FOR MARTA'S WORKFORCE	B36732A	5/1/2018	Two (2) Years w/Three (3) One (1) Year (Extended 12/31/2023)	\$ 6,896,287.27		\$ 3,142,374.98	\$ 631,194.44
CINTAS FIRE PROTECTION	MAINTENANCE AND REPAIR OF FIRE EXTINGUISHERS AND SUPPRESSION SYSTEM	Q46793	12/7/2021	Two (2) Years w/Two (2) One (1) Year	\$ 159,526.39		\$ 103,499.71	\$ 27,049.91
CINTAS FIRE PROTECTION	MAINTENANCE AND TESTING SERVICES FOR WATER-BASE FIRE PROTECTION SYSTEMS..	Q47406A	4/26/2022	Two (2) Year w/One (1) One (1) Year	\$ 147,560.82		\$ 40,342.43	\$ 20,051.45
CINTAS FIRE PROTECTION	PREVENTIVE MAINTENANCE AND REPAIR SERVICES FOR BUS FIRE SUPPRESSION AND CNG TANK INSPECTIONS	B50078	2/27/2023	Three (3) Year w/One (1) One (1) Year	\$ 2,437,813.70		\$ 1,115,661.03	\$ 903,516.91
CINTAS FIRE PROTECTION	FM200 FIRE SUPPRESSION SYSTEM TESTING	B50144	3/18/2024	Three (3) Years	\$ 403,640.00			
CITISIDE PROPERTIES LLC	CLAYTON COUNTY POLICE PRECINT LEASE AGREEMENT	P48954	7/7/2021	Three (3) Years	\$ 124,200.00		\$ 124,500.00	\$ 41,700.00
CITY ELECTRIC SUPPLY	STOCK, TOOLS & SUPPLIES					\$ 46,450.63		
CITY OF ATLANTA	UTILITIES, WATER/SEWER, CBS OUTDOOR ADVERTISING DEFERRED COMMISSIONS							\$ 401,128.84
CITY OF ATLANTA	CLEVELAND-METROPOLITAN ART COA WATERSHED IGA	P50532		None	\$ 75,000.00			
CITY OF ATLANTA	DWM UTILITY WORK ODERS INTERAGENCY AGREEMENT	P50474	1/26/2024	None	\$ 1,500,000.00			
CITY OF BROOKHAVEN, GA	CITY OF BROOKHAVEN AND I-285	IGA-50424	8/22/2023	Two (2) Years	\$ 250,000.00	\$ 250,000.00		
CITY OF COLLEGE PARK	CBS OUTDOOR ADVERTISING CONTRACT DEFERRED COMMISSIONS - WATER/SEWER SERVICES							\$ 55,266.65

METROPOLITAN ATLANTA RAPID TRANSIT AUTHORITY

PAYMENTS AND CONTRACTS \$20,000 OR MORE

(FOR THE PERIOD OF JULY 1, 2023 THROUGH JUNE 30, 2024)

	PURPOSE	Contract Number	AWARD DATE	BASE TERM W/ OPTIONS	AWARD AMOUNT	PAYMENTS MADE VIA SMALL PURCHASES, PO OR OTHER	TOTAL CONTRACT VALUE PAID TO DATE IN AP	TOTAL PAID IN FY 24
CITY OF DECATUR	STORM WATER FEES							\$ 50,160.00
CITY OF SANDY SPRINGS	CBS OUTDOOR ADVERTISING CONTRACT DEFERRED COMMISSIONS							\$ 378,539.13
CIVICPLUS, LLC	OPEN RECORDS SOFTWARE	Q50398	6/1/2024	Five (5) Years	\$ 114,369.25			
CLARK, FLORA L	WORKERS COMPENSATION LOST WAGE PAYMENTS							\$ 34,124.10
CLASSIC TENTS & EVENTS	50' X 75' SLIDETRACK TENT RENTAL & ACCESSORIES							\$ 20,469.72
CLAYTON COUNTY BD OF COMMISSIONERS	CLAYTON COUNTY INTERGOVERNMENTAL AGREEMENT (IGA) FOR A PROGRAM CO-ORDINATOR	P50379	12/20/2022	Three (3) Years w/ Two (2) One (1) Year	\$ 960,000.00		\$ 128,000.00	\$ 128,000.00
CLAYTON COUNTY WATER AUTHORITY	UTILITIES - WATER							\$ 35,808.23
CLEARWATER ANALYTICS	AUTOMATED INVESTMENT PORTFOLIO WITH ORACLE INTERFACE	P42566	11/7/2018	Three (3) Years w/Two (2) One (1) Year	\$ 189,928.00		\$ 241,209.80	\$ 61,254.73
CLEMENTS & SWEET, LLP	WORKERS' COMPENSATION LOST WAGE PAYMENTS							\$ 470,987.19
CLEVELAND ELECTRIC COMPANY	CNG PROTECTION SYSTEM UPGRADE	B24337	9/16/2013	Three (3) Year w/ Maintenance & Inspection Option 8	\$ 6,098,880.16		\$ 120,435.00	\$ 35,100.00
CLEVELAND ELECTRIC COMPANY	EMERGENCY TRIP STATION REPLACEMENT - GROUP 4	B34375	5/3/2018	Five (5) Years	\$ 24,511,223.00		\$ 16,344,728.11	\$ 4,034,422.32
CLEVELAND ELECTRIC COMPANY	MARTA SITE RELOCATION	B50324	9/12/2023	One (1) Year	\$ 380,514.52		\$ 380,514.52	\$ 380,514.52
COBB COUNTY BOARD OF COMMISSIONERS	REGIONAL SETTLEMENTS							\$ 433,286.48
COCHRAN & RETTGER INVESTMENTS DBA OHIO LIFT TRUCK	FORK LIFT FOR STREETCAR						\$ 198,500.00	\$ 198,500.00

METROPOLITAN ATLANTA RAPID TRANSIT AUTHORITY								
PAYMENTS AND CONTRACTS \$20,000 OR MORE								
(FOR THE PERIOD OF JULY 1, 2023 THROUGH JUNE 30, 2024)								
	PURPOSE	Contract Number	AWARD DATE	BASE TERM W/ OPTIONS	AWARD AMOUNT	PAYMENTS MADE VIA SMALL PURCHASES, PO OR OTHER	TOTAL CONTRACT VALUE PAID TO DATE IN AP	TOTAL PAID IN FY 24
COHEN & SINOWSKI, P.C.	LEGAL SETTLEMENT							\$ 32,500.00
COLONIAL OIL INDUSTRIES, INC	ULTRA LOW SULPHUR CLEAR DIESEL AND UNLEADED GASOLINE BLENDED WITH 10% ETHANOL	B47088	10/17/2021	Three (3) Years w/Two (2) One (1) Year	\$ 40,809,726.00		\$ 24,944,841.31	\$ 12,972,465.92
COMMAND INVESTIGATIONS	LEGAL INVESTIGATION EXPENSE							\$ 52,545.35
COMMUNITY FARMERS MARKET, INC.	PASSTHROUGH GRANT REIMBURSEMENT							\$ 108,161.87
COMPLIANCEPOINT, INC	PURCHASE CARD INDUSTRY ASSESMENT SERVICES					\$ 109,000.00		
CONTINENTAL AMERICAN INSURANCE COMPANY (CAIC)	GROUP CRITICAL ILLNESS INSURANCE COVERAGE	P43938	7/1/2020	Three (3) Years w/ Two (2) One (1) Year	\$ 558,203,229.55		\$ 2,133,648.56	\$ 654,212.88
CONTINENTAL CORDAGE	STOCK, RAIL CAR PARTS					\$ 24,400.00		\$ 24,400.00
CONVERGEONE, INC.	CISCO COLLABORATION FLEX PLAN	B46939	12/16/2020	Five (5) Years	\$ 1,057,389.60		\$ 845,911.68	\$ 211,477.92
CONVERGEONE, INC.	CCTV AND ENTERPRISE NETWORK SWITCHES	B48023	7/6/2021	Five (5) Years	\$ 780,368.30		\$ 810,757.34	\$ 31,329.00
CONVERGEONE, INC.	ARISTA SWITCHES AND MAINTENANCE	P50221	1/9/2023	One (1) Year	\$ 710,496.80		\$ 298,479.80	\$ 298,479.80
CONVERGEONE, INC.	ARISTA SWITCHES, FLEXIDOME CAMERAS, AND ASSOCIATED LICENSES FOR UPTOWN PROJECT	P50368	12/1/2023	One (1) Year	\$ 149,426.22		\$ 32,912.00	\$ 32,912.00
CONVERGEONE, INC.	WEBEX PRODUCT SUBSCRIPTION	P47114	6/28/2020	Three (3) Years	\$ 173,062.08			\$ 10,816.00
CORPORATE ENVIRONMENTS OF GA, INC.	OFFICE FURNITURE	P50306	11/10/2023	Two (2) Years	\$ 3,000,000.00			
CORY SMITH	WORKERS' COMPENSATION LOST WAGE PAYMENTS							\$ 137,705.58

METROPOLITAN ATLANTA RAPID TRANSIT AUTHORITY								
PAYMENTS AND CONTRACTS \$20,000 OR MORE								
(FOR THE PERIOD OF JULY 1, 2023 THROUGH JUNE 30, 2024)								
	PURPOSE	Contract Number	AWARD DATE	BASE TERM W/ OPTIONS	AWARD AMOUNT	PAYMENTS MADE VIA SMALL PURCHASES, PO OR OTHER	TOTAL CONTRACT VALUE PAID TO DATE IN AP	TOTAL PAID IN FY 24
COUNTERTRADE PRODUCTS, INC.	RENEWAL OF THE CIENA OPTICAL METRO 3500 SOFTWARE STANDARD COVERAGE					\$ 77,172.98		\$ 85,523.18
COUNTERTRADE PRODUCTS, INC.	THREE-YEAR MAINTENANCE RENEWAL OF AUTODESK SUBSCRIPTIONS					\$ 8,350.20		\$ 85,523.18
COX RADIO	MARTA HOLIDAY TRAVEL REMINDER RADIO ADVERTISEMENT (WALR-FM)					\$ 66,505.00		\$ 66,505.00
COX RADIO	AIRPORT STATION CLOSURE RADIO AD					\$ 33,735.00		
CRAYON SOFTWARE EXPERTS LLC	MICROSOFT LICENSE ENTERPRISE SERVICES	B48124	6/1/2021	Three (3) Year	\$ 6,633,503.70		\$ 6,479,426.16	\$ 1,912,623.39
CRAYON SOFTWARE EXPERTS LLC	MICROSOFT LICENSE ENTERPRISE AGREEMENT	B50469	5/7/2024	Three (3) Years	\$ 9,246,344.99			
CREATIVE BUS SALES	FIFTEEN (15) BRAUN TYPE ADA MINIVANS	P50253	6/13/2023	Six (6) Years	\$ 1,498,185.00		\$ 1,498,185.00	\$ 1,498,185.00
CROSS, MARY	WORKERS' COMPENSATION LOST WAGE PAYMENTS							\$ 20,312.29
CROSSLINE SUPPLY LLC	STOCK, BUS PARTS					\$ 136,484.00		\$ 136,484.00
CROWE LLP	ANNUAL FINANCIAL AND MANAGEMENT AUDITS FOR FISCAL YEARS 2018 THROUGH 2022	P38060	7/1/2017	Three (3) Years w/Two (2) One (1) Year	\$ 1,000,000.00			\$ 64,235.00
CROWE LLP	ANNUAL FINANCIAL AND SINGLE AUDIT REPORTS FOR FY 2023 THROUGH 2027	P49208	5/1/2022	Three (3) Years w/Two (2) One (1) Year	\$ 981,200.00		\$ 574,662.00	\$ 72,815.00
CROWN CASTLE FIBER LLC	CROWN CASTLE UTILITY RELOCATION AGREEMENT (SUMMERHILL)	P50373	6/12/2023	None	\$ 29,110.98		\$ 196,233.00	\$ 29,110.98
CUBIC TRANSPORTATION SYSTEMS..	AFC SOFTWARE, HARDWARE, AND PROFESSIONAL SERVICES	P38189	9/30/2016	Five (5) Year w/Two (2) One (1) Year	\$ 104,453,825.11		\$ 44,273,079.65	\$ 11,028,907.80
CUMMINS INC., DBA CUMMINS SALES AND SERVICE	NEW & REMANUFACTURED ENGINES AND OVERHAUL/REPAIRS GROUP 1	B46989	4/18/2022	Five (5) Years	\$ 26,793,242.77		\$ 3,762,473.40	\$ 2,355,010.40

METROPOLITAN ATLANTA RAPID TRANSIT AUTHORITY

PAYMENTS AND CONTRACTS \$20,000 OR MORE

(FOR THE PERIOD OF JULY 1, 2023 THROUGH JUNE 30, 2024)

	PURPOSE	Contract Number	AWARD DATE	BASE TERM W/ OPTIONS	AWARD AMOUNT	PAYMENTS MADE VIA SMALL PURCHASES, PO OR OTHER	TOTAL CONTRACT VALUE PAID TO DATE IN AP	TOTAL PAID IN FY 24
CUMMINS INC., DBA CUMMINS SALES AND SERVICE	STOCK, BUS PARTS	B46989				\$ 823,643.98		\$ 823,643.98
CUMMINS, INC DBA CUMMINS POWER SOUTH	CUMMINS ENGINE EXCHANGE PROGRAM	B41702	5/8/2019	Five (5) Years	\$ 16,964,649.06		\$ 3,077,322.86	\$ 34,949.67
CUMMINS-ALLISON CORPORATION	MONEY ROOM EQUIPMENT MAINTENANCE	P49795	11/1/2021	Three (3) Year	\$ 140,641.60		\$ 186,422.00	\$ 50,486.00
CUSTOM GLASS SOLUTIONS FORMERLY NASG HOLDINGS, INC.	STOCK, RAIL CAR PARTS					\$ 31,405.00		\$ 31,405.00
CUTCOM SOFTWARE INC.	SUSPICIOUS ACTIVITY CONTRACT	P49410	12/27/2021	Three (3) Years	\$ 149,850.00		\$ 149,850.00	\$ 99,900.00
DANE STREET, LLC	WORKERS COMPENSATION MEDICAL PAYMENTS							\$ 20,331.25
DANIEL GATEWOOD	WORKERS COMPENSATION LOST WAGE PAYMENTS							\$ 31,428.50
DAPHNE B LE BLANC DBA TALENT SEARCH CONSULTANTS LLC	PROFESSIONAL RECRUITING SERVICES	L50296	3/8/2023	None	\$ 100,000.00		\$ 100,000.00	\$ 55,000.00
DARON CHENEY	WORKERS COMPENSATION LOST WAGE PAYMENTS							\$ 24,867.57
DAVID B. HODGINS LLC	LEGAL SETTLEMENT							\$ 50,000.00
DAVIS, VARTNIE N	WORKERS COMPENSATION LOST WAGE PAYMENTS							\$ 22,306.55
DEKALB COUNTY BOARD OF COMMISSIONERS	STORMWATER BILLING							\$ 314,471.39
DEKALB COUNTY TAX COMMISSIONER	STORMWATER BILLING							\$ 21,212.31
DELL MARKETING L.P.	DESKTOP EQUIPMENT AND DEPLOYMENT SERVICES	P38567-A	12/5/2018	Five (5) Years	\$ 2,940,649.60		\$ 4,871,954.01	\$ 585,578.54

METROPOLITAN ATLANTA RAPID TRANSIT AUTHORITY								
PAYMENTS AND CONTRACTS \$20,000 OR MORE								
(FOR THE PERIOD OF JULY 1, 2023 THROUGH JUNE 30, 2024)								
	PURPOSE	Contract Number	AWARD DATE	BASE TERM W/ OPTIONS	AWARD AMOUNT	PAYMENTS MADE VIA SMALL PURCHASES, PO OR OTHER	TOTAL CONTRACT VALUE PAID TO DATE IN AP	TOTAL PAID IN FY 24
DESTAINI GOODE	WORKERS COMPENSATION LOST WAGE PAYMENTS							\$ 28,610.09
DEVERICK WILLIAMS..	WORKERS COMPENSATION LOST WAGE PAYMENTS							\$ 25,289.28
DILIGENT CANADA, INC.	PROFESSIONAL SERVICES FOR AN INTERNAL AUDIT GRC AUTOMATION TOOL	L46790	4/1/2020	One (1) Year	\$ 310,915.49		\$ 272,866.31	\$ 61,214.40
DIVINE MARKETING AGENCY, LLC	2023 ANNUAL EMPLOYEE & FAMILY APPRECIATION EVENT	L50352	5/22/2023	One (1) Year	\$ 159,101.00		\$ 95,753.64	\$ 95,753.64
DIXON, GREGORY R	WORKERS COMPENSATION LOST WAGE PAYMENTS							\$ 71,005.63
DO PROCESS, LLC	PROFESSIONAL SERVICES FOR DE-ESCALATION TRAINING	L50503	3/18/2024	One (1) Year	\$ 147,750.00		\$ 147,750.00	\$ 147,750.00
DOCUSIGN, INC.	DOCUSIGN RENEWAL	L40203	3/11/2017	Seven (7) Years	\$ 608,372.13		\$ 275,049.00	\$ 275,049.00
DOCUSIGN, INC.	DOCUSIGN - ELECTRONIC SIGNATURE ENTERPRISE	B50401	7/26/2024	Three (3) Years w/One (1) One (1) Year	\$ 560,309.00			
DOUGLAS POWELL AND PEGGY COLBERT	LEGAL SETTLEMENT							\$ 141,500.00
DRUGPAK, LLC	DRUG & ALCOHOL SOFTWARE	P43284	1/6/2021	Three (3) Years w/Two (2) One (1) Year	\$ 584,373.00		\$ 467,383.00	\$ 92,890.00
ECAM SECURE	SOLAR POWERED MOBILE TRAILERS	B50186	2/27/2023	One (1) Year	\$ 374,500.00		\$ 374,500.00	\$ 374,500.00
ECLIPSE CONSULTING GROUP II, LLC	PROFESSIONAL SERVICES FOR CONSULTING SERVICES - ECLIPSE CONSULTING GROUP II, LLC.	L50496	5/1/2024	Four (4) Years	\$ 80,000.00			
EDGEWOOD TOD III, LLC	MARTA EDGEWOOD-CANDLER PARK TOD (BUS LOOP AND PORTION OF THE PARKING DECK) IN THE NEW EDGEWOOD- CANDLER PARK TOD	P49534	9/27/2019	Ninety-Nine (99) Years	\$ 4,700,000.00		\$ 4,641,412.83	\$ 20,615.00
EDWARD MCAFFEE	LEGAL SETTLEMENT							\$ 60,000.00

METROPOLITAN ATLANTA RAPID TRANSIT AUTHORITY								
PAYMENTS AND CONTRACTS \$20,000 OR MORE								
(FOR THE PERIOD OF JULY 1, 2023 THROUGH JUNE 30, 2024)								
	PURPOSE	Contract Number	AWARD DATE	BASE TERM W/ OPTIONS	AWARD AMOUNT	PAYMENTS MADE VIA SMALL PURCHASES, PO OR OTHER	TOTAL CONTRACT VALUE PAID TO DATE IN AP	TOTAL PAID IN FY 24
EGAN VISUAL INTERNATIONAL	OFFICE FURNITURE	P50306	11/10/2023	Two (2) Years	\$ 3,000,000.00		\$ 113,115.20	\$ 113,115.20
ELDER RESEARCH, INC.	ASSESSMENT OF DATA CULTURE AND TECHNOLOGY ECOSYSTEM	L50508	4/19/2024	Twelve (12) Weeks	\$ 197,600.00			
ELITE PARKING CORPORATION	LEGAL SETTLEMENT							\$ 30,000.00
EMERGENT, LLC	RED HAT MAINTENANCE AND SUPPORT SERVICES	Q50444	2/26/2024	Three (3) Years	\$ 133,440.42		\$ 133,440.42	\$ 133,440.42
EMORY CONTINUING EDUCATION	SUPPORTS MARTA WORKFORCE DEVELOPMENT STRATEGY							\$ 20,250.00
EMORY EASTSIDE MEDICAL CTR	WORKERS COMPENSATION MEDICAL PAYMENTS							\$ 25,126.70
ENGHOUSE INTERACTIVE, INC., DBA ENGHOU TRANSPORTATION LLC	RENEWAL OF MAINTENANCE SUPPORT FOR TELEDRI 8.1.6 DRIVER MANAGEMENT SYSTEM	L39961	7/1/2017	Six (6) Years	\$ 844,709.70		\$ 583,309.00	\$ 157,123.00
ENGINEERING SYSTEMS..., INC.	EXPERT WITNESS FEES FOR THE DEFENSE OF A LAWSUIT							\$ 90,138.57
ENSCO RAIL, INC.	AUTONOMOUS TRACK INSPECTION SYSTEM PILOT - PO ROLLOVER RECREATION	P38738	9/12/2017	Five (5) Years	\$ 5,054,219.45		\$ 1,192,270.33	\$ 199,243.99
ENSCO RAIL, INC.	AUTOMATED TRACK GEOMETRY MEASUREMENT TESTING	Q50229	2/8/2023	One (1) Year	\$ 161,600.00		\$ 145,300.00	\$ 64,500.00
ENSCO RAIL, INC.	AUTOMATED TRACK GEOMETRY MEASUREMENT TESTING	B50237	12/19/2023	Three (3) Years w/Two (2) One (1) Year	\$ 708,800.00			
ENTERPRISE HOLDINGS, INC.	LEGAL CLAIMS.. EXPENSE							\$ 77,468.55
ENVIRONMENTAL PRODUCTS GROUP, INC.	ENVIROSIGHT PIPELINE INSPECTION CAMERAS - 360 MANHOLE SCANNER							\$ 61,668.00
ENVIRONMENTAL SYSTEMS.. RESEARCH INSTITUTE, INC.	RENEWAL OF ARCGIS SOFTWARE MAINTENANCE CONTRACT	P45386	8/24/2020	Six (6) Years	\$ 137,634.82		\$ 285,562.27	\$ 151,800.00

METROPOLITAN ATLANTA RAPID TRANSIT AUTHORITY								
PAYMENTS AND CONTRACTS \$20,000 OR MORE								
(FOR THE PERIOD OF JULY 1, 2023 THROUGH JUNE 30, 2024)								
	PURPOSE	Contract Number	AWARD DATE	BASE TERM W/ OPTIONS	AWARD AMOUNT	PAYMENTS MADE VIA SMALL PURCHASES, PO OR OTHER	TOTAL CONTRACT VALUE PAID TO DATE IN AP	TOTAL PAID IN FY 24
EQ RENEW, INC.	BUS LIFTS REMANUFACTURING AND FLOOR COATINGS	B47090	4/12/2021	Two (2) Years	\$ 2,018,520.00		\$ 1,554,690.00	\$ 351,880.00
EQ RENEW, INC.	EXTERNAL REBUILD - BUYER C. JONES REPLACED WITH K.FURLOW					\$ 26,000.00		
ESTIME, HERVE	WORKERS COMPENSATION LOST WAGE PAYMENTS							\$ 37,700.00
EVERBRIDGE INC	MASS NOTIFICATION SYSTEM	P48760	8/26/2021	Two (2) Years	\$ 306,220.19		\$ 306,220.19	\$ 109,844.15
EXEMPLIS LLC	OFFICE FURNITURE	P50306	11/10/2023	Two (2) Years	\$ 3,000,000.00		\$ 410,479.80	\$ 410,479.80
EXPONENTIAL POWER INC	STOCK, TOOLS & SUPPLIES					\$ 59,416.00		
EXPRESS PRESSURE WASHING, LLC	EXTERIOR PRESSURE WASHING CLEANING AND SEALING	Q50193	3/13/2023	One (1) Year	\$ 115,659.50		\$ 115,659.50	\$ 115,659.50
EXPRESS PRESSURE WASHING, LLC	MAINTENANCE FACILITY LANDSCAPING SERVICES	Q50476	5/23/2024	One (1) Year	\$ 137,240.00			
EXPRESS SCRIPTS, INC	WORKERS COMPENSATION MEDICAL PAYMENTS							\$ 802,488.93
FAISON, DELANA	WORKERS COMPENSATION LOST WAGE PAYMENTS							\$ 32,598.80
FAMILY SUPPORT REGISTRY	WORKERS COMPENSATION LOST WAGE PAYMENTS							\$ 1,122,034.84
FAYETTE COMMUNITY HOSPITAL	WORKERS COMPENSATION MEDICAL PAYMENTS							\$ 29,946.06
FINQUERY, LLC	GASB 87 COMPLIANT CLOUD BASED ENTERPRISE LEASE ACCOUNTING SOFTWARE	Q49609	2/22/2022	Four (4) Years	\$ 115,241.00		\$ 92,841.78	\$ 20,921.40
FIRST TRANSIT, INC.	MOBILITY OPERATIONS AND MAINTENANCE SERVICES	P42894	2/22/2021	Three (3) Years w/Two (2) One (1) Year	\$ 160,768,008.14		\$ 81,918,343.59	\$ 40,301,069.79

METROPOLITAN ATLANTA RAPID TRANSIT AUTHORITY

PAYMENTS AND CONTRACTS \$20,000 OR MORE

(FOR THE PERIOD OF JULY 1, 2023 THROUGH JUNE 30, 2024)

	PURPOSE	Contract Number	AWARD DATE	BASE TERM W/ OPTIONS	AWARD AMOUNT	PAYMENTS MADE VIA SMALL PURCHASES, PO OR OTHER	TOTAL CONTRACT VALUE PAID TO DATE IN AP	TOTAL PAID IN FY 24
FIVE POINTS INFRASTRUCTURE SERVICES, LLC	PATCH MANAGER SOFTWARE AS A SERVICE (SAAS)	P47107	11/6/2020	Five (5) Years	\$ 149,440.00		\$ 119,552.00	\$ 29,888.00
FLEX LANDSCAPING LLC	AUTHORITY-WIDE LANDSCAPING SERVICES	B49479	4/25/2022	Two (2) Years w/Three (3) One (1) Year	\$ 4,628,425.00		\$ 732,668.00	\$ 380,853.00
FLOOD BROTHERS, INC.	UPTOWN EAST TOWER RELOCATION	Q50498	3/4/2024	Two (2) Years	\$ 110,773.00		\$ 110,773.00	\$ 110,773.00
FLSDU	EMPLOYEE GARNISHMENT							\$ 43,173.35
FORD, GREGORY	WORKERS COMPENSATION LOST WAGE PAYMENTS							\$ 22,160.32
FOY & ASSOCIATES P.C.	LEGAL SETTLEMENT							\$ 276,750.00
FRANK T. MARTIN CONSULT, LLC	PROFESSIONAL EXECUTIVE RECRUITMENT SERVICES	L50171	7/1/2022	One (1) Year	\$ 180,000.00			\$ 31,500.00
FRANK T. MARTIN CONSULT, LLC	EXECUTIVE RECRUITING FOR CPEI					\$ 31,500.00		\$ 31,500.00
FRANKLIN COVEY	PROFESSIONAL SERVICES FOR A CONSULTANT FOR 4DX IMPLEMENTATION	L38628	10/12/2016	Six (6) Years	\$ 1,373,300.00		\$ 462,026.00	\$ 87,000.00
FRANKLIN, JULYSHA	WORKERS COMPENSATION LOST WAGE PAYMENTS							\$ 20,040.60
FRENCH AND ASSOCIATES, INC	FRENCH LANDSCAPING - 5163 OLD DIXIE 2023							\$ 29,412.00
FULTON COUNTY MAGISTRATE COURT	EMPLOYEE GARNISHMENT							\$ 58,088.75
FUNCHES, TANDRA	WORKERS COMPENSATION LOST WAGE PAYMENTS							\$ 37,808.75
FUSECO INC.	STOCK, RAIL CAR PARTS					\$ 576,167.64		\$ 576,167.64

METROPOLITAN ATLANTA RAPID TRANSIT AUTHORITY

PAYMENTS AND CONTRACTS \$20,000 OR MORE

(FOR THE PERIOD OF JULY 1, 2023 THROUGH JUNE 30, 2024)

	PURPOSE	Contract Number	AWARD DATE	BASE TERM W/ OPTIONS	AWARD AMOUNT	PAYMENTS MADE VIA SMALL PURCHASES, PO OR OTHER	TOTAL CONTRACT VALUE PAID TO DATE IN AP	TOTAL PAID IN FY 24
FUSECO INC.	STOCK, RAIL CAR PARTS					\$ 37,896.06		\$ 37,896.06
FUTURE INTEGRATED SYSTEMS.. LLC	NINTEX SUBSCRIPTION	P50341	5/17/2023	Two (2) Years	\$ 103,771.35		\$ 103,771.35	\$ 103,771.35
G. RANDALL HAMMOND & CO. INC.	APPRAISAL OF PARCELS					\$ 25,000.00		
GALLAGHER BASSETT SERVICES, INC.	LEGAL SETTLEMENT							\$ 28,025.18
GALLS, LLC	POLICE BALLISTIC VESTS AND CARRIERS	Q48231	7/29/2021	Two (2) Years	\$ 199,052.75			\$ 78,520.75
GALLS, LLC	MARTA POLICE DEPARTMENT UNIFORMS.. AND EQUIPMENT	B45252A	10/6/2021	Three (3) Years w/One (1) One (1) Year	\$ 1,696,613.17		\$ 192,736.00	\$ 239,458.48
GALLS, LLC	POLICE BALLISTIC VESTS AND CARRIER	B50297	12/20/2023	Three (3) Years	\$ 455,815.00		\$ 96,707.50	\$ 96,707.50
GANTEC CORPORATION	GANTEC CORPORATION PROFESSIONAL SPECIALIZED SERVICES CONSULTANTS						\$ 38,525.00	\$ 38,525.00
GDS ASSOCIATES, INC.	PROFESSIONAL SERVICES FOR ENERGY AND RATE CASE CONSULTING SERVICES	L50478	3/26/2024	Three (3) Years	\$ 187,078.45			
GEORGIA COACH LINES, INC.	SUPPLEMENTAL SHUTTLE BUS SERVICES	Q50465	12/26/2023	Six (6) Years	\$ 166,625.00			
GEORGIA DEPARTMENT OF REVENUE	STATE TAXES							\$ 11,609,716.28
GEORGIA DEPT. OF LABOR	STATE UNEMPLOYMENT TAXES							\$ 84,760.67
GEORGIA INSTITUTE OF TECHNOLOGY	GRA/COOPERATIVE RESEARCH EXPERIENCE PROGRAM	P50470	1/2/2024	Six (6) Years	\$ 25,157.18		\$ 25,157.18	\$ 25,157.18
GEORGIA INSTITUTE OF TECHNOLOGY	GA-TECH CO-OP PROGRAM FOR DAVID MOSS FY24					\$ 29,193.80		

METROPOLITAN ATLANTA RAPID TRANSIT AUTHORITY								
PAYMENTS AND CONTRACTS \$20,000 OR MORE								
(FOR THE PERIOD OF JULY 1, 2023 THROUGH JUNE 30, 2024)								
	PURPOSE	Contract Number	AWARD DATE	BASE TERM W/ OPTIONS	AWARD AMOUNT	PAYMENTS MADE VIA SMALL PURCHASES, PO OR OTHER	TOTAL CONTRACT VALUE PAID TO DATE IN AP	TOTAL PAID IN FY 24
GEORGIA PACIFIC OFFICE BLDG C/O	LEASE AGREEMENT FOR RADIO ANTENNA SITE - GEORGIA-PACIFIC CENTER	L40123	5/16/2002	Five (5) Years w/Four (4), Five (5) Year	\$ 2,659,765.11		\$ 264,616.67	\$ 64,800.00
GEORGIA PIEDMONT TECHNICAL COLLEGE	TRANSIT OPERATOR TRAINING COURSES	P45519	2/1/2020	Three (3) Years	\$ 4,306,100.00		\$ 1,854,747.00	\$ 1,000,687.00
GEORGIA POWER COMPANY	GPC MASTER AGREEMENT	P50262	6/6/1979	Ninety-Nine (99) Years	\$ 8,542,117.46		\$ 2,394,705.60	\$ 1,891,378.04
GEORGIA POWER COMPANY	ELECTRICAL POWER FOR FACILITIES & RAIL OPERATIONS							\$ 13,848,058.61
GEORGIA REGIONAL TRANSPORTATION AUTHORITY (GRTA)	REGIONAL SETTLEMENTS							\$ 1,493,619.00
GEORGIA STATE UNIV. RESEARCH	TRAINING-BASED ASSESSMENT FOR SERGEANTS	L46531		Twelve (12) Months	\$ 101.00	\$ 612.70		\$ 52,216.92
GEORGIA STATE UNIVERSITY	SALES TAX FORECASTING	L47514	12/3/2020	Three (3) Years	\$ 150,000.00		\$ 101,612.70	\$ 55,000.00
GEORGIA SURGICAL CENTER ON PEACHTREE, LLC	WORKERS COMPENSATION MEDICAL PAYMENTS							\$ 23,016.56
GEORGIA TECH RESEARCH CORP	STRATEGIC RESEARCH PARTNERSHIP AGREEMENT - INTERGOVERNMENTAL AGREEMENT	P45344	1/6/2021	Two (2) Years	\$ 199,000.00		\$ 97,679.36	\$ 97,679.36
GEORGIA TRIAL ATTORNEYS AT KIRCHEN & GRANT LLC	LEGAL SETTLEMENT							\$ 43,000.00
GIBBS AUTOMOTIVE & ELECTRONIC, LLC	VEHICLE TOWING SERVICES	B50087	9/30/2022	Three (3) Years w/Two (2) One (1) Year	\$ 1,315,730.00		\$ 351,299.71	\$ 236,949.46
GILLIG CORPORATION	PROCUREMENT OF FORTY FOOT (40') CNG BUSES	P35484	11/29/2016	Five (5) Years (Revised NTP Issued 8/24/2018)	\$ 122,697,373.00		\$ 27,960,899.00	\$ 5,223,918.00
GILLIG CORPORATION	STOCK, BUS PARTS					\$ 473,815.62		\$ 473,815.62
GILLIG CORPORATION	STOCK, BUS PARTS					\$ 2,013,011.29		\$ 2,013,011.29

METROPOLITAN ATLANTA RAPID TRANSIT AUTHORITY

PAYMENTS AND CONTRACTS \$20,000 OR MORE

(FOR THE PERIOD OF JULY 1, 2023 THROUGH JUNE 30, 2024)

	PURPOSE	Contract Number	AWARD DATE	BASE TERM W/ OPTIONS	AWARD AMOUNT	PAYMENTS MADE VIA SMALL PURCHASES, PO OR OTHER	TOTAL CONTRACT VALUE PAID TO DATE IN AP	TOTAL PAID IN FY 24
GIRALDO, ANDRES	LEGAL SETTLEMENT							\$ 35,100.00
GLOBAL DATA STRATEGY, LTD.	PROF CONSULTING SERVICES FOR DATA GOVERNANCE PROGRAM	L50486	5/3/2024	Thirteen (13) Weeks	\$ 197,500.00		\$ 197,500.00	\$ 197,500.00
GLOBAL EQUIPMENT CO., INC. DBA GLOBAL INDUSTRIAL	STOCK, TOOLS & SUPPLIES					\$ 50,092.00		\$ 50,092.00
GORDIAN GROUP, INC.	CONSTRUCTION MANAGMENT SERVICES FOR INDEFINITE QUANTITY CONSTRUCTION CONTRACTS (CMIQCC)	P40987	1/31/2019	Three (3) Years w/Two (2) One (1) Year	\$ 1,095,000.00		\$ 521,741.61	\$ 42,065.56
GORDIAN GROUP, INC.	CONSULTING SERVICES FOR JOB ORDER CONTRACTING 3.0 PROGRAM	P50150	6/1/2023	Six (6) Years	\$ 2,275,000.00			
GORINSHTEYN & WATKINS, LLC	LEGAL SETTLEMENT							\$ 105,000.00
GOVRED TECHNOLOGY, INC.	VIRTUAL REALITY SIMULATORS FOR MARTA POLICE DEPARTMENT							\$ 117,500.00
GRADY MEMORIAL HOSPITAL CORPORATION	WORKERS COMPENSATION MEDICAL PAYMENTS							\$ 93,031.61
GRAINGER	STOCK, BUS PARTS					\$ 159,906.04		\$ 159,906.04
GRAINGER	STATION PHONES	P50282	6/12/2023	Nine (9) Years	\$ 342,557.19			\$ 342,557.19
GRAYBAR ELECTRIC	STOCK, COMMUNICATIONS PARTS					\$ 133,644.72		\$ 133,644.72
GREATHOUSE TRIAL LAW, LLC	LEGAL SETTLEMENT							\$ 23,500.00
GREENE LEGAL GROUP LLC	LEGAL SETTLEMENT							\$ 29,000.00
GREGORY M. STOKES	WORKERS COMPENSATION LOST WAGE PAYMENTS							\$ 62,300.00

METROPOLITAN ATLANTA RAPID TRANSIT AUTHORITY

PAYMENTS AND CONTRACTS \$20,000 OR MORE

(FOR THE PERIOD OF JULY 1, 2023 THROUGH JUNE 30, 2024)

	PURPOSE	Contract Number	AWARD DATE	BASE TERM W/ OPTIONS	AWARD AMOUNT	PAYMENTS MADE VIA SMALL PURCHASES, PO OR OTHER	TOTAL CONTRACT VALUE PAID TO DATE IN AP	TOTAL PAID IN FY 24
GRESHAM SMITH	RIGHT OF WAY (ROW) CONSULTING SERVICES FOR THE SUMMERHILL CAPITOL AVENUE BUS RAPID TRANSIT (BRT) PROJECT	P49477	10/17/2021	Two (2) Years w/One (1) One (1) Year	\$ 604,900.00		\$ 604,820.00	\$ 165,618.75
GRIMCO, INC.	STOCK, TOOLS & SUPPLIES					\$ 29,480.00		\$ 29,480.00
GUITAR CENTER STORES, INC.	PROCUREMENT & INSTALLATION OF INNOVATION LAB AUDIOVISUAL - UPTOWN FOR CUSTOMER EXPERIENCE					\$ 50,958.99		
GUNN LAW GROUP, LLC	LEGAL SETTLEMENT							\$ 57,000.00
GWINNETT COUNTY BOARD OF COMMISSIONERS	REGIONAL SETTLEMENTS							\$ 1,105,469.04
H GROVES LAW, LLC	LEGAL SETTLEMENT							\$ 147,000.00
HADDOW & COMPANY	PROFESSIONAL SERVICES FOR ON-CALL REAL ESTATE SERVICES	L48783	6/9/2021	Three (3) Years	\$ 75,000.00		\$ 59,100.00	\$ 28,200.00
HAGEN, ROSSKOPH & EARLE, LLC.	LEGAL SETTLEMENT							\$ 140,000.00
HARRIS, LANGSTON R.	WORKERS COMPENSATION LOST WAGE PAYMENTS							\$ 23,403.22
HARSCO TRACK TECHNOLOGIES	STOCK, TOOLS & SUPPLIES							\$ 24,750.00
HASNER LAW, PC	LEGAL SETTLEMENT							\$ 24,750.00
HATCH ASSOCIATES CONSULTANTS, INC.	NEW RAIL CAR SUPPORT SERVICES	P50153	9/1/2022	Three (3) Years w/Two (2) One (1) Year	\$ 37,644,348.20		\$ 7,973,935.23	\$ 4,964,176.85
HDR ENGINEERING, INC.	FINANCIAL CAPACITY & SCENARIO PLANNING SERVICES	P50161	7/25/2022	Two (2) Years	\$ 336,600.00		\$ 422,613.30	\$ 106,688.44
HEAVY DUTY LIFT & EQUIPMENT, INC.	PORTABLE MOBILE BUS LIFTS	B50325	1/19/2024	One (1) Year	\$ 1,011,004.00		\$ 1,011,004.00	\$ 1,011,004.00

METROPOLITAN ATLANTA RAPID TRANSIT AUTHORITY								
PAYMENTS AND CONTRACTS \$20,000 OR MORE								
(FOR THE PERIOD OF JULY 1, 2023 THROUGH JUNE 30, 2024)								
	PURPOSE	Contract Number	AWARD DATE	BASE TERM W/ OPTIONS	AWARD AMOUNT	PAYMENTS MADE VIA SMALL PURCHASES, PO OR OTHER	TOTAL CONTRACT VALUE PAID TO DATE IN AP	TOTAL PAID IN FY 24
HENDERSON, AYANNA M	WORKERS COMPENSATION LOST WAGE PAYMENTS							\$ 24,808.50
HEWLETT PACKARD ENTERPRISE COMPANY	HARDWARE AND SOFTWARE SUPPORT FOR HEWLETT PACKARD SERVERS	P50134	6/6/2022	Two (2) Years	\$ 264,587.68		\$ 264,587.68	\$ 125,182.06
HICKS-STONE, TRACEE	WORKERS COMPENSATION LOST WAGE PAYMENTS							\$ 22,695.11
HITACHI RAIL STS USA, INC	STOCK, TOOLS & SUPPLIES					\$ 25,970.00		\$ 25,970.00
HITOUCH BUSINESS SERVICES LLC	DRAPES AND FASCIA FABRIC REPLACEMENT AND INSTALLATION	Q50360	12/13/2023	One (1) Year	\$ 28,666.00	\$ 28,666.00		
HKS, INC.	60-SECOND PROMOTIONAL VIDEO.					\$ 36,125.00		\$ 36,125.00
HOFFSPIEGEL LAW, LLC	LEGAL SETTLEMENT							\$ 99,999.00
HOLLAND & KNIGHT LLP	PROFESSIONAL GOVERNMENTAL AFFAIRS SERVICES	P40331	7/26/2018	Two (2) Years w/Three (3) One (1) Year	\$ 1,014,000.00		\$ 1,012,500.00	\$ 34,000.00
HOLLINGSWORTH INJURY LAW INC	LEGAL SETTLEMENT							\$ 90,000.00
HOWE LAW OFFICES	LEGAL SETTLEMENT							\$ 43,250.00
HOYT CORPORATION	STOCK, RAIL CAR PARTS					\$ 21,263.00		
HYATT & HYATT, PC	LEGAL SETTLEMENT							\$ 2,568,329.17
IBM	IBM INSIGHTS PRO LICENSE STORAGE MANAGEMENT	P49133	9/1/2021	Five (5) Years	\$ 387,884.79			\$ 79,987.88
IBM	STORAGE EXPANSION AND UPGRADE	P50315	6/15/2023	Thirty (30) Years w/ Two (2) One (1) Year	\$ 1,627,795.38			\$ 1,591,395.21
IBM	RENEWAL OF IBM SPSS REGRESSION SUBSCRIPTION AND SUPPORT					\$ 40,460.00		\$ 40,460.00
IBM	STORAGE, MAINTENANCE, SUPPORT & SOFTWARE (IBM)	P50366	12/12/2023	Three (3) Year	\$ 1,145,659.49			\$ 440,957.57

METROPOLITAN ATLANTA RAPID TRANSIT AUTHORITY								
PAYMENTS AND CONTRACTS \$20,000 OR MORE								
(FOR THE PERIOD OF JULY 1, 2023 THROUGH JUNE 30, 2024)								
	PURPOSE	Contract Number	AWARD DATE	BASE TERM W/ OPTIONS	AWARD AMOUNT	PAYMENTS MADE VIA SMALL PURCHASES, PO OR OTHER	TOTAL CONTRACT VALUE PAID TO DATE IN AP	TOTAL PAID IN FY 24
IBP INDUSTRIES, INC.	STOCK, BUS PARTS					\$ 23,413.52		\$ 23,413.52
IC CONSULT US CORP.	EBS MANAGED SERVICES - SUPPORT AND MAINTENANCE - ORACLE IDENTITY CLOUD SERVICE (IDCS) – EXHIBIT 1					\$ 98,800.00		
IDS GLOBAL	PROCUREMENT OF MARTA'S UTILITIES LOCATE SERVICES	B41279	8/2/2018	Four (4) Years w/ One (1) One (1) Year	\$ 1,335,600.00			\$ 261,471.12
IMAC SYSTEMS... INC.	STOCK, TOOLS & SUPPLIES					\$ 26,250.00		\$ 26,250.00
IMAGANN CLEANING SERVICE, INC.	MARTA HEADQUARTERS COMPLEX JANITORIAL SERVICES	B50367	4/28/2024	Three (3) Years	\$ 2,479,880.00			\$ 29,870.00
IMPACT PUBLIC AFFAIRS LLC	PROFESSIONAL SERVICES FOR JURISDICTIONAL GOVERNMENT AFFAIRS SUPPORT, LOBBYIST AGREEMENT	L50312	5/1/2023	One (1) Year	\$ 110,000.00			\$ 69,685.13
IMPACT PUBLIC AFFAIRS LLC	PROFESSIONAL SERVICES FOR STATE LOBBYING - IMPACT PUBLIC AFFAIRS, LLC	L50460	1/1/2024	One (1) Year	\$ 32,000.00	\$ 24,000.00		\$ 24,000.00
IMPERIAL COLLEGE PROJECTS LIMITED	AUTHORITY MEMBERSHIP - NOVA BENCHMARKING GROUP							\$ 43,925.00
INCIDENT COMMUNICATION SOLUTIONS DBA PEAKE, LLC	STOCK, TOOLS & SUPPLIES							\$ 27,095.00
INCLINIC PHYSIO	WORKERS COMPENSATION MEDICAL PAYMENTS							\$ 74,691.51
INDEED, INC.	INDEED RECRUITMENT SERVICES	L50181	5/2/2022	One (1) Year	\$ 198,000.00			\$ 67,275.48
INDIANA FURNITURE INDUSTRIES, INC.	MULTIPLE FURNITURE ITEMS..							\$ 56,339.14
INFO-TECH RESEARCH GROUP, INC.	RENEWAL OF INFO-TECH RESEARCH ONLINE PRODUCT SUBSCRIPTION.							\$ 46,901.76
INFO-TECH RESEARCH GROUP, INC.	RENEWAL OF INFO-TECH RESEARCH ONLINE PRODUCT SUBSCRIPTION.					\$ 46,901.76		
INGRAM, LUTHER A.	WORKERS COMPENSATION LOST WAGE PAYMENTS							\$ 36,868.57
INIT INNOVATIONS IN TRANSPORTATION, INC.	AUTOMATED FARE COLLECTION (AFC) SYSTEM 2.0	P50189	1/29/2024	Four (4) Years w/ Two (2) Five (5) Year	\$ 245,675,635.00			
INSIGHT DIRECT USA, INC.	VERTOSOFT WORKIVA GOVERNMENT FINANCIAL TERM					\$ 46,959.70		\$ 46,959.70
INSIGHT PUBLIC SECTOR INC.	VMWARE WORKSPACE ONE STANDARD (SHARED CLOUD) - SUBSCRIPTION LICENSE					\$ 57,000.00		\$ 57,000.00

METROPOLITAN ATLANTA RAPID TRANSIT AUTHORITY								
PAYMENTS AND CONTRACTS \$20,000 OR MORE								
(FOR THE PERIOD OF JULY 1, 2023 THROUGH JUNE 30, 2024)								
	PURPOSE	Contract Number	AWARD DATE	BASE TERM W/ OPTIONS	AWARD AMOUNT	PAYMENTS MADE VIA SMALL PURCHASES, PO OR OTHER	TOTAL CONTRACT VALUE PAID TO DATE IN AP	TOTAL PAID IN FY 24
INSIGHT PUBLIC SECTOR INC.	SYSTEM WIDE STATION PHONE UPGRADE					\$ 40,642.93		\$ 40,642.93
INSIGHT PUBLIC SECTOR INC.	FLX-LITE LICENSE FOR ARISTA FIXED SWITCHES					\$ 26,203.98		\$ 26,203.98
INTERFACE AMERICAS, INC	STOCK, TOOLS & SUPPLIES					\$ 144,461.42		\$ 144,373.83
INTERNATIONAL BUSINESS INFORMATION TECHNOLOGIES, INC	MPD INTERNAL AFFAIRS AND FIELD SUPPORT CLOUD APPLICATION	Q50240	8/24/2023	Two (2) Years	\$ 73,500.00			\$ 26,500.00
INTERNATIONAL PROCESS SOLUTIONS, INC.	STOCK, RAIL CAR PARTS							\$ 24,200.00
IRS 01	IRS SERVICE GARNISHMENTS							\$ 28,277.00
IRVING, HOWARD	WORKERS COMPENSATION LOST WAGE PAYMENTS							\$ 22,136.31
ISE INGEGNERIA DEI SISTEMI ELE	STOCK, RAIL CAR PARTS							\$ 163,635.00
J.W.E., INC	AUTHORITY-WIDE UNIFORMS..	B50238B	12/5/2023	Three (3) Years w/ Two (2) One (1) Year	\$ 9,410,840.35			\$ 326,154.17
JACKSON, ANTHONY	WORKERS COMPENSATION LOST WAGE PAYMENTS							\$ 22,103.53
JACOBS HJ RUSSELL, MARTA TEAM A JOINT VENTURE (JRMT)	PROCUREMENT OF CPMO CONSULTANT SUPPLEMENTAL SERVICES	P43871	10/31/2019	Five (5) Years w/ One (1) Five (5) Year	\$ 94,345,975.95			\$ 23,438,532.59
JAMIA RAMS..EY	WORKERS COMPENSATION LOST WAGE PAYMENTS							\$ 260,027.49
JANE CIBIK	WORKERS COMPENSATION LOST WAGE PAYMENTS							\$ 21,200.00
JEFFERY, JILL M	WORKERS COMPENSATION LOST WAGE PAYMENTS							\$ 46,619.37
JEFFREY CAMPBELL	WORKERS COMPENSATION LOST WAGE PAYMENTS							\$ 34,139.71
JEONG & ASSOCIATES, LLC	LEGAL SETTLEMENT							\$ 23,750.00
JIMMIE CHRISTOPHER BOYD DBA CHEAP CHRIS LAWN SERVICE, LLC	FACILITY LANDSCAPING SERVICES	Q50196	5/15/2023	One (1) Year	\$ 178,798.80			\$ 173,310.78
JNJ SERVICES, INC.	WOEKWERS COMPENSATION MEDICAL PAYMENTS							\$ 22,858.05

METROPOLITAN ATLANTA RAPID TRANSIT AUTHORITY								
PAYMENTS AND CONTRACTS \$20,000 OR MORE								
(FOR THE PERIOD OF JULY 1, 2023 THROUGH JUNE 30, 2024)								
	PURPOSE	Contract Number	AWARD DATE	BASE TERM W/ OPTIONS	AWARD AMOUNT	PAYMENTS MADE VIA SMALL PURCHASES, PO OR OTHER	TOTAL CONTRACT VALUE PAID TO DATE IN AP	TOTAL PAID IN FY 24
JOBBLE, INC	PROFESSIONAL SERVICES FOR PAYMENT & BOOKING SYSTEM FOR ART IN TRANSIT VENDORS	L44267	8/16/2019	Two (2) Years	\$ 428,986.80			\$ 80,794.67
JOHNSON CONTROLS, INC.	CCURE 800 MODEL 40 MAINTENANCE SUPPORT	P47416	11/1/2020	Five (5) Yeas	\$ 662,057.41			\$ 142,007.64
JOHNSON CONTROLS, INC.	HEATING, VENTILATION, AIR CONDITIONING AND REFRIGERATION FOR THE MARTA HEAQUARTER COMPLEX	B46758	12/17/2021	Two (2) Years w/Two (2) One (1) Year	\$ 1,356,220.00			\$ 101,728.30
JOHNSON CONTROLS, INC.	CCURE 9000 INTEGRATION TO ORACLE HCM CLOUD	PP50461	12/14/2023	Sixteen (16) Year	\$ 27,880.00			
JOHNSON, JUDY	WORKERS COMPENSATION LOST WAGE PAYMENTS							\$ 36,153.00
JOHNSON-LAUX-SKYLINE, ATLANTA JOC CONTRACTORS, LLC	INDEFINITE QUANTITY CONSTRUCTION CONTRACT SERVICES	P40916	12/17/2020	Three (3) Years w/Two (2) One (1) Year	\$ 20,000,000.00			\$ 228,864.70
JONATHAN E. SURECK	WORKERS COMPENSATION LOST WAGE PAYMENTS							\$ 37,000.00
JONATHAN M. ROLNICK	WORKERS COMPENSATION LOST WAGE PAYMENTS							\$ 28,335.40
JONES, PAMELA K.	WORKERS COMPENSATION LOST WAGE PAYMENTS							\$ 29,104.44
JUNE D. GREEN, ATTORNEY AT LAW	HEARING OFFICER FOR RIDE WITH RESPECT APPEALS							\$ 24,600.00
K. EDWARD SAFIR, CHAPTER 13 TRUSTEE	CHAPTER 13 TRUSTEE							\$ 166,189.02
KAILA AND SOLOMON LAW GROUP, LLC	LEGAL SETTLEMENT							\$ 85,250.00
KAISER PERMANENTE INSURANCE COMPANY, INC.	GROUP HEALTH AND WELLNESS INSURANCE COVERAGES	P43938	10/26/2020	Three (3) Years w/Two (2) One (1) Year	\$ 473,963,771.33			\$ 21,440,279.40
KAMBRIAN CORPORATION	ADOBE ACROBAT PRO FOR ENTERPRISE, SUBSCRIPTION TERM					\$ 88,540.51		\$ 88,540.51
KAMBRIAN CORPORATION	SAMSUNG - SAMSUNG GALAXY TAB ACTIVE 3 - TABLET					\$ 28,986.00		\$ 28,986.00
KAPSTONE TECHNOLOGIES, LLC	PROFESSIONAL SERVICES FOR ORACLE CLOUD SERVICES	L46983	6/22/2020	Two (2) Years	\$ 91,360.00			\$ 91,360.00
KARELL TRIAL ATTORNEYS, L.L.C.	LEGAL SETTLEMENT							\$ 60,000.00
KEITH SANDERS	LEGAL SETTLEMENT							\$ 26,000.00

METROPOLITAN ATLANTA RAPID TRANSIT AUTHORITY								
PAYMENTS AND CONTRACTS \$20,000 OR MORE								
(FOR THE PERIOD OF JULY 1, 2023 THROUGH JUNE 30, 2024)								
	PURPOSE	Contract Number	AWARD DATE	BASE TERM W/ OPTIONS	AWARD AMOUNT	PAYMENTS MADE VIA SMALL PURCHASES, PO OR OTHER	TOTAL CONTRACT VALUE PAID TO DATE IN AP	TOTAL PAID IN FY 24
KENNETH S. NUGENT, P.C.	LEGAL SETTLEMENTS							\$ 459,044.00
KENNETH SOUTHALL, P.C.	LEGAL SETTLEMENTS							\$ 85,000.00
KENNETH W. BROSDAHAN, P.C.	WORKERS COMPENSATION LOST WAGE PAYMENTS & SETTLEMENTS							\$ 332,962.53
KHAYAT LAW FIRM, INC.	LEGAL SETTLEMENT							\$ 333,000.00
KIEWIT INFRASTRUCTURE SOUTH CO	RAIL STATION ELECTRONIC SIGNAGE UPGRADE	P37176	5/23/2017	Four (4) Years w/ Four (4), Five (5) Year	\$ 15,822,537.00			\$ 179,185.65
KIEWIT INFRASTRUCTURE SOUTH CO	PUBLIC ADDRESS SYSTEM UPGRADE	P37171	5/23/2017	Four (4) Years w/ Four (4), Five (5) Year	\$ 16,133,450.00			\$ 262,848.31
KIEWIT INFRASTRUCTURE SOUTH CO	ELECTRONIC SIGNAGE - SETTLEMENT AGREEMENT AND VANDALIZED SIGNS	P37176	5/23/2017	None	\$ 483,687.65			\$ 179,185.65
KIEWIT INFRASTRUCTURE SOUTH CO	PUBLIC ADDRESS - SETTLEMENT AGREEMENT	P37171	5/23/2017	None	\$ 262,848.31			\$ 262,848.31
KIMLEY-HORN AND ASSOCIATES, INC.	PROFESSIONAL SERVICES FOR H.E.HOLMES AND INDIAN CREEK MASTER PLAN SUPPORT	L50432	2/9/2024	One (1) Year	\$ 105,000.00			
KINKISHARYO INTERNATIONAL, LLC	RAIL CAR LIFE EXTENSION PROGRAM	B40294	1/31/2018	None	\$ 100,709,037.00			\$ 5,390,705.51
KINKISHARYO INTERNATIONAL, LLC	DISMANTLING OF CQ312 RAILCARS FOR REEFING	B50346	6/28/2023	Two (2) Years	\$ 2,107,500.00			\$ 512,500.00
KIRK'S AUTOMOTIVE INC.	PROCUREMENT OF DIESEL TOW TRACTORS	B47885	4/21/2022	Two (2) Years	\$ 527,328.00			\$ 527,328.00
KISHUN, RAYMOND	WORKERS COMPENSATION LOST WAGE PAYMENTS							\$ 24,990.72
KITCHENS, PATRICK	WORKERS COMPENSATION LOST WAGE PAYMENTS							\$ 34,714.29
KLEANPRO FACILITY SERVICES LLC	HEADQUARTERS COMPLEX CUSTODIAL SERVICES	Q50430	1/2/2024	Ninety (90) Days	\$ 183,719.00			\$ 119,346.62
KONTRON TRANSPORTATION NORTH AMERICA INC	MOBILE TICKETING SYSTEM	P34151	4/3/2017	Three (3) Years w/ Four (1) One (1) Year	\$ 14,698,598.45			\$ 637,093.00
KPMG LLP	PROFESSIONAL CONSULTING SERVICES FOR MARTOC MANAGEMENT AUDIT	L50516	5/24/2024	Six (6) Years	\$ 231,214.40			
KRAUTHAMER & ASSOCIATES	PROFESSIONAL RECRUITING SERVICES FOR CHIEF FINANCIAL OFFICIER (CFO)	L50428	10/27/2023	Six (6) Years	\$ 110,000.00			\$ 100,000.00

METROPOLITAN ATLANTA RAPID TRANSIT AUTHORITY

PAYMENTS AND CONTRACTS \$20,000 OR MORE

(FOR THE PERIOD OF JULY 1, 2023 THROUGH JUNE 30, 2024)

	PURPOSE	Contract Number	AWARD DATE	BASE TERM W/ OPTIONS	AWARD AMOUNT	PAYMENTS MADE VIA SMALL PURCHASES, PO OR OTHER	TOTAL CONTRACT VALUE PAID TO DATE IN AP	TOTAL PAID IN FY 24
LAMAR LAW OFFICE, LLC	WORKERS COMPENSATION LOST WAGE PAYMENTS							\$ 375,000.00
LANIER STEEL PRODUCTS, INC.	STOCK, TOOLS & SUPPLIES					\$ 396,352.75		\$ 141,462.75
LAQUETTA S PEARSON, P.C.	LEGAL SETTLEMENTS							\$ 60,000.00
LAURA HARPER	WORKERS COMPENSATION LOST WAGE PAYMENTS							\$ 24,053.60
LAW OFFICE OF D. LEE BIOLA, LLC	LEGAL SETTLEMENTS							\$ 33,750.00
LAW OFFICE OF JAROLD A. BOONE, LLC.	LEGAL SETTLEMENTS							\$ 33,750.00
LAW OFFICE OF LISA LUONG, P.C.	LEGAL SETTLEMENTS							\$ 24,750.00
LAW OFFICE OF SALU K. KUNNATHA, P.C.	LEGAL SETTLEMENTS							\$ 207,400.00
LAW OFFICE OF W. CALVIN SMITH, II, P.C.	LEGAL SETTLEMENTS							\$ 56,000.00
LAW OFFICES BEVERLY MANLEY & ASSOCIATES	WORKERS COMPENSATION LEGAL EXPENSES							\$ 58,525.00
LAW OFFICES OF HUMBERTO IZQUIERDO, JR., P.C.	LEGAL SETTLEMENTS							\$ 26,250.00
LAWN CREATIONS, LLC	AUTHORITY-WIDE LANDSCAPING SERVICES - EAST LINE	B49479	4/25/2022	Two (2) Years w/ Three (3) One (1) Year	\$ 1,903,750.00			\$ 275,811.00
LAWN MAINTENANCE SOLUTIONS, INC.	AUTHORITY-WIDE LANDSCAPING SERVICES	B45932	7/9/2021	Two (2) Years w/ Three (3) One (1) Year	\$ 1,997,477.00			\$ 382,763.88
LAWRENCEVILLE SURGERY CENTER	WORKERS COMPENSATION MEDICAL PAYMENTS							\$ 31,455.69
LB FOSTER COMPANY	STOCK, TRACK PARTS							\$ 125,000.00
LB FOSTER COMPANY	STOCK, TOOLS & SUPPLIES					\$ 110,805.20		\$ 86,159.20
LCC OFFICE ACQUISITIONS, LLC	575 MOROSGO LEASE AGREEMENT	P50303	12/21/2022	None	\$ 352,557.33			\$ 3,426,668.88
LCC OFFICE ACQUISITIONS, LLC	DESIGN SERVICES FOR 575 MOROSGO	P50318	12/20/2022	Three (3) Year w/ Two (2) One (1) Year	\$ 6,100,000.00			\$ 5,455,608.32

METROPOLITAN ATLANTA RAPID TRANSIT AUTHORITY

PAYMENTS AND CONTRACTS \$20,000 OR MORE

(FOR THE PERIOD OF JULY 1, 2023 THROUGH JUNE 30, 2024)

	PURPOSE	Contract Number	AWARD DATE	BASE TERM W/ OPTIONS	AWARD AMOUNT	PAYMENTS MADE VIA SMALL PURCHASES, PO OR OTHER	TOTAL CONTRACT VALUE PAID TO DATE IN AP	TOTAL PAID IN FY 24
LEGWORK PLUMBING SOLUTIONS, INC	FOR PLUMBING REPAIR AND INSTALLATION SERVICES	Q36006	12/16/2015	Two (2) Year w/ Three (3) One (1) Year	\$ 71,825.00			\$ 32,500.00
LEWIS, RICKIE	WORKERS COMPENSATION LOST WAGE PAYMENTS							\$ 29,900.00
LEXISNEXIS	COMPUTER BASED LEGAL RESEARCH SOFTWARE	Q50506	7/1/2024	Five (5) Years	\$ 159,420.00			
LINDBERGH CITY CENTER OWNER'S ASSOC	LINDBERGH CITY CENTER ASSOCIATION CAPITAL IMPROVEMENTS							\$ 941,625.21
LITTKARE, LLC DBA SPEEDPRO IMAGING	STOCK, TOOLS & SUPPLIES					\$ 49,875.00		\$ 49,875.00
LOGOS IMAGING, LLC	STOCK, TOOLS & SUPPLIES					\$ 74,457.20		\$ 74,457.20
LUMINATOR TECHNOLOGY GROUP, INC.	STOCK, COMMUNICATIONS PARTS						\$ 518,369.80	\$ 518,369.80
LYDEN OIL COMPANY	STOCK, COMMUNICATIONS PARTS					\$ 88,425.00		
LYFT, INC.	MARTA - LYFT PARTNERSHIP	L48275	3/18/2021	Three (3) Years	\$ 706,000.00			\$ 457,053.38
LYNCHVAL SYSTEMS.. WORLDWIDE, INC.	STOCK, COMMUNICATIONS PARTS					\$ 68,749.50		\$ 68,749.50
MAGBY APPRAISALS	LEGAL EXPENSE							\$ 25,800.00
MAGNA LEGAL SERVICES LLC	EXPENSE FOR MOCK TRIAL IN WENZELL V. MARTA LAWSUIT							\$ 118,358.58
MAHONE, JOCELYN L.	WORKERS COMPENSATION LOST WAGE PAYMENTS							\$ 39,298.42
MANSFIELD POWER AND GAS, LLC	COMPRESSED NATURAL GAS SUPPLY	B50103	10/3/2022	Two (2) Years	\$ 22,086,293.00			\$ 4,598,837.94
MARSH USA, INC.	PROCUREMENT OF PROPERTY AND CASUALTY INSURANCE BROKERAGE SERVICES	P48464	7/22/2021	Two (2) Years w/ Three (3) One (1) Year	\$ 360,000.00			\$ 35,000.00
MARSH USA, INC.	MARSH INSURANCE RIDER FOR SUMMERHILL BRT PROJECT	None	7/14/2023	None	\$ 999,931.96			\$ 999,931.96
MARSH USA, INC.	EXCESS INSURANCE PREMIUMS..							\$ 10,989,113.35
MARTA EMPLOYEES CHARITY CLUB	MARTA EMPLOYEES CHARITY CLUB							\$ 63,407.47

METROPOLITAN ATLANTA RAPID TRANSIT AUTHORITY								
PAYMENTS AND CONTRACTS \$20,000 OR MORE								
(FOR THE PERIOD OF JULY 1, 2023 THROUGH JUNE 30, 2024)								
	PURPOSE	Contract Number	AWARD DATE	BASE TERM W/ OPTIONS	AWARD AMOUNT	PAYMENTS MADE VIA SMALL PURCHASES, PO OR OTHER	TOTAL CONTRACT VALUE PAID TO DATE IN AP	TOTAL PAID IN FY 24
MARTA EMPLOYEE'S CLUB	MARTA EMPLOYEES CLUB							\$ 146,412.00
MATHES VIDEO PRODUCTION	RENTAL OF LED SIGNAGE FOR AIRPORT STATION CLOSURE - APRIL 8, 2024 - APRIL 21, 2024					\$ 23,199.96		\$ 23,199.96
MATHIS, SAMS..INA	WORKERS COMPENSATION LOST WAGE PAYMENTS							\$ 29,466.07
MATRIX RAILWAY CORP.	STOCK, RAIL CAR PARTS					\$ 40,425.00		
MAXAIR MECHANICAL, INC.	HEATING, VENTILATION, AIR CONDITIONING AND REFRIGERATION SERVICES FOR THE MARTA'S HEADQUARTERS COMPLEX	B50403	5/29/2024	Two (2) Years w/ Two (2) One (1) Year	\$ 1,721,144.00			
MAYER ELECTRIC SUPPLY COMPANY, INC.	STOCK, TOOLS & SUPPLIES							\$ 259,692.00
MCGHEE, DENESSERTIE	WORKERS COMPENSATION LOST WAGE PAYMENTS							\$ 32,518.72
MCIMETRO ACCESS TRANSMISSION SERVICES LLC	MCI METRO AGREEMENT - SUMMERHILL UTILITY WORK ORDER	P50414	11/20/2023	None	\$ 66,500.00			
MCPHERSON OIL CO. INC.	DIESEL EXHAUST FLUID	B48662A	9/16/2022	Two (2) Years w/ Two (2) One (1) Year	\$ 540,600.00			\$ 154,513.10
MCPHERSON OIL CO. INC.	STOCK, TOOLS & SUPPLIES							\$ 23,180.00
MCPHERSON OIL CO. INC.	OIL FOR TRANSIT BUSES AND AUTOMOBILES	B50166	4/28/2023	Three (3) Years w/ Two (2) One (1) Year	\$ 4,246,535.00			\$ 453,203.21
MCPHERSON OIL CO. INC.	STOCK, BUS PARTS					\$ 21,285.70		\$ 21,285.70
MCPHERSON OIL CO. INC.	STOCK, BUS PARTS					\$ 125,062.50		\$ 27,513.75
MC'S PAINTING & DECORATING CO.	FLOORING INSTALLATION	Q50198	3/13/2023	One (1) Year	\$ 199,995.44			\$ 149,534.00
MDS POWER INC	BATTERY CHARGER, HINDER POWER							\$ 33,798.00
MDS POWER INC	BATTERY CHARGER, HINDER POWER					\$ 33,798.00		
MDS POWER INC	BATTERY CHARGERS FOR TPSS CONTROL POWER SUPPLY					\$ 33,798.00		
MELISSA J. DAVEY CH. 13 TRUSTEE	GARNISHMENT - CHAPTER 13 - PAYROLL DEDUCTION							\$ 124,029.34

METROPOLITAN ATLANTA RAPID TRANSIT AUTHORITY								
PAYMENTS AND CONTRACTS \$20,000 OR MORE								
(FOR THE PERIOD OF JULY 1, 2023 THROUGH JUNE 30, 2024)								
	PURPOSE	Contract Number	AWARD DATE	BASE TERM W/ OPTIONS	AWARD AMOUNT	PAYMENTS MADE VIA SMALL PURCHASES, PO OR OTHER	TOTAL CONTRACT VALUE PAID TO DATE IN AP	TOTAL PAID IN FY 24
MELTWATER NEWS US INC	MEDIA MONITORING SERVICE RENEWAL					\$ 27,000.00		\$ 27,000.00
MERCER US, LLC	COMPENSATION STUDY FOR RECRUITING, RETENTION, AND TOTAL COMPENSATION	L50521	6/7/2024	Six (6) Years	\$ 160,000.00			
MERLINOS & ASSOCIATES, INC	ACTUARIAL CONSULTING SERVICES	P39678	4/1/2018	Two (2) Years w/ Three (3) One (1) Year	\$ 149,530.00			\$ 27,760.00
MERLINOS & ASSOCIATES, INC	ACTUARIAL CONSULTING SERVICES	L50321	5/9/2023	One (1) Year	\$ 37,950.00			\$ 37,950.00
MERLINOS & ASSOCIATES, INC	ACTUARIAL SERVICES FOR PROPOERTY AND CASUALTY RESERVES AND FUNDING REQUIREMENTS	L50511	4/15/2024	Three (3) Year w/ Two (2) One (1) Year	\$ 199,715.00			
METLIFE	VOLUNTARY BENEFIT - EMPLOYEE PAID - PAYROLL DEDUCTION							\$ 213,223.02
METRO VAC & BROOM SERVICES	PARKING LOT SWEEPING	B50151	4/7/2023	Two (2) Years w/ Two (2) One (1) Year	\$ 498,635.52			\$ 118,464.86
MHC KENWORTH ATLANTA	STOCK, BUS PARTS					\$ 1,365,350.41		\$ 1,365,350.41
MHC KENWORTH ATLANTA	STOCK, BUS PARTS					\$ 78,420.06		\$ 78,420.06
MICRO FOCUS GOVERNMENT SOLUTIONS LLC	ALM QUALITY SERVICES UPGRADE	L50094	7/20/2022	Three (3) Years	\$ 169,017.54			\$ 58,125.82
MICRO STRATEGIES INC	LEGAL DOCUMENT MANAGEMENT SOFTWARE	P50375	1/25/2024	Three (3) Years	\$ 141,950.00			\$ 55,225.00
MICROSOFT CORPORATION	MICROSOFT PREMIER SUPPORT SERVICES	P42625	10/12/2018	Six (6) Years	\$ 632,374.40			\$ 99,547.69
MICROSOFT CORPORATION	MICROSOFT UNITED SUPPORT SERVICES	P50507	5/31/2024	Three (3) Years	\$ 849,466.00			
MID-CENTURY INSURANCE COMPANY	LEGAL SETTLEMENTS							\$ 34,264.52
MIDTOWN ALLAINCE	NORTH AVENUE STATION ENHANCEMENTS - LICENSE AGREEMENT	L49935	3/25/2022	Five (5) Years	\$ 98,242.18			\$ 94,105.46
MILANO, EDWARD CHARLES	WORKERS COMPENSATION LOST WAGE PAYMENTS							\$ 38,312.08
MILBRY-CHANDLER, SHARON	WORKERS COMPENSATION LOST WAGE PAYMENTS							\$ 30,450.00
MINNESOTA LIFE INSURANCE COMPANY	GROUP LIFE AND ACCIDENTAL DEATH & DISMEMBERMENT INSURANCE COVERAGES	P43938	7/1/2020	Three (3) Years w/Two (2) One (1) Year	\$558,203,229.55			\$ 2,697,882.84

METROPOLITAN ATLANTA RAPID TRANSIT AUTHORITY

PAYMENTS AND CONTRACTS \$20,000 OR MORE

(FOR THE PERIOD OF JULY 1, 2023 THROUGH JUNE 30, 2024)

	PURPOSE	Contract Number	AWARD DATE	BASE TERM W/ OPTIONS	AWARD AMOUNT	PAYMENTS MADE VIA SMALL PURCHASES, PO OR OTHER	TOTAL CONTRACT VALUE PAID TO DATE IN AP	TOTAL PAID IN FY 24
MITCHELL E. MCGOUGH LAW, LLC	LEGAL SETTLEMENTS							\$ 50,000.00
MODA, INC. DBA ATLANTA HARLEY-DAVIDSON	STOCK, BUS PARTS							\$ 97,078.12
MOHAWK MFG. & SUPPLY CO.	STOCK, BUS PARTS					\$ 24,669.00		
MONGE & ASSOCIATES	LEGAL SETTLEMENTS							\$ 267,000.00
MONTLICK & ASSOCIATES, P.C.	LEGAL SETTLEMENTS							\$ 95,924.64
MORGAN & MORGAN ATLANTA, PLLC	LEGAL SETTLEMENTS AND WORKERS COMPENSATION LOST WAGE PAYMENTS							\$ 3,400,325.81
MORGAN, DENISE B	WORKERS COMPENSATION LOST WAGE PAYMENTS							\$ 20,448.32
MORRIS, AJA	WORKERS COMPENSATION LOST WAGE PAYMENTS							\$ 35,783.49
MORSE AND EDWARDS LLC	LEGAL SETTLEMENTS							\$ 54,000.00
MOTOROLA SOLUTIONS, INC.	RADIO COMMUNICATIONS SYSTEM UPGRADE- PHASE III	P47860	6/25/2021	Three (3) Years	\$ 29,900,000.00			\$ 15,405,148.00
MR. ANNIAS SCOTT	LEGAL SETTLEMENT							\$ 108,350.00
MR. BERNARD L. LEWIS	LEGAL SETTLEMENT							\$ 63,750.00
MR. BOBBY G. SEABROOKS	WORKERS COMPENSATION LOST WAGE PAYMENTS							\$ 37,266.00
MR. EDDIE J. GRIFFIN	LEGAL SETTLEMENT							\$ 46,278.90
MR. FRANK L. BELCHER	WORKERS COMPENSATION LOST WAGE PAYMENTS							\$ 30,475.00
MR. HAROLD WYATT	LEGAL SETTLEMENT							\$ 80,000.00
MR. JAMES BAGWELL	LEGAL SETTLEMENT							\$ 57,732.29
MR. JAMES P. CAMPBELL	LEGAL SETTLEMENT							\$ 93,850.00

METROPOLITAN ATLANTA RAPID TRANSIT AUTHORITY

PAYMENTS AND CONTRACTS \$20,000 OR MORE

(FOR THE PERIOD OF JULY 1, 2023 THROUGH JUNE 30, 2024)

	PURPOSE	Contract Number	AWARD DATE	BASE TERM W/ OPTIONS	AWARD AMOUNT	PAYMENTS MADE VIA SMALL PURCHASES, PO OR OTHER	TOTAL CONTRACT VALUE PAID TO DATE IN AP	TOTAL PAID IN FY 24
MR. JANSSEN MOHAMED	WORKERS COMPENSATION LOST WAGE PAYMENTS							\$ 29,028.90
MR. JESSE WHITE	WORKERS COMPENSATION LOST WAGE PAYMENTS							\$ 21,375.00
MR. KENNETH CLARK	WORKERS COMPENSATION LOST WAGE PAYMENTS							\$ 57,897.80
MR. LEON BRUNSON	LEGAL SETTLEMENT							\$ 50,100.00
MR. MARK REEVES	LEGAL SETTLEMENT							\$ 101,350.00
MR. MICHAEL REID	LEGAL SETTLEMENT							\$ 100,000.00
MR. MYCHAL ROLLINS	LEGAL SETTLEMENT							\$ 286,321.05
MR. ROBERT ROBINSON	WORKERS COMPENSATION LOST WAGE PAYMENTS							\$ 22,589.36
MR. RODNEY CRAIG	WORKERS COMPENSATION LOST WAGE PAYMENTS							\$ 26,731.15
MR. TYRONE HENRY	WORKERS COMPENSATION LOST WAGE PAYMENTS							\$ 27,977.99
MR. WILLIAM MONROE	LEGAL SETTLEMENT							\$ 55,719.03
MR. WILLIAM PETERS	LEGAL SETTLEMENT							\$ 71,350.00
MR., HOWARD IRVING	WORKERS COMPENSATION LOST WAGE PAYMENTS							\$ 22,600.00
MR.S. KAREN COOK	WORKERS COMPENSATION LOST WAGE PAYMENTS							\$ 20,100.17
MS. ANGELA VIRGE-COLQUITT	LEGAL SETTLEMENT							\$ 113,946.25
MS. AVIS BURRELL	WORKERS COMPENSATION LOST WAGE PAYMENTS							\$ 23,850.00
MS. BESSIE A. GARLAND	LEGAL SETTLEMENT							\$ 98,352.47
MS. CATHY M. HUNT	LEGAL SETTLEMENT							\$ 211,790.85

METROPOLITAN ATLANTA RAPID TRANSIT AUTHORITY

PAYMENTS AND CONTRACTS \$20,000 OR MORE

(FOR THE PERIOD OF JULY 1, 2023 THROUGH JUNE 30, 2024)

	PURPOSE	Contract Number	AWARD DATE	BASE TERM W/ OPTIONS	AWARD AMOUNT	PAYMENTS MADE VIA SMALL PURCHASES, PO OR OTHER	TOTAL CONTRACT VALUE PAID TO DATE IN AP	TOTAL PAID IN FY 24
MS. CONNIE ALE	WORKERS COMPENSATION LOST WAGE PAYMENTS							\$ 25,031.21
MS. DALERIE ARDISTER	WORKERS COMPENSATION LOST WAGE PAYMENTS							\$ 22,725.02
MS. DEBORAH WHITE	WORKERS COMPENSATION LOST WAGE PAYMENTS							\$ 22,464.00
MS. GAIL MARTIN	WORKERS COMPENSATION LOST WAGE PAYMENTS							\$ 37,325.36
MS. GERTRUDE MULOWE	WORKERS COMPENSATION LOST WAGE PAYMENTS							\$ 32,423.04
MS. KAYLA MARIE HILL	WORKERS COMPENSATION LOST WAGE PAYMENTS							\$ 20,380.90
MS. LOIS HARRIS	WORKERS COMPENSATION LOST WAGE PAYMENTS							\$ 35,658.00
MS. MADISON HARRIS	WORKERS COMPENSATION LOST WAGE PAYMENTS							\$ 20,713.67
MS. MARY CROSS	LEGAL SETTLEMENT							\$ 62,274.00
MS. PALENTINE GRUBBS	LEGAL SETTLEMENT							\$ 82,823.36
MS. RHONDA JOHNSON	WORKERS COMPENSATION LOST WAGE PAYMENTS							\$ 58,996.03
MS. SHAQUANA GOLDSMITH	LEGAL SETTLEMENT							\$ 52,468.00
MS. SHAVONDA KIDD	WORKERS COMPENSATION LOST WAGE PAYMENTS							\$ 22,626.00
MS. SHEREE WILLIAMS..	LEGAL SETTLEMENT							\$ 97,600.00
MS. SHONTAL MEADOWS	WORKERS COMPENSATION LOST WAGE PAYMENTS							\$ 29,544.60
MS. TRACY TAYLOR	WORKERS COMPENSATION LOST WAGE PAYMENTS							\$ 37,500.00
MS. WYTERIA JACKSON	LEGAL SETTLEMENT							\$ 169,510.00
MS. YVETTE BROWN	WORKERS COMPENSATION LOST WAGE PAYMENTS							\$ 26,000.00

METROPOLITAN ATLANTA RAPID TRANSIT AUTHORITY

PAYMENTS AND CONTRACTS \$20,000 OR MORE

(FOR THE PERIOD OF JULY 1, 2023 THROUGH JUNE 30, 2024)

	PURPOSE	Contract Number	AWARD DATE	BASE TERM W/ OPTIONS	AWARD AMOUNT	PAYMENTS MADE VIA SMALL PURCHASES, PO OR OTHER	TOTAL CONTRACT VALUE PAID TO DATE IN AP	TOTAL PAID IN FY 24
MS.. SHIRLEY A. JOHNSON	WORKERS COMPENSATION LOST WAGE PAYMENTS							\$ 30,264.94
MS.. VIRTUOUS M. EDWARDS	LEGAL SETTLEMENT							\$ 73,500.00
MTI LIMO AND SHUTTLE	PROCUREMENT OF SUPPLEMENTAL SHUTTLE BUS SERVICE	B50494	3/20/2024	Sixty (60) Days	\$ 2,080,400.00			\$ 1,567,056.00
MTM RECOGNITION CORP.	EMPLOYEE RECOGNITION PLATFORM	Q48430	10/19/2021	Four (4) Years	\$ 181,964.00			\$ 62,234.59
MULTI-SOURCE ELECTRICAL & INDU	STOCK, TOOLS & SUPPLIES					\$ 66,557.70		\$ 66,557.70
MUNCIE TRANSIT SUPPLY	STOCK, BUS PARTS					\$ 49,164.83		\$ 49,164.83
MY PHAM P.C.	LEGAL SETTLEMENTS							\$ 25,000.00
MYERS CONTROLLED POWER LLC	STOCK, TOOLS & SUPPLIES					\$ 101,712.00		\$ 101,712.00
NACO DEFERRED COMP-PEBSCO	A DEFINED CONTRIBUTION PLAN THAT IS FULLY FUNDED BY EMPLOYEES AND THE EMPLOYEES COVER ALL COSTS ASSOCIATED WITH THE PLAN							\$ 20,991,608.92
NATIONWIDE ELECTRICAL TESTING	REPAIR AND RECONDITIONING SERVICES FOR TRANSFORMERS	Q50211	8/23/2023	One (1) Year	\$ 85,000.00			\$ 85,000.00
NCH CORPORATION DBA CERTIFIED LABORATORIES	PROCUREMENT OF ANTIMICROBIAL GROWTH AGENT	Q43808	10/30/2019	Two (2) Years w/ One (1) One (1) Year	\$ 111,144.00			\$ 39,488.09
NELSON/NYGAARD	TRANSIT SCHEDULING SUPPORT SERVICES	L50415	9/28/2023	Nine (9) Years	\$ 198,000.00			\$ 143,915.00
NEOPART TRANSIT LLC	STOCK, BUS PARTS					\$ 117,645.19		\$ 83,728.87
NEOPART TRANSIT LLC	STOCK, BUS PARTS					\$ 207,273.00		\$ 121,286.37
NETSYNC NETWORK SOLUTIONS, INC.	RENEWAL OF MAINTENANCE SUPPORT FOR THE CISCO SMARTNET DEVICES	B47511	9/13/2021	Twenty Two (22) Years	\$ 1,016,384.45			\$ 48,399.26
NETSYNC NETWORK SOLUTIONS, INC.	CISCO SMARTNET DEVICE AND CISCO ISE	P50362	10/26/2023	Three (3) Years	\$ 754,224.61			\$ 251,408.20
NETSYNC NETWORK SOLUTIONS, INC.	DUO SUBSCRIPTION, ESSENTIALS & SUPPORT					\$ 30,960.00		\$ 30,960.00
NETSYNC NETWORK SOLUTIONS, INC.	LICENSE SUBSCRIPTIONS AND SUPPORT FOR VMWARE VREALIZE PRODUCTS AND SERVICES	B50331	1/30/2024	Two (2) One (1) Year	\$ 898,064.40		\$ 898,064.40	\$ 898,064.40

METROPOLITAN ATLANTA RAPID TRANSIT AUTHORITY

PAYMENTS AND CONTRACTS \$20,000 OR MORE

(FOR THE PERIOD OF JULY 1, 2023 THROUGH JUNE 30, 2024)

	PURPOSE	Contract Number	AWARD DATE	BASE TERM W/ OPTIONS	AWARD AMOUNT	PAYMENTS MADE VIA SMALL PURCHASES, PO OR OTHER	TOTAL CONTRACT VALUE PAID TO DATE IN AP	TOTAL PAID IN FY 24
NETSYNC NETWORK SOLUTIONS, INC.	ANNUAL RENEWAL OF KNOWBE4 SECURITY AWARENESS TRAINING SUBSCRIPTION DIAMOND					\$ 29,887.76		
NETSYNC NETWORK SOLUTIONS, INC.	STATION PHONES PHASE II	B50412	4/9/2024	Three (3) Years	\$ 3,865,125.78			
NEW FLYER OF AMERICA	PURCHASE OF FOUR (4) SIXTY-FOOT (60') ARTICULATED CNG BUSES	P46638	10/29/2020	Two (2) Years	\$ 4,542,533.58			\$ 218,295.00
NEW FLYER OF AMERICA	PROCUREMENT OF MARTA BUSES (SIXTY- FOOT BATTERY ELECTRIC BUS)	P50104	7/20/2023	Five (5) Years	\$ 52,200,344.00			
NEW JERSEY FAMILY SUPPORT PMT	GARNISHMENT - CHILD SUPPORT - PAYROLL DEDUCTION							\$ 22,240.52
NEW SOUTH - SYNERGY A JOINT VENTURE	BROOKHAVEN OGLETHORPE STATION FLOORING REPLACEMENT	B50185	4/4/2024	One (1) Year	\$ 3,180,485.00			
NEXTRAQ LLC	PROCUREMENT OF GPS & TELEMATICS SYSTEM	Q50116	11/7/2022	Three (3) Years	\$ 71,640.00			\$ 38,805.00
NICK SCHNYDER LAW FIRM LLC	LEGAL SETTLEMENTS							\$ 175,000.00
NOBLE, LORETTA DENISE	WORKERS COMPENSATION LOST WAGE PAYMENTS							\$ 24,614.20
NORFOLK SOUTHERN RAILWAY CO.	RATIFICATION- SUMMERHILL BRT-NFS PLAN REVIEW					\$ 35,000.00		\$ 35,000.00
NORFOLK SOUTHERN RAILWAY CO.	NORFOLK SOUTHERN RAILWAY COMPANY CONSTRUCTION AGREEMENT - IMPROVEMENTS AT HANK AARON DRIVE	PP50396	10/3/2023	Three (3) Years	\$ 48,183.00			
NORTHERN TRUST COMPANY	NON REP PENSION - EMPLOYER & EMPLOYEE PAID - PAYROLL DEDUCTION							\$ 23,941,629.60
NORTHSIDE HOSPITAL, INC.	WORKERS COMPENSATION MEDICAL PAYMENT							\$ 35,781.41
NORTHSIDE SURGICAL PROFESSIONAL SERVICES LLC	WORKERS COMPENSATION MEDICAL PAYMENTS							\$ 34,471.04
NSH USA	CONTROLS SYSTEMS.. UPGRADES OF NSH USA WHEEL TRUING LATHES	P49916	6/20/2022	One (1) Year	\$ 953,529.00			\$ 630,111.00
NYS CHILD SUPPORT PROCESS CTR	GARNISHMENT - CHILD SUPPORT - PAYROLL DEDUCTION							\$ 96,825.43
ODENEAL, BRIAN K.	WORKERS COMPENSATION LOST WAGE PAYMENTS							\$ 29,900.00
OGX CONSULTING	ORGANIZATIONAL ASSESSMENT AND STRATEGIC PLANNING CONSULTING	L50369	8/8/2023	Eight (8) Years	\$ 120,000.00			\$ 120,000.00

METROPOLITAN ATLANTA RAPID TRANSIT AUTHORITY								
PAYMENTS AND CONTRACTS \$20,000 OR MORE								
(FOR THE PERIOD OF JULY 1, 2023 THROUGH JUNE 30, 2024)								
	PURPOSE	Contract Number	AWARD DATE	BASE TERM W/ OPTIONS	AWARD AMOUNT	PAYMENTS MADE VIA SMALL PURCHASES, PO OR OTHER	TOTAL CONTRACT VALUE PAID TO DATE IN AP	TOTAL PAID IN FY 24
OHIO RIVER SOUTH, INC	PROFESSIONAL SERVICES FOR LOBBYIST OHIO RIVER SOUTH	L50267	1/1/2023	One (1) Year	\$ 128,000.00			\$ 40,000.00
OPENSESAME INC	OPENSESAME PLUS SUBSCRIPTION CATALOG	P48292	6/15/2021	Twelve (12) Months	\$ 164,800.00			\$ 41,600.00
ORACLE AMERICA, INC.	MAINTENANCE AND SUPPORT FOR ORACLE DATABASE, ERP, AND ID MANAGEMENT	P27978	12/21/2012	Twelve (12) Years	\$ 22,938,274.22			\$ 1,482,590.99
ORACLE AMERICA, INC.	ORACLE PRIMAVERA P6 CLOUD SERVICE, PRIMAVERA UNIFIER CLOUD SERVICE AND PROFESSIONAL CONSULTING SERVICES	P43333	4/23/2019	Five (5) Years	\$ 5,282,049.89			\$ 760,447.95
ORIGAMI RISK, LLC	RISK MANAGEMENT INFORMATION SAAS SYSTEM	P44741	11/26/2019	Three (3) Years w/ Two (2) One (1) Year	\$ 1,040,429.25			\$ 211,345.75
OUTSYSTEMS, INC.	STANDARD EDITION - CLOUD INCLUDES 1 DEVELOPMENT ENFIRONMENT, 1 NON-PRODUCTION ENVIRONMENT					\$ 36,300.00		\$ 36,300.00
OVERHEAD DOOR CO. OF ATLANTA	OVERHEAD ROLLING DOORS INSTALLATION AND REPAIR	Q50168	2/2/2023	One (1) Year	\$ 199,759.00			\$ 197,948.00
OVERHEAD DOOR CO. OF ATLANTA	COMMERCIAL DOORS AND INSTALLATION	P50202	10/18/2023	One (1) Year	\$ 2,000,000.00			
PACIFIC LIFE & ANNUITY SERVICES, INC.	LEGAL CLAIMS EXPENSE							\$ 22,391.00
PANDROL USA, LP	TRACKSCAN METRO -BUILT TO MATCH MARTA TRACK SPECS. AND TRAINING					\$ 68,361.00		
PANKEY & HORLOCK, LLC	LEGAL SETTLEMENT							\$ 41,835.77
PARAMOUNT CONSULTING GROUP, LLC	PROFESSIONAL SERVICES FOR LOBBYING- PARAMOUNT	L50383	9/12/2023	Twelve (12) Months	\$ 60,000.00			\$ 45,789.37
PARKER POE ADAMS.. & BERNSTEIN LLP	SUMMERHILL CONDEMNATION & ESCROW	P50349						\$ 553,100.00
PARKER POE ADAMS.. & BERNSTEIN LLP	MARTA'S RELOCATION PROGRAM - SCP DISTRIBUTORS, LLC	P50349						\$ 263,908.31
PARKER POE ADAMS.. & BERNSTEIN LLP	RELOCATION CLAIM MARVEL MOVING EXPENSE REIMBURSEMENT - 5265 OLD DIXIE	P50349						\$ 652,500.00
PARKER POE ADAMS.. & BERNSTEIN LLP	OPTION TO PURCHASE REAL ESTATE PARCEL B127	P50349						\$ 240,000.00
PARKER POE ADAMS.. & BERNSTEIN LLP	FOR SUMMERHILL ACQUISTION, B102 (834 HANK AARON) - SUNTREE PETROLEUM (PAY PARKER POE, ACCOUNT #7748)	P50349						\$ 93,600.00
PARKER POE ADAMS.. & BERNSTEIN LLP	SUMMERHILL ROW ACQUISITION	P50349						\$ 287,165.00

METROPOLITAN ATLANTA RAPID TRANSIT AUTHORITY								
PAYMENTS AND CONTRACTS \$20,000 OR MORE								
(FOR THE PERIOD OF JULY 1, 2023 THROUGH JUNE 30, 2024)								
	PURPOSE	Contract Number	AWARD DATE	BASE TERM W/ OPTIONS	AWARD AMOUNT	PAYMENTS MADE VIA SMALL PURCHASES, PO OR OTHER	TOTAL CONTRACT VALUE PAID TO DATE IN AP	TOTAL PAID IN FY 24
PARKER POE ADAMS.. & BERNSTEIN LLP	SETTLEMENT AGREEMENT WITH MARVEL	P50349						\$ 315,312.00
PARKER POE ADAMS.. & BERNSTEIN LLP	RIGHT OF ACCESS LICENSE AGREEMENT	P50349						\$ 134,700.00
PARKER POE ADAMS.. & BERNSTEIN LLP	CONDEMNATION OF PARCELS FOR CITY OF EAST POINT	P50349						\$ 77,947.46
PARKER POE ADAMS.. & BERNSTEIN LLP	CONDEMNATION OF PARCELS FOR CLEVELAND/METROPOLITAN ART (CITY OF ATLANTA)	P50349						\$ 45,334.52
PARKER POE ADAMS.. & BERNSTEIN LLP	5163 OLD DIXIE - RELOCATION AND REESTABLISHMENT OF TSUNAMI VOLLEYBALL INC	P50349						\$ 56,073.00
PARKER POE ADAMS.. & BERNSTEIN LLP	CONDEMNATION SETTLEMENT_5265 OLD DIXIE ROAD	P50349				\$ 3,000,000.00		\$ 3,000,000.00
PARKER POE ADAMS.. & BERNSTEIN LLP	FOR SUMMERHILL ACQUISITION, B102 (834 HANK AARON) - SUNTREE PETROLEUM (PAY PARKER POE, ACCOUNT #7748)	P50349				\$ 93,600.00		
PARKER POE ADAMS.. & BERNSTEIN LLP	5163 OLD DIXIE - RELOCATION AND REESTABLISHMENT OF TSUNAMI VOLLEYBALL INC	P50349				\$ 56,073.00		
PARKER POE ADAMS.. & BERNSTEIN LLP	OPTION TO PURCHASE REAL ESTATE PARCEL B127	P50349				\$ 240,000.00		
PARKER POE ADAMS.. & BERNSTEIN LLP	CONDEMNATION OF PARCELS FOR CITY OF EAST POINT	P50349				\$ 439,406.75		
PARKER POE ADAMS.. & BERNSTEIN LLP	CONDEMNATION OF PARCELS FOR CLEVELAND/METROPOLITAN ART (CITY OF ATLANTA)	P50349				\$ 1,340,629.71		
PARKER POE ADAMS.. & BERNSTEIN LLP	RIGHT OF ACCESS LICENSE AGREEMENT	P50349				\$ 134,700.00		
PARKER POE ADAMS.. & BERNSTEIN LLP	SUMMERHILL ROW ACQUISITION	P50349				\$ 287,165.00		
PARKER POE ADAMS.. & BERNSTEIN LLP	SETTLEMENT AGREEMENT WITH MARVEL	P50349				\$ 315,312.00		
PARSONS TRANSPORTATION GROUP, INC.	PROFESSIONAL SERVICES FOR CBTC RFP REVIEW	L50384	8/16/2023	Four (4) Months	\$ 98,650.00	\$ 98,650.00		
PAUL DAVIS DBA GOOD CHOICE X-PERT TREE SERVICE LLC	ON-CALL SNOW AND DEBRIS REMOVAL SERVICES	B47306	8/5/2022	Three (3) Years	\$ 499,950.00			\$ 295,563.00
PAYNE & DU TOIT, LLC	LEGAL SETTLEMENT							\$ 75,000.00
PEACHTREE ORTHOPAEDIC CLINIC	WORKERS COMPENSATION MEDICAL EXPENSES							\$ 258,785.52

METROPOLITAN ATLANTA RAPID TRANSIT AUTHORITY								
PAYMENTS AND CONTRACTS \$20,000 OR MORE								
(FOR THE PERIOD OF JULY 1, 2023 THROUGH JUNE 30, 2024)								
	PURPOSE	Contract Number	AWARD DATE	BASE TERM W/ OPTIONS	AWARD AMOUNT	PAYMENTS MADE VIA SMALL PURCHASES, PO OR OTHER	TOTAL CONTRACT VALUE PAID TO DATE IN AP	TOTAL PAID IN FY 24
PEACHTREE ORTHOPAEDIC CLINIC, PA	WORKERS COMPENSATION MEDICAL EXPENSES							\$ 49,650.00
PEACHTREE ORTHOPAEDIC SURGERY CENTER AT PERIMETER, LLC	WORKERS COMPENSATION MEDICAL EXPENSES							\$ 60,799.44
PEACHTREE ORTHOPAEDIC SURGERY CENTER AT PIEDMONT, LLC	WORKERS COMPENSATION MEDICAL EXPENSES							\$ 132,199.04
PEACHTREE ORTHOPAEDIC SURGERY CENTER NORTH, LLC	WORKERS COMPENSATION MEDICAL EXPENSES							\$ 24,071.07
PEAK POWER SERVICES INC	STOCK, TOOLS & SUPPLIER							\$ 38,281.25
PEIKER INTERNATIONAL, INC.	STOCK, COMMUNICATIONS PARTS					\$ 26,693.64		\$ 26,693.64
PEREGRINE TECHNOLOGIES	PEREGRINE SOFTWARE	P50454	3/5/2024	One (1) Year	\$ 195,000.00			
PERFORMANCE FRICTION CORPORATION	STOCK, BUS PARTS							\$ 23,977.00
PERFORMANCE FRICTION CORPORATION	STOCK BUS PARTS					\$ 227,830.96		\$ 222,119.55
PERKINS & WILL, INC.	MASTER PLANNING SERVICES AT KENSINGTON STATION	P49711	4/29/2022	One (1) Year	\$ 325,000.00			\$ 58,500.00
PFM GROUP CONSULTING LLC	FINANCIAL ADVISORY SERVICES	P50119	7/20/2023	One (1) Year w/ Four (4) One (1) Year	\$ 487,500.00			\$ 24,687.50
PIASTA NEWBERN WALKER, LLC	LEGAL SETTLEMENT							\$ 800,000.00
PICKARD, DONALD D JR	WORKERS COMPENSATION LOST WAGE PAYMENTS							\$ 20,000.00
PIEDMONT HOSPITAL	WORKERS COMPENSATION MEDICAL PAYMENTS							\$ 28,750.33
PIEDMONT ORTHOPEDICS, LLC	WORKERS COMPENSATION MEDICAL PAYMENTS							\$ 35,641.30
PINNACLE ORTHOPAEDICS SURGERY CENTER- AUSTELL, LLC	WORKERS COMPENSATION MEDICAL PAYMENTS							\$ 24,145.86
PINNACLE PUBLIC FINANCE, INC.	AUTHORITY-WIDE ENERGY SAVINGS PERFORMANCE CONTRACT (WITH FINANCING FROM PINNACLE PUBLIC FINANCE, INC.)	P37274-A	10/31/2017	Seventeen (17) Years	\$ 36,507,715.86			\$ 2,938,061.19
PINNACLE TOWERS, LLC	LEASE AGREEMENT FOR RADIO ANTENNA SITE (CROWN CASTLE) - STONE MOUNTAIN	L40123	5/16/2002	Five (5) Years w/ Three (3) Five (5) Year	\$ 4,689,765.11			\$ 61,899.12

METROPOLITAN ATLANTA RAPID TRANSIT AUTHORITY								
PAYMENTS AND CONTRACTS \$20,000 OR MORE								
(FOR THE PERIOD OF JULY 1, 2023 THROUGH JUNE 30, 2024)								
	PURPOSE	Contract Number	AWARD DATE	BASE TERM W/ OPTIONS	AWARD AMOUNT	PAYMENTS MADE VIA SMALL PURCHASES, PO OR OTHER	TOTAL CONTRACT VALUE PAID TO DATE IN AP	TOTAL PAID IN FY 24
PNC BANK, N.A.	MARTA EMPLOYEES RETIREMENT FUND							\$ 11,087,623.68
POLARIS ASSOCIATES, INC.	ANNUAL MAINTENANCE RENEWAL OF THE POLARIS REPORTING WORKBENCH FOR SELF SERVICE APPLICATION AND GL FLEX							\$ 27,606.59
POLICE EXECUTIVE RESEARCH FORUM	TUITION FOR POLICE SERVICES CLASSES							\$ 21,200.00
POST GLOVER RESISTORS INC	STOCK, RAIL CAR PARTS					\$ 24,200.00		
POWELL ELECTRICAL SYSTEMS..., INC.	STOCK, RAIL CAR PARTS							\$ 35,192.00
POWERDMS..., INC.	POLICE POWER DMS.. SOFTWARE	P45797	2/22/2021	Five (5) Years	\$ 135,240.57			\$ 67,040.98
POWERTECH CONVERTER CORP.	STOCK, RAIL CAR PARTS							\$ 58,519.60
PRE-PAID LEGAL SERVICES, INC.	VOLUNTARY BENEFIT PROGRAM AT NO COST TO THE AGENCY							\$ 59,580.07
PRESIDIO NETWORKED SOLUTIONS	REDESIGN OF DE-CENTRALIZED ACTIVE DIRECTORY ENVIRONMENTS	L39801	7/5/2017	None	\$ 249,325.00			\$ 62,101.25
PRESIDIO NETWORKED SOLUTIONS	LICENSES FOR VERINT CALL RECORDER	L50135	7/1/2022	Thirty One (31) Years	\$ 98,100.36			\$ 33,334.20
PRESIDIO NETWORKED SOLUTIONS	PROCUREMENT FOR TARGET ATTACK PROTECTION AND EMAIL FRAUD DEFENSE SOFTWARE	B50142	9/19/2022	Four (4) Years	\$ 850,319.15			\$ 212,369.61
PRESIDIO NETWORKED SOLUTIONS	NON-STOCK, MIGRATION MANAGER FOR ACTIVE DIRECTORY & FILE SERVERS 24X7							\$ 24,600.00
PRESIDIO NETWORKED SOLUTIONS	FIRE SYSTEM REPLACEMENT	P50284	6/22/2023	None	\$ 116,280.60			\$ 80,125.00
PRESIDIO NETWORKED SOLUTIONS	MAINTENANCE AND SUPPORT FOR F5 BALANCE LOADERS	Q50409	12/14/2023	Two (2) Years	\$ 189,538.43			\$ 189,538.38
PRESIDIO NETWORKED SOLUTIONS	APPLICATION CENTRIC INFRASTRUCTURE LEAF EXPANSION WITH LICENSES	B50261	12/21/2023	Five (5) Years	\$ 226,767.26			\$ 226,797.26
PRESIDIO NETWORKED SOLUTIONS	APPLICATION CENTRIC INFRASTRUCTURE LEAF EXPANSION WITH LICENSES	B50261	12/21/2023	Five (5) Years	\$ 226,767.26			
PRISCILLA LEE	WORKERS COMPENSATION LOST WAGE PAYMENTS							\$ 30,925.82
PROFILE CONSULTING GROUP, LLC	MARTA SOCIAL MEDIA STRATEGY AND GENERAL SOCIAL MEDIA SUPPORT SERVICES	L49369	11/4/2021	One (1) Year	\$ 136,800.00			\$ 22,800.00

METROPOLITAN ATLANTA RAPID TRANSIT AUTHORITY

PAYMENTS AND CONTRACTS \$20,000 OR MORE

(FOR THE PERIOD OF JULY 1, 2023 THROUGH JUNE 30, 2024)

	PURPOSE	Contract Number	AWARD DATE	BASE TERM W/ OPTIONS	AWARD AMOUNT	PAYMENTS MADE VIA SMALL PURCHASES, PO OR OTHER	TOTAL CONTRACT VALUE PAID TO DATE IN AP	TOTAL PAID IN FY 24
PUBLIC FACILITIES & SERVICES	SMART RESTROOM SERVICE MATERIAL & HARDWARE - SOLE SOURCE REQUEST	50204	2/21/2023	One (1) Year	\$ 3,186,178.00			\$ 2,999,248.06
PUBLIC FINANCIAL MGMT INC	PROFESSIONAL FINANCIAL ADVISORY SERVICES	L47528	11/19/2021	Two (2) Years	\$ 195,000.00			\$ 24,687.50
PURAFIL, INC.	STOCK, BUS PARTS							\$ 83,121.00
PURCHASING POWER, LLC	VOLUNTARY BENEFIT PROGRAM AT NO COST TO THE AGENCY							\$ 1,669,136.29
PYE-BARKER FIRE & SAFETY, LLC	EMERGENCY PROCUREMENT - MARTA ASHBY TUNNEL FIRE LINE REPAIR					\$ 36,777.50		\$ 36,777.50
RADIO ONE, INC.	STOCK, COMMUNICATIONS PARTS							\$ 62,052.80
RAFI LAW FIRM LLC	LEGAL SETTLEMENT							\$ 400,000.00
RAILQUIP, INC.	REAILING TOOLS FOR MARTA TRACK & STRUCTURES	Q50268	3/13/2023	One (1) Year	\$ 195,357.06		\$ 195,357.06	\$ 195,357.06
RAILQUIP, INC.	PROCUREMENT OF LIQUID PROPANE GAS (LPG) RAIL CAR MOVER	Q49727A	6/22/2022	One (1) Year	\$ 97,728.71		\$ 97,728.71	\$ 97,728.71
RAILROAD FRICTION PRODUCTS CORP.	STOCK, RAIL CAR PARTS						\$ 47,447.68	\$ 47,447.68
RAILWORKS TRACK SYSTEM, INC.	TRACK RENOVATIONS PHASE IV (TRIV)	B31586	10/9/2018	Six (6) Years	\$ 133,570,361.00		\$ 69,893,287.27	\$ 5,336,254.39
RAILWORKS TRACK SYSTEM, INC.	TRACK RENOVATIONS							\$ 6,604,454.59
RAM INDUSTRIAL SERVICES, INC.	SMALL AC MOTOR OVERHAUL AND REPAIR	B41130	8/22/2018	Four (4) Years	\$ 688,121.00		\$ 232,931.00	\$ 38,520.00
RAM INDUSTRIAL SERVICES, INC.	SMALL AC MOTOR OVERHAUL AND REPAIR SERVICES	B50273	3/19/2024	One (1) One (1) Year	\$ 287,641.00			
RAMEY, BOBBY	WORKERS COMPENSATION LOST WAGE PAYMENTS							\$ 28,803.37
REALTY ACQUISITION PARTNERS, LLC	CONTRACTS FOR REVIEW APPRAISALS BY REALTY ACQUISITION PARTNERS, LLC		11/6/2023			\$ 33,000.00		\$ 22,500.00
REEVES, MARK	WORKERS COMPENSATION LOST WAGE PAYMENTS							\$ 25,231.48
REGINA F. MANUEL	WORKERS COMPENSATION LOST WAGE PAYMENTS							\$ 69,318.75

METROPOLITAN ATLANTA RAPID TRANSIT AUTHORITY								
PAYMENTS AND CONTRACTS \$20,000 OR MORE								
(FOR THE PERIOD OF JULY 1, 2023 THROUGH JUNE 30, 2024)								
	PURPOSE	Contract Number	AWARD DATE	BASE TERM W/ OPTIONS	AWARD AMOUNT	PAYMENTS MADE VIA SMALL PURCHASES, PO OR OTHER	TOTAL CONTRACT VALUE PAID TO DATE IN AP	TOTAL PAID IN FY 24
REHABILITATION PHYSICIANS OF GA, PC	WORKERS COMPENSATION MEDICAL PAYMENTS							\$ 25,019.31
REMOTEC, INC.	ANDROS SPARTAN ROBOT UPGRADE	P48547	11/9/2021	Eighteen (18) Years w/ One (1) Five (5) Year	\$ 194,930.00		\$ 196,720.00	\$ 38,531.00
RESTAURANT EQUIPMENT MARKET	UPTOWN EQUIPMENT REQUEST - COUNTERTOP ICE MAKER/WATER DISPENSER, REACH IN REFRIGERATOR AND REACH IN FREEZER					\$ 36,053.56	\$ 36,053.56	\$ 36,053.56
RESURGENS EAST SURGERY CENTER, LLC	WORKERS COMPENSATION MEDICAL PAYMENTS							\$ 42,707.74
RESURGENS SURGERY CENTER, LLC	WORKERS COMPENSATION MEDICAL PAYMENTS							\$ 32,031.04
RESURGENS, PC	WORKERS COMPENSATION MEDICAL PAYMENTS							\$ 211,419.92
RICHARDSON, AYESHA	WORKERS COMPENSATION LOST WAGE PAYMENTS							\$ 24,441.04
RICK HENDRICK CHEVROLET	DRY GOODS BOX TRUCK					\$ 156,643.28	\$ 156,643.28	\$ 156,643.28
ROBBINS GOVERNMENT RELATIONS LLC	PROFESSIONAL SERVICES FOR LOBBYIST ROBBINS GOVERNMENT RELATIONS	L50266	9/5/2023	One (1) Year	\$ 88,000.00		\$ 78,000.00	\$ 36,000.00
ROBBINS GOVERNMENT RELATIONS LLC	PROFESSIONAL SERVICES FOR LOBBYIST ROBBINS GOVERNMENT	L50426	1/1/2024	One (1) Year	\$ 88,000.00		\$ 40,000.00	\$ 40,000.00
ROBINSON, CORY	WORKERS COMPENSATION LOST WAGE PAYMENTS							\$ 25,918.75
RODERICK GILLIAM	WORKERS COMPENSATION LOST WAGE PAYMENTS							\$ 38,393.75
ROLL CALL PUBLIC AFFAIRS CONSULTANTS LLC DBA FRALICK BOZEMAN PUBLIC AFFAIRS LLC	PROFESSIONAL SERVICES FOR LOBBYIST FRALICK BOZEMAN	L50264	1/1/2023	One (1) Year	\$ 88,000.00		\$ 88,000.00	
ROLL CALL PUBLIC AFFAIRS CONSULTANTS LLC DBA FRALICK BOZEMAN PUBLIC AFFAIRS LLC	PROFESSIONAL SERVICES FOR LOBBYIST FRALICK BOZEMAN	L50463	1/1/2024	One (1) Year	\$ 88,000.00		\$ 53,000.00	
ROSELIND HILLERY	WORKERS COMPENSATION LOST WAGE PAYMENTS							\$ 26,000.00
RUSH TRUCK CENTERS OF GEORGIA, INC.	STOCK, BUS PARTS						\$ 170,000.00	\$ 170,000.00
S & W SERVICES OF ATLANTA	VEHICLE TOWING SERVICES	B50087	9/30/2022	Three (3) Years w/ Two (2) One (1) Year	\$ 1,315,730.00		\$ 463,084.00	\$ 278,804.50
SABA SOFTWARE, INC.	CLOUD BASED LEARNING MANAGEMENT SYSTEM	P42158	11/30/2018	Three (3) Years	\$ 484,920.97		\$ 482,882.26	\$ 124,380.15

METROPOLITAN ATLANTA RAPID TRANSIT AUTHORITY								
PAYMENTS AND CONTRACTS \$20,000 OR MORE								
(FOR THE PERIOD OF JULY 1, 2023 THROUGH JUNE 30, 2024)								
	PURPOSE	Contract Number	AWARD DATE	BASE TERM W/ OPTIONS	AWARD AMOUNT	PAYMENTS MADE VIA SMALL PURCHASES, PO OR OTHER	TOTAL CONTRACT VALUE PAID TO DATE IN AP	TOTAL PAID IN FY 24
SABA SOFTWARE, INC.	PROFESSIONAL SERV FOR A DEVELOPMENT OF A PERFORMANCE MANAGEMENT PLATFORM	L50126	3/25/2022	Six (6) Years	\$ 168,741.74		\$ 168,741.74	\$ 54,441.74
SANTRISE TRAVIS	WORKERS COMPENSATION LOST WAGE PAYMENTS							\$ 21,100.09
SASHA DANIEL REISIN	FIVE POINTS ART PROPOSAL- REISIN	L50344	6/29/2023	Twelve (12) Months	\$ 2,000.00			\$ 2,000.00
SAXTON & ASSOCIATES PC	LEGAL SETTLEMENT							\$ 390,000.00
SCHALTBAU NORTH AMERICA	STOCK, RAIL CAR PARTS					\$ 47,966.34		
SCHINDLER ELEVATOR CORPORATION	ELEVATOR AND ESCALATOR MAINTENANCE CONTRACT (MAINTENANCE ONLY)	P28505	8/22/2016	Ten (10) Years	\$ 229,212,921.08		\$ 30,194,664.13	\$ 7,496,985.27
SCHINDLER ELEVATOR CORPORATION	ELEVATOR AND ESCALATOR PROGRAM REHABILITATION CONTRACT (REHABILITATION ONLY)	P28505	8/22/2016	Ten (10) Years	\$ 229,212,921.08		\$ 75,824,430.81	\$ 17,330,513.75
SCHNEIDER INJURY LAW	LEGAL SETTLEMENT							\$ 40,000.00
SELECT PROVIDER NETWORKS, INC	WORKERS COMPENSATION MEDICAL PAYMENTS							\$ 82,582.21
SHERARD, PHYLLIS M	WORKERS COMPENSATION LOST WAGE PAYMENTS							\$ 30,611.88
SHI INTERNATIONAL CORP.	RAPID7 MANAGED MONITORING SERVICES	P50073	4/6/2022	One (1) Year w/ Two (2) One (1) Year	\$ 1,013,476.00		\$ 1,013,476.00	\$ 675,080.00
SHI INTERNATIONAL CORP.	RENEWAL OF MAINTENANCE & SUPPORT FOR OPTIMIZELY'S EKTRON CONTENT MANAGER					\$ 41,162.89	\$ 41,162.89	\$ 41,162.89
SHIFTS, INC.	PROF SERVICES FOR CQ311 & CQ400 CYBER SURVIVABILITY RISK ASSESSMENT	L50225	11/28/2022	Three (3) Year	\$ 100,000.00		\$ 50,000.00	\$ 25,000.00
SIEMENS INDUSTRY, INC.	PROCUREMENT OF ELECTRIC VEHICLE EQUIPMENT	P47634	11/19/2021	Three (3) One (1) Year	\$ 978,036.00		\$ 561,700.00	\$ 546,340.00
SIEMENS INDUSTRY, INC.	PARKING DECK CALLBOX UPGRADE AND CABLING SERVICES CONTRACT	P49632	12/22/2021	One (1) Year	\$ 1,367,508.44		\$ 1,367,508.44	\$ 262,047.27
SIEMENS MOBILITY, INC.	TECHNICAL SUPPORT AND SPARE SUPPLY SERVICES FOR THE ATLANTA STREETCAR S70 LIGHT RAIL VEHICLES	FC-9839	11/20/2017	Six (6) Years	\$ 6,572,148.00		\$ 5,182,250.85	\$ 1,085,426.87
SIERRA WIRELESS AMERICA, INC.	PROFESSIONAL SERVICES TO PROVIDE AIRLINK MOBILITY MANAGER (AMM) MAINTENANCE AND SUPPORT	L44248	8/5/2019	Five (5) Years	\$ 1,011,352.00		\$ 1,011,352.00	\$ 208,416.00
SIMMONS MACHINE TOOL CORP.	WHEEL TRUING MACHINES MAINTENANCE AND REPAIR SERVICES	P45253	8/30/2021	Two (2) Years w/ One (1) One (1) Year	\$ 233,490.00		\$ 120,098.76	\$ 20,998.45

METROPOLITAN ATLANTA RAPID TRANSIT AUTHORITY

PAYMENTS AND CONTRACTS \$20,000 OR MORE

(FOR THE PERIOD OF JULY 1, 2023 THROUGH JUNE 30, 2024)

	PURPOSE	Contract Number	AWARD DATE	BASE TERM W/ OPTIONS	AWARD AMOUNT	PAYMENTS MADE VIA SMALL PURCHASES, PO OR OTHER	TOTAL CONTRACT VALUE PAID TO DATE IN AP	TOTAL PAID IN FY 24
SIMPLE AIR SOLUTIONS, LLC	REPLACEMENT OF AIR COMPRESSORS AND DRYER	Q50236	9/21/2023	Six (6) Years	\$ 81,670.00		\$ 81,670.00	\$ 81,670.00
SIMPSON, AHMED L.	WORKERS COMPENSATION							\$ 24,330.68
SMARTSHEET	SMARTSHEET - ENTERPRISE PLAN PLUS PRO SUPPORT - LICENSED USERS (16)						\$ 30,136.17	\$ 30,136.17
SMARTSHEET	FY-24 SUBSCRIPTION BRANDFOLDER PREMIUM PLAN FOR AEROBAT PRO DC					\$ 48,729.60		
SMITH EMERY LABORATORIES, INC.	CONTRACT B50102 FOR ULTRASONIC TESTING FOR MARTA RAIL SYSTEM	B50102	7/18/2023	Three (3) Years w/ Two (2) One (1) Year	\$ 850,000.00		\$ 70,000.00	\$ 70,000.00
SOCCER IN THE STREETS, INC.	KENSINGTON STATION SOCCER PITCH - REIMBURSEMENT FOR MURAL CURATION	L48992	7/1/2021	Three (3) Years	\$ 8,000.00		\$ 35,000.00	\$ 35,000.00
SOCIETY FOR HUMAN RESOURCE MANAGEMENT	TRAINING PACKAGE HR							\$ 44,125.00
SOCO CONTRACTING COMPANY, INC.	INDEFINITE QUANTITY CONSTRUCTION CONTRACT SERVICES	P40916	1/28/2021	Three(3) Year w/ Two (2) One (1) Year	\$ 20,000,000.00		\$ 748,108.28	\$ 298,460.67
SOCO CONTRACTING COMPANY, INC.	EMERGENCY REPAIR, FIRE HYDRANT WATER LINE, MARTA HEADQUARTERS BUILDING						\$ 236,353.09	\$ 236,353.09
SOUNDTHINKING, INC.	COPLINK SUBSCRIPTION SERVICES	P50133	8/1/2023	One (1) Year w/ Three (3) One (1) Year	\$ 25,000.00			
SOUTH EAST SWITCHGEAR, LLC	STOCK, TOOLS & SUPPLIES						\$ 29,500.00	\$ 29,500.00
SOUTH EAST SWITCHGEAR, LLC	MARTA DECATUR TPSS PHASE 1 AND PHASE 2 REPLACEMENT	B50350	1/12/2024	One (1) Year	\$ 385,888.00		\$ 97,000.00	\$ 97,000.00
SOUTHERN COMPUTER WAREHOUSE, INC.	ARISTA CAMERAS - CDW BOSCH NDA-FMT-DOME - CAMERA DOME MOUNTING BRACKET					\$ 22,267.05	\$ 22,267.05	\$ 22,267.05
SOUTHERN TECHNOLOGIES CORP.	STOCK, RAIL CAR PARTS					\$ 106,930.00	\$ 85,850.00	\$ 85,850.00
SPAULDING LAW LLC	LEGAL SETTLEMENT							\$ 500,000.00
SPENERGY LLC	EXTENDED SERVICE ANTIFREEZE	B50157	3/24/2023	Three (3) Years w/ Two (2) One (1) Year	\$ 1,085,000.00		\$312,397.23	\$ 264,316.23
SPENERGY LLC	BUS & RAILCAR DETERGENT/DEGREASER	B50251	9/5/2023	Two (2) Years w/ One (1) One (1) Year	\$ 722,950.00		\$179,286.25	\$ 177,113.75
SPENERGY LLC	ANTIMICROBIAL GROWTH AGENT	Q50216	7/18/2023	Two (2) Years w/ One (1) One (1) Year	\$ 102,240.00		\$ 23,856.00	\$ 23,856.00

METROPOLITAN ATLANTA RAPID TRANSIT AUTHORITY

PAYMENTS AND CONTRACTS \$20,000 OR MORE

(FOR THE PERIOD OF JULY 1, 2023 THROUGH JUNE 30, 2024)

	PURPOSE	Contract Number	AWARD DATE	BASE TERM W/ OPTIONS	AWARD AMOUNT	PAYMENTS MADE VIA SMALL PURCHASES, PO OR OTHER	TOTAL CONTRACT VALUE PAID TO DATE IN AP	TOTAL PAID IN FY 24
SPERRY RAIL SERVICE	PROCUREMENT OF ULTRASONIC TESTING SERVICES FOR RUNNING RAIL	B38714	2/21/2018	Three (3) Years w/ Two (2) One (1) Year	\$ 768,972.64		\$351,583.55	\$ 70,122.99
SPIGHT, THYRECIA	WORKERS COMPENSATION LOST WAGE PAYMENTS							\$ 23,699.44
STACH & LIU, LLC D/B/A BISHOP FOX	ENTERPRISE PENETRATION TESTING AND ASSESSMENT SERVICES	L50278	3/27/2023	Three (3) Years	\$ 125,928.00		\$ 125,928.00	\$ 125,928.00
STADLER US, INC.	PROCUREMENT OF NEW RAIL CARS	P38186	11/14/2019	None	\$ 686,756,699.80		\$164,314,916.78	\$ 43,186,825.54
STATE BOARD OF WORKERS' COMPENSATION	ANNUAL ASSESSMENT							\$ 49,923.50
STATE COURT OF FULTON COUNTY 3	EMPLOYEE GARNISHMENT							\$ 64,829.84
STATE FARM	LEGAL SETTLEMENTS							\$ 53,075.23
STEPHEN J. WASLEY, PC	LEGAL SETTLEMENT							\$ 50,000.00
STERLING INFOSYSTEMS..., INC.	AUTOMATION OF BACKGROUND SCREENS	P46774	10/1/2021	Three (3) Years w/ Two (2) One (1) Year	\$ 522,030.25		\$231,907.28	\$ 123,391.54
STONE MNT. TURF & SHRUB CARE	AUTHORITY-WIDE LANDSCAPING SERVICES	B49479	4/25/2022	Two (2) Years w/ Three (3) One (1) Year	\$ 4,628,425.00		\$436,042.05	\$ 106,504.05
STONE TABLET, LLC DBA LABORSOFT	FY24 - LABORSOFT - HR CASE MANAGEMENT SOFTWARE, EMPLOYEE RELATIONS & D&I - 12 FULL USER LICENSES FY 2024 - 2026					\$ 54,000.00		
STOTTLEMYER & ASSOCIATES, LLC	WORKERS COMPENSATION LOST WAGE LEGAL PAYMENTS							\$ 36,981.95
STR SOFTWARE	STR AVENTX SOFTWARE UPGRADE	P48740	10/6/2021	Three (3) Years	\$ 84,105.00		\$81,105.00	\$ 27,035.00
STREAMLINE IMAGING, LLC	WORKERS COMPENSATION MEDICAL PAYMENTS							\$ 182,206.04
STREAMLINE PT LLC	WORKERS COMPENSATION MEDICAL PAYMENTS							\$ 350,410.01
SUNBELT RENTALS INC.	RATIFICATION- GA POWER CABLE DAMAGED AT CANDLER PARK					\$ 26,227.50	\$ 26,227.50	\$ 26,227.50
SWIFTLY, INC.	SWIFTLY DATA PLATFORM EXTEND SERVICES FROM JULY 17, 2023 THROUGH SEPTEMBER 16, 2023					\$ 34,238.00	\$ 31,223.98	\$ 31,223.98
SWIFTLY, INC.	SWIFTLY DATA PLATFORM	P50345	9/18/2023	One (1) Year	\$ 560,241.30		\$ 560,241.30	\$ 560,241.30

METROPOLITAN ATLANTA RAPID TRANSIT AUTHORITY								
PAYMENTS AND CONTRACTS \$20,000 OR MORE								
(FOR THE PERIOD OF JULY 1, 2023 THROUGH JUNE 30, 2024)								
	PURPOSE	Contract Number	AWARD DATE	BASE TERM W/ OPTIONS	AWARD AMOUNT	PAYMENTS MADE VIA SMALL PURCHASES, PO OR OTHER	TOTAL CONTRACT VALUE PAID TO DATE IN AP	TOTAL PAID IN FY 24
SWIGER COIL SYSTEMS.. A WABTEC CO	AC TRACTION MOTOR OVERHAUL AND REPAIR SERVICES (OPERATIONS)	B38305	10/5/2017	Five (5) Years	\$ 6,681,030.00		\$961,735.00	\$ 75,910.00
SWIGER COIL SYSTEMS.. A WABTEC CO	AC TRACTION MOTOR OVERHAUL AND REPAIR SERVICES	P50226	1/5/2023	Five (5) Years	\$ 3,459,624.63		\$265,995.00	\$ 171,860.00
SYNERGY DEVELOPMENT PARTNERS, LLC	INDEFINITE QUANTITY CONSTRUCTION CONTRACT SERVICES	P40916	1/28/2021	Three (3) Years w/ Two (2) One (1) Year	\$ 20,000,000.00		\$1,920,273.85	\$ 28,496.57
SYNERGYGPS, LLC	PROFESSIONAL SERVICES FOR EXTERNAL AFFAIRS STRATEGY PLANNING	L50316	4/17/2023	Twelve (12) Months	\$ 180,000.00		\$180,000.00	\$ 135,000.00
SYNERGYGPS, LLC	PROFESSIONAL SERVICES FOR EXTERNAL AFFAIRS STRATEGIC CONSULTING	L50512	4/19/2024	Twelve (12) Months	\$ 180,000.00	\$ 180,000.00	\$45,000.00	\$ 45,000.00
TAMMY CAMPBELL	WORKERS COMPENSATION LOST WAGE PAYMENTS							\$ 25,016.88
TARKETT USA INC.	CARPET TILE BLUE GRAY STRIPE					\$ 66,324.24		
TENNANT SALES AND SERVICE CO.	ON-CALL TENNANT SCRUBBER REPAIR LABOR & TRIP CHARGES						\$ 28,196.36	\$ 28,196.36
TEQUIPMENT.NET	PORTABLE MAINLINE SEWER CAMERA CRAWLER SYSTEM (MINIMUM SEPCIFICATIONS ATTACHED)						\$ 36,154.32	\$ 36,154.32
TETRA TECH	THREAT AND VULNERABILITY ASSESSMENT, TRAINING & EXERCISE	P47755	3/25/2022	Four (4) Years w/ One (1) One (1) Year	\$ 3,549,010.77		\$ 974,205.85	\$ 547,205.30
THE AFTERMARKET PARTS COMPANY, LLC	FY22 - BUS MIDLIFE OVERHAUL PART KITS	B44897	9/25/2020	Three (3) Years	\$ 5,546,552.00		\$ 3,011,689.00	\$ 90,145.00
THE AFTERMARKET PARTS COMPANY, LLC	STOCK, BUS PARTS	B44897					\$ 1,944,602.79	\$ 1,887,722.93
THE AFTERMARKET PARTS COMPANY, LLC	STOCK, BUS PARTS	B44897					\$ 696,211.97	\$ 695,886.73
THE AUSBAND FIRM, PC	LEGAL SETTLEMENT							\$ 103,000.00
THE CORDELE FIRM, INC.	LEGAL SETTLEMENTS							\$ 71,500.00
THE DAVIS BOZEMAN LAW FIRM, P.C.	LEGAL SETTLEMENT							\$ 355,000.00
THE DENNIS LAW FIRM, LLC	LEGAL SETTLEMENT							\$ 60,000.00
THE EISENBERG FIRM, LLC	LEGAL SETTLEMENT							\$ 175,000.00

METROPOLITAN ATLANTA RAPID TRANSIT AUTHORITY

PAYMENTS AND CONTRACTS \$20,000 OR MORE

(FOR THE PERIOD OF JULY 1, 2023 THROUGH JUNE 30, 2024)

	PURPOSE	Contract Number	AWARD DATE	BASE TERM W/ OPTIONS	AWARD AMOUNT	PAYMENTS MADE VIA SMALL PURCHASES, PO OR OTHER	TOTAL CONTRACT VALUE PAID TO DATE IN AP	TOTAL PAID IN FY 24
THE ESCAL INSTITUTE OF ADVANCED TECHNOLOGIES INC. DBA SANS INSTITUTE	CYBER SECURITY TRAINING							\$ 26,983.00
THE GOODYEAR TIRE & RUBBER COMPANY	BUS TIRE LEASE SERVICES	B44758A	3/29/2021	Three (3) Years w/ Two (2) One (1) Year	\$ 9,329,985.59		\$4,617,900.47	\$ 2,231,879.43
THE GUNNELS LAW FIRM, LLC	LEGAL SETTLEMENT							\$ 45,000.00
THE HON COMPANY	STOCK, BUS PARTS						\$42,244.80	\$ 42,244.80
THE INSTITUTE FOR APPLIED NETWORK SECURITY, LLC.	RATIFICATION - IANS INDIVIDUAL SUPPORT SUBSCRIPTION SERVICES 11/01/23 THRU 1/31/24					\$ 20,375.00		\$ 20,375.00
THE LAW OFFICE OF KEITH LAMAR JR.	LEGAL SETTLEMENTS							\$ 25,000.00
THE LAW OFFICES OF KANNER & PINTALUGA P.A.	LEGAL SETTLEMENTS							\$ 68,500.00
THE LINCOLN NATIONAL LIFE INSURANCE CO	2023 CEO ANNUITY							\$ 25,000.00
THE MILLER FIRM, LLC	LEGAL SETTLEMENT							\$ 58,000.00
THE MOORE LAW GROUP, LLC	LEGAL SETTLEMENT							\$ 60,000.00
THE OFFICES OF HARRY M. DANIELS, LLC	LEGAL SETTLEMENTS							\$ 45,000.00
THE PHYSICIANS NORTH ATLANTA SURGERY CTR	WORKERS COMPENSATION MEDICAL PAYMENTS							\$ 43,491.70
THE PHYSICIANS SPINE & REHABILITATION SPECIALISTS OF GA PC	WORKERS COMPENSATION MEDICAL PAYMENTS							\$ 49,627.15
THE PLUMBING SHOP INC. DBA QUICK ACTION PLUMBERS	GENERAL PLUMBING SERVICES	Q50371	12/22/2023	Two (2) Years w/ Three (3) One (1) Year	\$ 199,990.00			
THE ROSS LAW FIRM, LLC	LEGAL SETTLEMENTS							\$ 47,250.00
THE ROTH FIRM, LLC	LEGAL SETTLEMENTS							\$ 24,000.00
THE RYAN C. WILLIAMS.. LAW FIRM LLC	LEGAL SETTLEMENT							\$ 63,000.00
THE SANDERS LAW GROUP, LLC	LEGAL SETTLEMENT							\$ 131,750.00

METROPOLITAN ATLANTA RAPID TRANSIT AUTHORITY								
PAYMENTS AND CONTRACTS \$20,000 OR MORE								
(FOR THE PERIOD OF JULY 1, 2023 THROUGH JUNE 30, 2024)								
	PURPOSE	Contract Number	AWARD DATE	BASE TERM W/ OPTIONS	AWARD AMOUNT	PAYMENTS MADE VIA SMALL PURCHASES, PO OR OTHER	TOTAL CONTRACT VALUE PAID TO DATE IN AP	TOTAL PAID IN FY 24
THE SCOTT PRYOR LAW GROUP, LLC	LEGAL SETTLEMENT							\$ 73,000.00
THE SEGAL COMPANY (SOUTHEAST), INC.	CONSULTING SERVICES FOR GROUP BENEFITS PLANS	P46683	6/25/2021	Three (3) Years w/ Two (2) One (1) Year	\$ 1,500,000.00		\$ 804,518.75	\$ 365,150.00
THE SERVICE FORT, LLC	JANITORIAL SERVICES AT MARTA HQ	B42862	4/18/2019	Two (2) Years w/ Three (3) One (1) Year	\$ 1,525,211.50		\$1,466,404.05	\$ 321,615.74
THE STODDARD FIRM, LLC	LEGAL SETTLEMENTS							\$ 5,000,000.00
THE TERMINIX INTERNATIONAL COMPANY LLP DBA TERMINIX COMMERCIAL	PEST CONTROL SERVICES FOR MARTA'S VEHICLES	B45467	9/21/2020	Two (2) Years w/ Two (2) One (1) Year	\$ 297,448.00		\$163,053.00	\$ 32,433.00
THE TERMINIX INTERNATIONAL COMPANY LLP DBA TERMINIX COMMERCIAL	PEST CONTROL SERVICES FOR MARTA FACILITIES	Q47252	5/1/2021	Two (2) Years w/ Two (2) One (1) Year	\$ 132,435.00		\$97,240.00	\$ 30,880.00
THE TERMINIX INTERNATIONAL COMPANY LLP DBA TERMINIX COMMERCIAL	PEST CONTROL SERVICES FOR MARTA'S VEHICLES	B50304	9/26/2023	Two (2) Years w/ Two (2) One (1) Year	\$ 574,688.00		\$49,965.00	\$ 49,965.00
THE WILSON PC	LEGAL SETTLEMENTS							\$ 57,000.00
THERAPY DIRECT, LLC	WORKERS COMPENSATION MEDICAL PAYMENTS							\$ 53,070.25
THERMO KING ATLANTA, INC.	STOCK, BUS PARTS					\$ 977,618.21	\$ 974,024.34	\$ 960,317.30
THERMO KING ATLANTA, INC.	STOCK, BUS PARTS					\$ 340,767.38	\$248,268.87	\$248,268.87
THOMAS, IRENE MARIA	WORKERS COMPENSATION LOST WAGE PAYMENTS							\$ 24,599.41
THORNTON LAW FIRM, P.C.	LEGAL SETTLEMENTS							\$ 280,000.00
TIBCO SOFTWARE, INC.	MARTA COMMUNICATIONS SERVICE MANAGER	L39782	10/18/2017	One (1) Year	\$ 376,795.48		\$ 61,891.63	\$ 31,552.60
TITAN TECHNOLOGY SOLUTIONS US, INC.	WEBTITAN CONTENT FILTERING SERVICE FOR WI-FI ON MOBILITY, BUSES AND RAIL SERVICE	P45224	3/19/2020	Five (5) Years	\$ 270,900.00		\$ 216,720.00	\$ 54,180.00
T-MOBILE	WI-FI TELECOMMUNICATION SERVICES FOR MARTA BUSES, RAIL CARS AND OTHER EQUIPMENT	P50052	1/10/2022	None	\$ 1,338,750.00		\$ 1,101,099.64	\$ 554,656.65
TOBIAS INTERNATIONAL INC.	SOLARWINDS ANNUAL MAINTENANCE AND UPGRADE SUPPORT	B50300	9/21/2023	Three (3) Years	\$ 260,682.15		\$ 108,697.00	\$ 108,697.00
TOLAR MANUFACTURING COMPANY, INC.	SOLE SOURCE PURCHASE OF BUS STOP AMENITIES	P44002	6/17/2019	Five (5) Years	\$ 7,109,725.00		\$ 6,576,200.88	\$ 1,738,260.00

METROPOLITAN ATLANTA RAPID TRANSIT AUTHORITY								
PAYMENTS AND CONTRACTS \$20,000 OR MORE								
(FOR THE PERIOD OF JULY 1, 2023 THROUGH JUNE 30, 2024)								
	PURPOSE	Contract Number	AWARD DATE	BASE TERM W/ OPTIONS	AWARD AMOUNT	PAYMENTS MADE VIA SMALL PURCHASES, PO OR OTHER	TOTAL CONTRACT VALUE PAID TO DATE IN AP	TOTAL PAID IN FY 24
TOLAR MANUFACTURING COMPANY, INC.	PURCHASE OF CLEVELAND/METROPOLITAN ART BUS SHELTERS	P50364	9/29/2023	One (1) Year	\$3,436,253.00	\$3,441,728.00		
TOTAL NETWORK RESOURCES	WORKERS COMPENSATION MEDICAL PAYMENTS							\$ 50,805.12
TRANSDEV SERVICE, INC.	MOBILITY SCHEDULING AND DISPATCHING SERVICES	P46865	3/31/2021	Three (3) Years w/ Five (5) One (1) Year	\$ 24,977,982.51		\$7,908,782.09	\$ 2,753,722.55
TRANSDEV SERVICE, INC.	ELIGIBILITY ASSESSMENT SERVICES FOR MARTA MOBILITY	P46866	4/14/2021	Two (2) One (1) Year Option	\$ 2,707,431.65		\$1,893,118.89	\$ 627,423.06
TRANSIT TRAINING SOLUTIONS, LLC	BUS, MOBILITY AND RAILCAR OPERATOR TRAINING ENHANCEMENTS	P39279	8/15/2018	Three (3) Years w/ Two (2) One (1) Year	\$ 3,218,375.00		\$ 3,150,874.23	\$ 457,439.99
TRANSPORTATION TECHNOLOGY CENTER, INC.	AUTONOMOUS TRACK INSPECTION SYSTEM THIRD PARTY EVALUATORS -PO ROLLOVER	P38775	8/16/2017	Five (5) Years	\$ 762,285.72		\$ 113,140.31	\$ 44,678.70
TRANSTECH OF S.C., INC.	STOCK, RAIL CAR PARTS						\$ 115,802.00	\$115,802.00
TRAPEZE SOFTWARE GROUP, INC.	TRAPEZE MASTER AGREEMENT	P34149	12/1/2014	Nine (9) Years	\$ 25,325,653.00		\$ 13,104,272.25	\$ 2,890,395.84
TRAPEZE SOFTWARE GROUP, INC.	STOCK, COMMUNICATIONS PARTS						\$42,700.00	\$ 207,773.00
TRAVELER'S AID OF METROPOLITAN ATLANTA, INC.DBA HOPE ATLANTA	PROFESSIONAL SERVICES FOR HOMELESS OUTREACH	L47029	8/7/2020	One (1) Year	\$ 1,844,769.43		\$1,289,939.35	\$ 583,543.71
TRESCAL, INC.	CALIBRATION SERVICES FOR TEST EQUIPMENT AT MARTA FACILITIES	Q50192					\$61,741.00	\$ 48,975.00
TROUPE, YUL	WORKERS COMPENSATION LOST WAGE PAYMENTS						\$37,438.79	\$ 37,438.79
TRUE COLORS THEATRE COMPANY, INC.	TRUE COLORS ARTBOUND LIVE SPECIAL EVENT	L48160	2/8/2021	One (1) Year	\$ 53,844.00		\$53,844.00	\$ 30,644.00
TSUNAMI VOLLEYBALL INC	TSUNAMI (5163 OLD DIXIE HIGHWAY)-RETURN OF SECURITY DEPOSIT					\$ 25,061.35	\$25,061.35	\$ 25,061.35
TUCKER, CRYSTAL	WORKERS COMPENSATION LOST WAGE PAYMENTS							\$ 24,120.00
TURBO POWER SYSTEMS, LTD (WIRE ONLY)	STOCK, RAIL CAR PARTS					\$ 148,281.36	\$ 54,252.83	\$ 54,252.83
TX CHILD SUPPORT SDU	GARNISHMENT - CHILD SUPPORT - PAYROLL DEDUCTION							\$ 21,163.68
UBER	MARTA-UBER PARTNERSHIP DURING SEVERE SERVICE DISRUPTION	L46827	5/15/2020	One(1) Year	\$ 500,000.00		\$ 346,008.62	\$ 201,303.71

METROPOLITAN ATLANTA RAPID TRANSIT AUTHORITY								
PAYMENTS AND CONTRACTS \$20,000 OR MORE								
(FOR THE PERIOD OF JULY 1, 2023 THROUGH JUNE 30, 2024)								
	PURPOSE	Contract Number	AWARD DATE	BASE TERM W/ OPTIONS	AWARD AMOUNT	PAYMENTS MADE VIA SMALL PURCHASES, PO OR OTHER	TOTAL CONTRACT VALUE PAID TO DATE IN AP	TOTAL PAID IN FY 24
ULINE INC.	STOCK, TOOLS & SUPPLIES					\$63,745.00	\$86,925.00	\$86,925.00
UNDER CONTROL SOFTWARE LLC	POLICE MANAGEMENT INFORMATION SYSTEM SOFTWARE MAINTENANCE AND SUPPORT	P50271	4/1/2023	Twenty-One (21) Months w/One (1) One (1) Year	\$142,099.00		\$ 89,513.00	\$ 51,555.00
UNITED REFRIGERATION-COLLEGE P	STOCK, TOOLS & SUPPLIES						\$ 45,000.00	\$ 45,000.00
UNITED REFRIGERATION-COLLEGE P	STOCK, RAIL PARTS					\$ 30,000.00		
UNITED STATES TREASURY	ANNUAL FEDERAL HEALTHCARE TAX							\$ 23,409.05
UNIVERSAL AIR FILTER COMPANY	STOCK, BUS PARTS					\$ 68,340.00		
UNIVERSAL ENVIRONMENTAL SVCS,	REMOVAL & DISPOSAL OF WASTEWATER AND SLUDGE FROM VARIOUS MARTA FACILITIES	B48661	1/28/2022	Two (2) Years w/ Three (3) One (1) Year	\$ 2,991,900.00		\$ 1,244,760.67	\$ 381,888.35
UNIVERSAL METAL WORKS, LLC	STOCK, RAIL CAR PARTS						\$ 55,080.00	\$ 55,080.00
UNIVERSAL PROTECTION SERVICE, LP	ARMED SECURITY GUARD COVERAGE FOR REVENUE OPERATIONS	B48759	12/26/2021	Two (2) Years w/ One (1) One (1) Year	\$ 778,872.00		\$ 647,125.76	\$ 314,337.11
UPE, INC.	STOCK, RAIL CAR PARTS.						\$ 27,090.00	\$ 27,090.00
UPMC BENEFIT MANAGEMENT SERVICES, INC.	LEAVE OF ABSENCE ADMINISTRATION PROGRAM	P35334	5/1/2016	Three (3) Years w/ Two (2) One (1) Year	\$ 1,705,750.00		\$ 502,720.50	\$ 28,434.50
UPMC BENEFIT MANAGEMENT SERVICES, INC.	LEAVE MANAGEMENT SERVICES	P47301	10/1/2021	Three (3) Years w/ Two (2) One (1) Year	\$ 2,096,688.00		\$ 877,820.60	\$ 320,011.10
UPMC BENEFIT MANAGEMENT SERVICES, INC.	RATIFICATION-P35334 PROPERTY AND CASUALTY INSURANCE ADMINISTRATION SERVICES: FMLA, DISABILITY, LONG-TERM SICK LEAVE.					\$ 58,454.50	\$ 58,454.50	\$ 58,454.50
US ELECTRICAL SERVICES, INC DBA LADE- DANLAR	ELECTRO SWITCH RELAY & HARMONY PUSH BUTTON							\$ 48,699.40
US ELECTRICAL SERVICES, INC DBA LADE- DANLAR	PANALARM, POWER SUPPLY, P/N 90P18X6D1C6D					\$ 87,284.24		
US ELECTRICAL SERVICES, INC DBA LADE- DANLAR	ELECTRO SWITCH RELAY & HARMONY PUSH BUTTON					\$ 48,699.40		
USIS, INC. DBA AMERISYS	WORKER'S COMPENSATION/MANAGED CARE ORGANIZATION (MCO)	P42659	3/26/2019	Two (2) Years w/ Three (3) One (1) Year	\$ 2,201,868.00		\$1,711,659.68	\$ 438,516.20
USIS, INC. DBA AMERISYS	WORKERS COMPENSATION EXPENSE PAYMENTS						\$144,567.50	\$ 144,567.50

METROPOLITAN ATLANTA RAPID TRANSIT AUTHORITY								
PAYMENTS AND CONTRACTS \$20,000 OR MORE								
(FOR THE PERIOD OF JULY 1, 2023 THROUGH JUNE 30, 2024)								
	PURPOSE	Contract Number	AWARD DATE	BASE TERM W/ OPTIONS	AWARD AMOUNT	PAYMENTS MADE VIA SMALL PURCHASES, PO OR OTHER	TOTAL CONTRACT VALUE PAID TO DATE IN AP	TOTAL PAID IN FY 24
USSC GROUP, INC.	STOCK, RAIL CAR PARTS					\$ 24,520.28		
UTC RAIL & AIR SOURCES, INC.	PROCUREMENT OF AC WHEEL/ AXLE OVERHEAD AND REPAIR - CAPITAL FUNDED	B36724	8/12/2016	Three (3) Years w/ One (1) One (1) Year	\$ 11,200,521.20		\$2,700,961.00	\$ 1,139,530.90
UTILITIES PROTECTION CENTER	UTILITIES CONSULTING						\$30,691.78	\$ 30,691.78
VALARIE RIVERA	WORKERS COMPENSATION LOST WAGE PAYMENTS						\$21,600.00	\$ 21,600.00
VAPOR STONE RAIL SYSTEMS..	CQ312 DOOR SYSTEM PARTS	P49800	8/15/2022	Two (2) Years	\$ 1,550,337.50		\$3,286,685.71	\$ 956,939.54
VAPOR STONE RAIL SYSTEMS..	STOCK, RAIL CAR PARTS						\$99,901.46	\$99,901.46
VARIDESK, LLC	OFFICE FURNITURE	P50306	11/10/2023	Two (2) Years	\$ 3,000,000.00			
VERIZON WIRELESS MS..G. SRVC.	MOBILE BROADBAND DATA PLAN SERVICE & MACHINE TO MACHINE DATA PLAN SERVICE	P50155	7/1/2022	Two (2) Years	\$ 468,551.72		\$231,692.68	\$ 123,241.61
VERIZON WIRELESS MS..G. SRVC.	VERIZON AGREEMENT FOR THE SUMMERHILL PROJECT	P50394	8/14/2023	None	\$ 24,174.00		\$ 24,174.00	\$ 24,174.00
VERMONT MUTUAL INSURANCE COMPANY	LEGAL SETTLEMENT							\$ 20,575.00
VERTEX, INC.	RENEWAL OF THE VERTEX PAYROLL TAXDAT Q SERIES PAYROLL SOFTWARE					\$ 21,402.00		
VULCANITE PTY-LTD	STOCK, RAIL CAR PARTS						\$ 20,000.00	\$ 20,000.00
W. W. WILLIAMS.. SE, INC.	PROCUREMENT OF BUS MIDLIFE OVERHAUL LABOR	B44856A	9/1/2022	Three (3) Years	\$ 3,398,512.80		\$669,559.95	\$ 579,647.25
W. W. WILLIAMS.. SE, INC.	NEW AND REMANUFACTURED TRANSMISSIONS AND OVERHAUL/REPAIRS- GROUPS 1&2	B46990	9/1/2022	Four (4) Years	\$ 7,286,132.00		\$1,362,654.05	\$ 572,795.07
W. W. WILLIAMS.. SE, INC.	STORE, BUS PARTS					\$ 565,348.18	\$ 593,751.56	\$ 593,751.56
W. W. WILLIAMS.. SE, INC.	STOCK, RAIL CAR PARTS					\$ 57,404.00	\$ 57,404.00	\$ 57,404.00
WABTEC PASSENGER TRANSIT	STOCK, RAIL CAR PARTS							\$ 1,555,634.65
WABTEC PASSENGER TRANSIT	STOCK, RAIL CAR PARTS						\$39,060.00	\$ 39,060.00

METROPOLITAN ATLANTA RAPID TRANSIT AUTHORITY

PAYMENTS AND CONTRACTS \$20,000 OR MORE

(FOR THE PERIOD OF JULY 1, 2023 THROUGH JUNE 30, 2024)

	PURPOSE	Contract Number	AWARD DATE	BASE TERM W/ OPTIONS	AWARD AMOUNT	PAYMENTS MADE VIA SMALL PURCHASES, PO OR OTHER	TOTAL CONTRACT VALUE PAID TO DATE IN AP	TOTAL PAID IN FY 24
WADE FORD	STOCK, RAIL CAR PARTS						\$42,831.00	\$ 42,831.00
WADE FORD	NON-REVENUE VEHICLES	P50146	10/19/2022	Six (6) Years	\$ 1,334,875.00		\$1,329,205.00	\$ 458,690.00
WADE FORD	FOR NON-REVENUE VEHICLES UNDER STATE OF GEORGIA CONTRACT 9999-001-SPD0000183-0006	P50285	8/24/2023	One (1) Year	\$ 1,757,216.00			\$ 992,978.00
WALMART INC	EMPLOYEE HOLIDAY GIFT CARD							\$ 444,840.00
WALTON SIGNAGE, LTD	BUS SIGNAGE	P40714	Five (5) Years		\$ 6,610,491.27			\$ 1,327,802.32
WASTE MANAGEMENT OF ATLANTA	REFUSE & REMOVAL SERVICES	B38146	3/14/2017	Four (4) Years w/ One (1) One (1) Year	\$ 1,337,884.80		\$464,251.77	\$ 272,115.75
WEAVER, FRADANA	WORKERS COMPENSATION LOST WAGE PAYMENTS							\$ 36,147.00
WEDLOWE, DER'EK L	WORKERS COMPENSATION LOST WAGE PAYMENTS							\$ 28,423.20
WELLS FARGO BANK N.A.	REPRESENTED EMPOLYESS RETIREMENT FUND							\$ 195,947.40
WELLS FARGO BANK, N.A.	REPRESENTED EMPOLYESS RETIREMENT FUND							\$ 7,311,271.97
WELLS, LEE	WORKERS COMPENSATION LOST WAGE PAYMENTS							\$ 29,127.84
WELLSTAR NORTH FULTON HOSPITAL, INC.	WORKERS COMPENSATION MEDICAL PAYMENTS							\$ 131,620.35
WEST CHATHAM WARNING DEVICES, INC.	VEHICLE UPLIFT						\$ 46,291.71	\$ 46,291.71
WESTMATIC CORPORATION	STOCK, TOOLS & SUPPLIES						\$ 24,422.10	\$ 24,422.10
WEX BANK DBA WRIGHT EXPRESS FINANCIAL SVC.	PROCUREMENT OF FUEL CARD SERVICE	P44378	9/8/2020	One (1) Year w/Four (4) One (1) Year	\$ 4,357,635.00		\$ 706,814.29	\$ 129,887.80
WG SOURCING, INC.	STOCK, RAIL CAR PARTS					\$ 22,480.00	\$ 22,480.00	\$ 22,480.00
WHITEHOUSE ADVERTISING & DESIGN, INC.	RATIFICATION (WHITEHOUSE ADVERTISING & DESIGN DESIGN/LAYOUT					\$ 28,095.00		\$ 28,095.00
WHITEHOUSE ADVERTISING & DESIGN, INC.	PROFESSIONAL SERVICES FOR AD AGENCY GRAPHIC DESIGN-WHITEHOUSE	L50416	10/23/2023	Ten (10) Years	\$ 50,000.00	\$ 50,000.00	\$ 33,430.00	\$ 33,430.00

METROPOLITAN ATLANTA RAPID TRANSIT AUTHORITY

PAYMENTS AND CONTRACTS \$20,000 OR MORE

(FOR THE PERIOD OF JULY 1, 2023 THROUGH JUNE 30, 2024)

	PURPOSE	Contract Number	AWARD DATE	BASE TERM W/ OPTIONS	AWARD AMOUNT	PAYMENTS MADE VIA SMALL PURCHASES, PO OR OTHER	TOTAL CONTRACT VALUE PAID TO DATE IN AP	TOTAL PAID IN FY 24
WILLIAMS, CHERRY O	WORKERS COMPENSATION LOST WAGE PAYMENTS							\$ 23,400.00
WILLIAMS..., DONALD J.	WORKERS COMPENSATION LOST WAGE PAYMENTS							\$ 36,565.34
WILSON, DENISE	WORKERS COMPENSATION LOST WAGE PAYMENTS							\$ 29,236.54
WIMBLEY, DERICK	WORKERS COMPENSATION LOST WAGE PAYMENTS						\$ 23,400.00	\$ 34,331.90
WINFIELD MEDICAL SOLUTIONS LLC	WORKERS COMPENSATION MEDICAL PAYMENTS						\$ 36,565.34	\$ 24,689.79
WLG ATLANTA, LLC	LEGAL SETTLEMENT						\$ 29,236.54	\$ 336,500.00
WOODWARD, LISA D.	WORKERS COMPENSATION LOST WAGE PAYMENTS						\$ 34,331.90	\$ 37,693.20
WORLDWIDE ENTERPRISE, INC.	2024 FREIGHTLINER M2/106 2500 GALLON VACUUM TRUCK						\$155,011.51	\$ 155,011.51
WURTH USA INC	BUS FASTENERS	B50207	6/30/2023	Three (3) Years w/ Two (2) One (1) Year	\$ 2,909,379.00	\$5,406,901.80	\$416,556.87	\$303,883.46
WYMAN COOK	WORKERS COMPENSATION LOST WAGE PAYMENTS						\$58,235.99	\$ 58,164.23
YANCEY BROS. CO. DBA YANCEY POWER SYSTEMS.	INSPECTION AND MAINTENANCE OF GENERATOR SERVICES AUTHORITY WIDE	B46991	9/13/2021	Two (2) Years w/Three (3) One (1) Year	\$ 371,327.37		\$934,103.78	\$ 35,465.06
YELLOBEE STUDIO	PROFESSIONAL SERVICES FOR AD AGENCY GRAPHIC DESIGN- YELLOBEE	L50418				\$ 77,500.00	\$170,936.14	\$ 32,507.00
ZAYO FIBER SOLUTIONS, LLC.	DESIGN AND FURNISH WIDE AREA NETWORK (WAN) CONNECTIVITY-30 YEAR LEASE	P4955	7/7/2005	Thirty (30) Years	\$ 4,139,840.00		\$635,041.88	\$ 73,305.00
ZDRILICH INJURY, LLS	LEGAL SETTLEMENTS						\$ 934,103.78	\$ 125,000.00
ZOEY DE PEAZER	WORKERS COMPENSATION LOST WAGE PAYMENTS						\$ 170,936.14	\$ 31,123.71
ZONAR SYSTEMS..., INC.	ZONAR SERVICES AGREEMENT	P50177	10/27/2022	Five (5) years	\$ 903,494.97		\$ 635,041.88	\$ 202,874.70
LIST OF NAMES	STRUCTURAL INSPECTION ENGINEERING SERVICES	AE22541	8/21/2012	Five (5) Years w/Five (5) One (1) Year	\$ 5,250,000.00			

METROPOLITAN ATLANTA RAPID TRANSIT AUTHORITY

PAYMENTS AND CONTRACTS \$20,000 OR MORE

(FOR THE PERIOD OF JULY 1, 2023 THROUGH JUNE 30, 2024)

	PURPOSE	Contract Number	AWARD DATE	BASE TERM W/ OPTIONS	AWARD AMOUNT	PAYMENTS MADE VIA SMALL PURCHASES, PO OR OTHER	TOTAL CONTRACT VALUE PAID TO DATE IN AP	TOTAL PAID IN FY 24
VOLKERT, INC.	STRUCTURAL INSPECTION ENGINEERING SERVICES							\$ 78,837.68
LIST OF NAMES	SAFETY, HEALTH, AND INDUSTRIAL HYGIENE CONSULTING SERVICES	AE24109	9/4/2013	Five (5) Years w/Five (5) One (1) Year	\$ 14,750,000.00			
APEX COMPANIES, LLC	SAFETY, HEALTH, AND INDUSTRIAL HYGIENE CONSULTING SERVICES							\$ 1,090,605.92
LIST OF NAMES	ENVIRONMENTAL ENGINEERING CONSULTING SERVICES	AE30754	1/26/2015	Five (5) Years w/Five (5) One (1) Year	\$ 30,000,000.00			
URS CORPORATION	ENVIRONMENTAL ENGINEERING CONSULTING SERVICES							\$ 1,970,729.70
LIST OF NAMES	GEOTECHNICAL ENGINEERING CONSULTING SERVICES	AE31185	9/15/2014	Five (5) Years w/Five (5) One (1) Year	\$ 2,000,000.00			
WSP USA, INC.	GEOTECHNICAL ENGINEERING CONSULTING SERVICES							\$ 170,936.14
LIST OF NAMES	MATERIALS TESTING CONSULTING SERVICES	AE31187	9/15/2014	Five (5) Years w/ Five (5) One (1) Year	\$ 6,000,000.00			
TERRACON CONSULTANTS, INC.	MATERIALS TESTING CONSULTING SERVICES							\$ 65,923.23
LIST OF NAMES	COMMUNICATION SYSTEMS.. & ELECTRICAL ENGINEERING SERVICES	AE37557	7/19/2017	Three (3) Years w/Two (2) One (1) Year	\$ 10,296,000.00			
HNTB CORPORATION	COMMUNICATION SYSTEMS.. & ELECTRICAL ENGINEERING SERVICES - HNTB							\$ 64,734.99

METROPOLITAN ATLANTA RAPID TRANSIT AUTHORITY

PAYMENTS AND CONTRACTS \$20,000 OR MORE

(FOR THE PERIOD OF JULY 1, 2023 THROUGH JUNE 30, 2024)

	PURPOSE	Contract Number	AWARD DATE	BASE TERM W/ OPTIONS	AWARD AMOUNT	PAYMENTS MADE VIA SMALL PURCHASES, PO OR OTHER	TOTAL CONTRACT VALUE PAID TO DATE IN AP	TOTAL PAID IN FY 24
LIST OF NAMES	ARCHITECTUAL AND ENGINEERING DESIGN SERVICES FOR MARTA'S STATION REHABILITATION PROGRAM	AE43955	2/11/2020	Three (3) Years w/Two (2) One (1) Year	\$ 41,666,666.00			
ARCADIS U. S., INC	STATION REHAB PROGRAM							\$ 649,785.22
AXIS INFRASTRUCTURE, LLC	STATION REHAB PROGRAM							\$ 1,027,222.77
CHASM ARCHITECTURE, LLC	STATION REHAB PROGRAM							\$ 845,975.38
PERKINS & WILL, INC.	STATION REHAB PROGRAM							\$ 470,297.93
POND & COMPANY	STATION REHAB PROGRAM							\$ 283,767.24
LIST OF NAMES	SYSTEMS.. ENGINEERING SERVICES	AE46193	11/1/2021	Three (3) Years w/Two (2) One (1) Year	\$ 10,000,000.00			
HNTB CORPORATION	SYSTEMS.. ENGINEERING SERVICES							\$ 1,523,412.11
WSP USA, INC.	SYSTEMS.. ENGINEERING SERVICES							\$ 700,032.59
LIST OF NAMES	FIVE POINTS STATION TRANSFORMATION CONSULTING SERVICES	AE47796	9/9/2021	Five (5) Years	\$ 15,000,000.00			
SKIDMORE, OWINGS & MERRILL LLC	FIVE POINTS STATION TRANSFORMATION	AE47796						\$ 7,372,119.04
LIST OF NAMES	TECHNICAL SUPPORT SERVICES FOR AUTOMATED FARE COLLECTION (AFC) 2.0	AE48067	7/26/2021	Three (3) Years w/Four (4) One (1) Year	\$ 2,135,564.04			
AECOM TECHNICAL SERVICES	TECHNICAL SUPPORT SERVICES FOR AUTOMATED FARE COLLECTION (AFC) 2.0							\$ 411,925.43

METROPOLITAN ATLANTA RAPID TRANSIT AUTHORITY

PAYMENTS AND CONTRACTS \$20,000 OR MORE

(FOR THE PERIOD OF JULY 1, 2023 THROUGH JUNE 30, 2024)

	PURPOSE	Contract Number	AWARD DATE	BASE TERM W/ OPTIONS	AWARD AMOUNT	PAYMENTS MADE VIA SMALL PURCHASES, PO OR OTHER	TOTAL CONTRACT VALUE PAID TO DATE IN AP	TOTAL PAID IN FY 24
KIMLEY-HORN AND ASSOCIATES, INC.	DESIGN SERVICES FOR SUMMERHILL BUS RAPID TRANSIT							\$ 620,732.83
LIST OF NAMES	INFRASTRUCTURE ARCHITECTURAL ENGINEERING CONSULTING SERVICES	AE49819	4/26/2022	Three (3) Years w/Two (2) One (1) Year	\$ 30,000,000.00			
HNTB CORPORATION	INFRASTRUCTURE ARCHITECTURAL ENGINEERING CONSULTING SERVICES							\$ 7,266,037.85
POND & COMPANY	INFRASTRUCTURE ARCHITECTURAL AND ENGINEERING CONSULTING SERVICES							\$ 1,597,399.09
WSP USA, INC.	INFRASTRUCTURE ARCHITECTURAL AND ENGINEERING CONSULTING SERVICES							\$ 1,971,691.07
LIST OF NAMES	BUS AND RAIL VEHICLE CONSULTING SERVICES	AE50114	12/1/2022	Three (3) Years w/Two (2) One (1) Year	\$ 10,979,505.00			
HATCH ASSOCIATES CONSULTANTS, INC.	BUS AND RAIL VEHICLE CONSULTING SERVICES							\$ 2,057,855.35
WSP USA, INC.	BUS AND RAIL VEHICLE CONSULTING SERVICES (BUS)							\$ 58,235.99
WSP USA, INC.	BUS AND RAIL VEHICLE CONSULTING SERVICES (RAIL)							\$ 670,920.76
LIST OF NAMES	DESIGN SERVICES FOR CLAYTON COUNTY MULTIPURPOSE OPERATIONS & MAINTENANCE FACILITY	AE50123	8/25/2022	Two (2) Years w/Two (2) One (1) Year	\$ 23,000,000.00			
STV INCORPORATED	DESIGN SERVICES FOR CLAYTON COUNTY MULTIPURPOSE OPERATIONS & MAINTENANCE FACILITY							\$ 8,093,960.65
LIST OF NAMES	DESIGN SERVICES FOR CLAYTON COUNTY MULTIPURPOSE OPERATIONS & MAINTENANCE FACILITY	AE50149	2/21/2023	Three (3) Years w/Two (2) One (1) Year	\$ 3,000,000.00			
VOLKERT - CERM JOINT VENTURE	STRUCTURAL INSPECTION ENGINEERING SERVICES							\$ 70,995.21

METROPOLITAN ATLANTA RAPID TRANSIT AUTHORITY

PAYMENTS AND CONTRACTS \$20,000 OR MORE

(FOR THE PERIOD OF JULY 1, 2023 THROUGH JUNE 30, 2024)

	PURPOSE	Contract Number	AWARD DATE	BASE TERM W/ OPTIONS	AWARD AMOUNT	PAYMENTS MADE VIA SMALL PURCHASES, PO OR OTHER	TOTAL CONTRACT VALUE PAID TO DATE IN AP	TOTAL PAID IN FY 24
VOLKERT, INC.	STRUCTURAL INSPECTION ENGINEERING SERVICES							\$ 135,195.72
LIST OF NAMES	ATLANTA STREETCAR EAST EXTENSION	AE50293	12/14/2023	Two (2) Years w/One (1) One (1) Year	\$ 11,500,000.00			
HDR ENGINEERING, INC.	ATLANTA STREETCAR EAST EXTENSION							\$ 51,794.91
LIST OF NAMES	TARGETED CLEANING SERVICES	B47530	7/18/2022	Three (3) Years w/Two (2) One (1) Year	\$36,790,256.62			
A-ACTION JANITORIAL SERVICE, INC.	TARGETED CLEANING SERVICES - ZONE 7							\$ 1,398,549.34
BRIGHTER IMAGE, INC.	TARGETED CLEANING SERVICES - ZONE 5							\$ 884,186.53
DISINFECTANT SOLUTIONS OF ATLANTA LLC	TARGETED CLEANING SERVICES WILL-CALL ZONES 1-7							\$ 55,641.38
IMAGANN CLEANING SERVICE, INC.	TARGETED CLEANING SERVICES - ZONE 1							\$ 503,650.82
KEYSTONE MANAGEMENT, LLC	TARGETED CLEANING SERVICES - ZONE 4							\$ 1,997,047.52
L7FS, LLC	TARGETED CLEANING SERVICES - ZONE 3							\$ 882,398.86
PUBLIC FACILITIES & SERVICES	TARGETED CLEANING SERVICES - ZONE 2							\$ 860,725.74
VECTOUR GROUP, INC.	TARGETED CLEANING SERVICES - ZONE 6							\$ 646,092.37
LIST OF NAMES	MARTA'S PLANNING SUPPORT AND TECHNICAL SERVICES	P39820	1/23/2018	Three (3) Years w/Two (2) One (1) Year	\$99,300,000.00			
AECOM TECHNICAL SERVICES	MARTA'S PLANNING SUPPORT AND TECHNICAL SERVICES - AECOM							\$ 3,313,101.46

METROPOLITAN ATLANTA RAPID TRANSIT AUTHORITY

PAYMENTS AND CONTRACTS \$20,000 OR MORE

(FOR THE PERIOD OF JULY 1, 2023 THROUGH JUNE 30, 2024)

	PURPOSE	Contract Number	AWARD DATE	BASE TERM W/ OPTIONS	AWARD AMOUNT	PAYMENTS MADE VIA SMALL PURCHASES, PO OR OTHER	TOTAL CONTRACT VALUE PAID TO DATE IN AP	TOTAL PAID IN FY 24
HNTB CORPORATION	MARTA'S PLANNING SUPPORT AND TECHNICAL SERVICES - HNTB							\$ 3,060,906.08
WSP USA, INC.	MARTA'S PLANNING SUPPORT AND TECHNICAL SERVICES - WSP USA							\$ 2,294,332.03
LIST OF NAMES	CONSTRUCTION MANAGEMENT AT RISK (CMAR) WITH PRE- CONSTRUCTION SERVICES TO SUPPORT STATION REHABILITATION PROGRAM	P44312	3/26/2020	Five (5) Years	\$300,000,000.00			
CARROLL DANIEL/MOODY A JOINT VENTURE	CMAR FOR STATION REHAB PROGRAM							\$ 31,991,378.48
NEW SOUTH - SYNERGY A JOINT VENTURE	CMAR FOR STATION REHAB PROGRAM							\$ 16,775,892.34
REEVES YOUNG-CERM	CMAR FOR STATION REHAB PROGRAM							\$ 5,492,641.98
LIST OF NAMES	CAD/AVL - PILOT CONTRACT	P44859	2/1/2024	Three (3) Years w/Maintenance & Inspection Option 5	\$ 10,548,750.00			
CLEVER DEVICES LTD.	CAD/AVL - PILOT CONTRACT							\$ 50,000.00
INEO SYSTRANS USA INC	CAD/AVL - PILOT CONTRACT							\$ 50,000.00
LIST OF NAMES	FIVE POINTS TRANSFORMATION CMAR	P46354	2/24/2022	Three (3) Years	\$ 69,000,000.00			
SKANSKA USA BUILDING, INC.	FIVE POINTS TRANSFORMATION CMAR							\$ 997,041.35
LIST OF NAMES	GENERAL COUNSEL AND OTHER LEGAL SERVICES	P46721	2/1/2021	Five (5) Years	\$21,000,000.00			
APPELBAUM & ASSOC., P.C.	GENERAL COUNSEL AND OTHER LEGAL SERVICES							\$ 117,576.33

METROPOLITAN ATLANTA RAPID TRANSIT AUTHORITY

PAYMENTS AND CONTRACTS \$20,000 OR MORE

(FOR THE PERIOD OF JULY 1, 2023 THROUGH JUNE 30, 2024)

	PURPOSE	Contract Number	AWARD DATE	BASE TERM W/ OPTIONS	AWARD AMOUNT	PAYMENTS MADE VIA SMALL PURCHASES, PO OR OTHER	TOTAL CONTRACT VALUE PAID TO DATE IN AP	TOTAL PAID IN FY 24
BONDURANT MIXSON & ELMORE LLP	GENERAL COUNSEL AND OTHER LEGAL SERVICES							\$ 191,184.70
DENTONS US, LLP	GENERAL COUNSEL AND OTHER LEGAL SERVICES							\$ 24,648.00
GRAY, RUST, ST. AMAND, MOFFETT & BRIESKE, LLP	GENERAL COUNSEL AND OTHER LEGAL SERVICES							\$ 517,750.03
GREENBERG TRAUIG, LLP	GENERAL COUNSEL AND OTHER LEGAL SERVICES							\$ 481,037.11
HICKCOX, ROBERTSON & STUNDA, LLC	GENERAL COUNSEL AND OTHER LEGAL SERVICES							\$ 115,235.39
JACKSON LEWIS P.C.	GENERAL COUNSEL AND OTHER LEGAL SERVICES							\$ 655,109.54
JAMES E DEARING, JR, P.C.	GENERAL COUNSEL AND OTHER LEGAL SERVICES							\$ 36,728.70
JAMES E. MCGUIRE, LLC	GENERAL COUNSEL AND OTHER LEGAL SERVICES							\$ 123,932.75
LAW OFFICE OF CAMERON HAWKINS	GENERAL COUNSEL AND OTHER LEGAL SERVICES							\$ 448,770.50
LEWIS BRISBOIS BISGAARD & SMITH	GENERAL COUNSEL AND OTHER LEGAL SERVICES							\$ 416,743.69
MABRY & MCCLELLAND, LLP	GENERAL COUNSEL AND OTHER LEGAL SERVICES							\$ 182,219.65
MORRIS MANNING & MARTIN, LLP	GENERAL COUNSEL AND OTHER LEGAL SERVICES							\$ 60,785.00
MOZLEY, FINLAYSON & LOGGINS, LLP	GENERAL COUNSEL AND OTHER LEGAL SERVICES							\$ 144,818.70
PARKER POE ADAMS. & BERNSTEIN LLP	GENERAL COUNSEL AND OTHER LEGAL SERVICES							\$ 243,289.37
SMITH, GAMBRELL & RUSSELL, LLP	GENERAL COUNSEL AND OTHER LEGAL SERVICES							\$ 255,571.40
TAYLOR ENGLISH DUMA, LLP	GENERAL COUNSEL AND OTHER LEGAL SERVICES							\$ 60,802.50
THE LAW OFFICE OF DON EDWARDS	GENERAL COUNSEL AND OTHER LEGAL SERVICES							\$ 188,451.54
THOMAS KENNEDY SAMPSON & TOMPKINS LLC	GENERAL COUNSEL AND OTHER LEGAL SERVICES							\$ 168,336.17

METROPOLITAN ATLANTA RAPID TRANSIT AUTHORITY

PAYMENTS AND CONTRACTS \$20,000 OR MORE

(FOR THE PERIOD OF JULY 1, 2023 THROUGH JUNE 30, 2024)

	PURPOSE	Contract Number	AWARD DATE	BASE TERM W/ OPTIONS	AWARD AMOUNT	PAYMENTS MADE VIA SMALL PURCHASES, PO OR OTHER	TOTAL CONTRACT VALUE PAID TO DATE IN AP	TOTAL PAID IN FY 24
WEINBERG WHEELER HUDGINS GUNN & DIAL, LLC	GENERAL COUNSEL AND OTHER LEGAL SERVICES							\$ 345,302.89
WEISSMAN PC	GENERAL COUNSEL AND OTHER LEGAL SERVICES							\$ 51,662.50
LIST OF NAMES	PROCUREMENT OF SPECIALIZED PROFESSIONAL SERVICES	P47520	6/17/2021	Three (3) Years w/Two (2) One (1) Year	\$25,920,156.00			
CLIENTSOLV TECHNOLOGIES	PROCUREMENT OF SPECIALIZED PROFESSIONAL SERVICES							\$ 195,225.00
GANTEC CORPORATION	PROCUREMENT OF SPECIALIZED PROFESSIONAL SERVICES							\$ 1,267,800.00
HNTB CORPORATION	PROCUREMENT OF SPECIALIZED PROFESSIONAL SERVICES							\$ 2,489,109.08
INFOSYS LIMITED	PROCUREMENT OF SPECIALIZED PROFESSIONAL SERVICES							\$ 2,785,270.80
NUMBERS ONLY, INC.	PROCUREMENT OF SPECIALIZED PROFESSIONAL SERVICES							\$ 2,991,678.25
POLARIS ASSOCIATES, INC.	PROCUREMENT OF SPECIALIZED PROFESSIONAL SERVICES							\$ 2,129,430.00
LIST OF NAMES	CONSULTING SERVICES	P48713	10/5/2022	One (1) Year	\$833,500.00			
HKS, INC.	CONSULTING SERVICES FOR H.E. HOLMES STATION MASTER PLAN							\$ 208,324.00
WSP USA, INC.	CONSULTING SERVICES FOR INDIAN CREEK STATION MASTERS PLAN							\$ 262,100.00
LIST OF NAMES	CONSULTING SERVICES	P50097	5/12/2023	Three (3) Two (2) One (1) Year	\$ 76,000,000.00			
HNTB CORPORATION	MARTA'S GENERAL PLANNING CONSULTING PROFESSIONAL SERVICES-HNTB							\$ 1,556,482.91
VANASSE HANGEN BRUSTLIN, INC. (VHB)	MARTA'S GENERAL PLANNING CONSULTING PROFESSIONAL SERVICES-VHB							\$ 3,285,887.43

METROPOLITAN ATLANTA RAPID TRANSIT AUTHORITY

PAYMENTS AND CONTRACTS \$20,000 OR MORE

(FOR THE PERIOD OF JULY 1, 2023 THROUGH JUNE 30, 2024)

	PURPOSE	Contract Number	AWARD DATE	BASE TERM W/ OPTIONS	AWARD AMOUNT	PAYMENTS MADE VIA SMALL PURCHASES, PO OR OTHER	TOTAL CONTRACT VALUE PAID TO DATE IN AP	TOTAL PAID IN FY 24
WSP USA, INC.	MARTA'S GENERAL PLANNING CONSULTING PROFESSIONAL SERVICES- WSP							\$ 635,041.88

METROPOLITAN ATLANTA RAPID TRANSIT AUTHORITY

INCREASES OF EXISTING BOARD APPROVED CONTRACTS

There were eighty-three increases of existing contracts during FY 2024.

**METROPOLITAN ATLANTA RAPID TRANSIT AUTHORITY
INCREASES OF EXISTING BOARD APPROVED CONTRACTS
(JULY 1, 2023 THROUGH JUNE 30, 2024)**

PAYEE	PURPOSE	PREVIOUS VALUE	ADJUSTMENT AMOUNT	NEW VALUE
AXIOM CORP, GANTEC CORP; HNTB CORP; INFOSYS LTD; NUMBERS ONLY INC.; POLARIS ASSOCIATES	P47520 - SPECIALIZED PROFESSIONAL SERVICES	\$ 25,500,000.00	\$ 8,930,097.00	\$ 34,430,097.00
AXON ENTERPRISE, INC	P47663 - BODY WORN CAMERAS, VIDEO STORAGE AND ACCESSORIES	\$ 3,357,744.50	\$ 629,191.50	\$ 3,986,936.00
CADUCEUS OCCUPATIONAL MEDICAL	P38752-A - OCCUPATIONAL MEDICAL SERVICES	\$ 1,831,939.42	\$ 163,746.00	\$ 1,955,685.42
CANNON SOLUTIONS AMERICA INC.	B50184 - MULTI-FUNCTIONAL PRINTERS LEASE AND MAINTENANCE SERVICES	\$ 1,346,353.00	\$ 423,940.00	\$ 1,770,293.04
CANON SOLUTIONS AMERICA, INC.	B50184 - MULTI-FUNCTIONAL PRINTERS LEASE AND MAINTENANCE SERVICES	\$ 1,346,353.04	\$ 423,940.00	\$ 1,770,293.04
CLEARWATER ANALYTICS, LLC	P42566 - INVESTMENT PORTFOLIO MANAGEMENT SUBSCRIPTION	\$ 193,750.00	\$ 197,850.00	\$ 391,600.00
DILIGENT CANADA	L46790 - PROFESSIONAL SERVICES FOR AN INTERNAL AUDIT GRC AUTOMATION TOOL	\$ 310,916.00	\$ 64,276.00	\$ 375,192.00
ENGHOUSE TRANSPORTATION, LLC	L39961 - RENEWAL OF MAINTENANCE SUPPORT FOR TELEDRIVER 8.1.6 DRIVER MANAGEMENT SYSTEM	\$ 844,709.70	\$ 329,019.00	\$ 1,173,728.70

PAYEE	PURPOSE	PREVIOUS VALUE	ADJUSTMENT AMOUNT	NEW VALUE
HDR ENGINEERING, INC.	RFPP P50161 - FINANCIAL CAPACITY & SCENARIO PLANNING SERVICES	\$ 336,600.00	\$ 150,000.00	\$ 486,600.00
HEWLETT PACKARD ENTERPRISE COMPANY	P50134 - HARDWARE & SOFTWARE SUPPORT FOR HP SERVERS	\$ 354,540.94	\$ 55,414.62	\$ 409,955.56
HNTB, WSP, AND VHB	P50097 GENERAL PLANNING CONSULTING SERVICES	\$ 45,600,000.00	\$ 15,000,000.00	\$ 60,600,000.00
JACOBS RUSSELL MARTA TEAM	P43871 CPMO SUPPORT SERVICES	\$ 94,345,975.95	\$ 121,000,000.00	\$ 215,345,975.95
LYFT	L48275 - LYFT PARTNERSHIP	\$ 706,000.00	\$ 300,000.00	\$ 1,006,000.00
LYFT, INC.	L48275 - MARTA - LYFT PARTNERSHIP	\$ 500,000.00	\$ 206,000.00	\$ 706,000.00
LYFT, INC.	L48275 - MARTA - LYFT PARTNERSHIP	\$ 706,000.00	\$ 300,000.00	\$ 1,006,000.00
NELSON NYGAARD CONSULTING ASSOCIATES, INC.	L50415 - PROFESSIONAL SERVICES FOR TRANSIT SCHEDULING SUPPORT SERVICES	\$ 197,476.70	\$ 159,740.00	\$ 357,216.70
ORACLE AMERICA, INC.	P27978 - MAINTENANCE AND SUPPORT FOR ORACLE DATABASE, ERP AND ID MANAGEMENT LICENSES	\$ 21,106,961.05	\$ 1,831,313.17	\$ 22,938,274.22

PAYEE	PURPOSE	PREVIOUS VALUE	ADJUSTMENT AMOUNT	NEW VALUE
PRESIDIO NETWORKED SOLUTIONS, LLC	L39801 - PROFESSIONAL SERVICES FOR THE REDESIGN OF DE-CENTRALIZED ACTIVE DIRECTORY ENVIRONMENTS	\$ 196,325.00	\$ 53,000.00	\$ 249,325.00
SKANSKA USA BUILDING INC	P46354 FIVE POINTS TRANSFORMATION CMAR	\$ 7,500,000.00	\$ 212,000,000.00	\$ 219,500,000.00
SKIDMORE, OWINGS & MERRILL (SOM), LLP	AE47796 A/E SERVICES FOR FIVE POINTS STATION TRANSORMATION	\$ 15,000,000.00	\$ 18,000,000.00	\$ 33,000,000.00
STADLER US, INC.	P38186 - NEW RAIL CAR EQUIPMENT AND SERVICES CONTRACT	\$ 649,644,496.00	\$ 57,000,000.00	\$ 706,644,496.00
TRAPEZE SOFTWARE GROUP, INC.	P34149 - TRAPEZE MASTER AGREEMENT	\$ 26,085,422.60	\$ 1,500,000.00	\$ 27,585,422.60
TRAVELERS AID OF METROPOLITAN ATLANTA, INC. DBA HOPE ATLANTA	L47029 - PROFESSIONAL SERVICES FOR HOMELESS OUTREACH	\$ 936,000.01	\$ 982,800.00	\$ 1,918,800.01
UBER	L46827 - UBER PARTNERSHIP DURING SEVERE SERVICE OUTAGE	\$ 500,000.00	\$ 75,000.00	\$ 575,000.00
UBER TECHNOLOGIES, INC.	L46827 - MARTA UBER PARTNERSHIP DURING SEVERE SERVICE DISRUPTION	\$ 500,000.00	\$ 75,000.00	\$ 575,000.00

METROPOLITAN ATLANTA RAPID TRANSIT AUTHORITY

BOARD OF DIRECTORS' FEES

This report lists the total fees paid during FY 2024 to each member of the MARTA Board of Directors for their service on the Board. The report does not include travel or conference expenses.

METROPOLITAN ATLANTA RAPID TRANSIT AUTHORITY
Board of Directors Fees
Paid for the Period July 1, 2023 through June 30, 2024

<u>DIRECTOR</u>	<u>TOTAL PER DIEM FEES</u>
Blakley, Stacy	\$ 1,575.00
Durrett, James	\$ 1,575.00
Floyd, William	\$ 3,320.00
Frierson, Roderick	\$ 8,085.00
Hardage, Freda	\$ 4,750.00
Ide, Jennifer	\$ 2,100.00
Jones, Sagirah	\$ 2,100.00
Pond, John	\$ 4,410.00
Powers, Kathryn	\$ 2,625.00
Scott, Rita	\$ 10,185.00
Tzegaegbe, Jacob	\$ 1,155.00
Williamson, Valencia	\$ 1,995.00
Worthy, Thomas	\$ 7,245.00

METROPOLITAN ATLANTA RAPID TRANSIT AUTHORITY

BOARD OF DIRECTORS' TRAVEL

The following report is a detailed listing of Board of Directors' travel for FY2024.

FY2024 Summary of MARTA Board Travel					
Name	Cost Ctr	Description & Date	Amount	Purpose & Details	Code
Durrett, James	11210	Stadler Tour, Salt Lake City , UT - Dec. 4- 6, 2023	\$982.80	Overview of the new CQ400 Trains and Tour the production facility.	CP
Durrett, James	11210	2024 APTA Legislative Conference, Washington, D.C., Apr 7 - 9, 2024	\$2,464.42	Annual transit-related legislative visits with Georgia elected officials.	TC
Floyd, William	11210	Stadler Tour, Salt Lake City , UT - Dec. 4- 6, 2023	\$982.80	Overview of the new CQ400 Trains and Tour the production facility.	CP
Floyd, William	11210	2023 Transit Board Members Seminar, Birmingham, AL - July 15 - July 18, 2024	\$2,258.15	Transit Board Members come together for professional development sessions focusing on best practices in governance and creating policy for public transportation systems.	TC
Frierson, Roderick	11210	2023 APTA Transit Board Members, Birmingham, AL - July 15 - 18, 2023	\$2,030.01	Transit Board Members come together for professional development sessions focusing on best practices in governance and creating policy for public transportation systems.	TC
Frierson, Roderick	11210	2023 APTA TRANSform Conference, Orlando, FL - October 8 - 11, 2023	\$2,775.13	Provides the ideas, insights, and connections to help manage the changing mobility environment and the future of public transportation.	TC
Frierson,Roderick	11210	2024 APTA Legislative Conference, Washington, D.C., - April 7 - 9, 2024	\$2,464.42	Annual transit-related legislative visits with Georgia elected officials.	TC
Jones, Sagirah	11210	Stadler Tour, Salt Lake City, UT - Dec. 4 - 6, 2023	\$953.80	Overview of the new CQ400 Trains and Tour the production facility.	CP
Jones, Sagirah	11210	2024 APTA Legislative Conference, Washington, D.C. - Apr. 7 - 10,2024	\$2,700.98	Annual transit-related legislative visits with Georgia elected officials.	TC
Pond, Al	11210	2023 APTA Transit Board Members, Birmingham, AL - July 15 - 18, 2023	\$1,691.44	Transit Board Members come together for professional development sessions focusing on best practices in governance and creating policy for public transportation systems.	TC
Pond, Al	11210	2024 APTA Legislative Conference, Washington, D.C., - Apr . 7 - 10, 2024	\$2,729.28	Annual transit-related legislative visits with Georgia elected officials.	TC
Powers, Kathryn	11210	Stadler Tour, Salt Lake City , UT - Dec. 4- 6, 2023	\$982.80	Overview of the new CQ400 Trains and Tour the production facility.	CP
Scott, Rita	11210	2023 Transit Board Members Seminar, Birmingham, AL - July 15 - 18, 2023	\$1,817.49	Transit Board Members come together for professional development sessions focusing on best practices in governance and creating policy for public transportation systems.	TC
Scott, Rita	11210	2023 APTA TRANSform Conference, Orlando, FL - October 8 - 11, 2023	\$4,056.35	Provides the ideas, insights, and connections to help manage the changing mobility environment and the future of public transportation.	TC
Williamson, Valencia	11210	2023 APTA Transit Board Members, Birmingham, AL - July 15 - 18, 2023	\$2,080.01	Transit Board Members come together for professional development sessions focusing on best practices in governance and creating policy for public transportation systems.	TC

Williamson, Valencia	11210	Stadler Tour, Salt Lake City , UT - Dec. 4- 6, 2023	\$1,282.80	Overview of the new CQ400 Trains and Tour the production facility.	CP
Williamson, Valencia	11210	2024 APTA Legislative Conference, Washington, D.C. - Apr. 7 - 10, 2024	\$2,543.42	Annual transit-related legislative visits with Georgia elected officials.	TC
Worthy, Thomas	11210	Stadler Tour, Salt Lake City, UT - Dec. 4 - 6, 2023	\$997.80	Overview of the new CQ400 Trains and Tour the production facility.	CP
Worthy, Thomas	11210	MARTA Trains Reefing Project, Savannah, GA - Dec. 19, 2023	\$1,263.80	Sinking of MARTA rail cars. Reefing Project.	CP

METROPOLITAN ATLANTA RAPID TRANSIT AUTHORITY

EMPLOYEE TRAVEL EXPENSES

This report section details non-local travel by MARTA employees during FY 2024 for which all or some MARTA funds were utilized, along with specific information regarding the employees' name, purpose of trip and expenses incurred.

FY24 Summary of MARTA Staff Travel					
Name	Cost Ctr	Description & Date	Amount	Purpose & Details	Code
Allen, Rhonda N	11520	CXPA 2024 Conference - Denver, CO, Apr 30 - May 3, 2024	3,066.25	Conference designed for CX professionals who lead CX programs at corporations, healthcare organizations, government agencies, and nonprofits. Gained development hours towards renewal of CXPA certification.	OC
Allen, Rhonda N	11520	AFC 2.O Visit to SDMTS - San Diego, CA - Jun 23 - 26, 2024	1,714.41	Visited San Diego Metropolitan Transit System to discuss lessons learned during their implementaion of an account based fare collection system by our selected vendor, Init and experience their system and engage with the hardware and softwared deployed.	MI
Allen, Rhonda N.	11520	APTA Marketing, Communications, and CX Workshop - New Orleans, LA - Feb 11-14, 2024	2,449.30	Panelist in session on best practices in formalizing a CX dept and plans in transit organizations. Conference is designed to discuss best practices and initiatives around media relations, customer experience, social media, and ridership.	TC
Arnold, Chairna L	16810	EnoMAX 2023 - Charlotte, North Carolina - Oct 14 - 20, 2023	1,664.42	Interagency exchange and leadership development program	TR
Arnold, Marcus Brian	19851	APTA Mobility Conference - Portland, OR - Apr 28 - May 1, 2024	2,821.89	Attended Mobility Conference-Readiness Prep with BRT, Paratransit, On-Demand. Networking, Learning, and Recruiting Engagement.	TC
Andrews, Peter	16110	STEDCO Meeting - Salt Lake City, Utah, Sept 6 - 8, 2023	960.52	Attended the Stadler steering committee as part of MARTA's new rail car project and procurement.	CP
Andrews, Peter	16110	APTA Transform Conference 2023 - Orlando, FL, Oct 6 - 11, 2023	2,570.49	Attended the American Public Transit Association's annual conference to learn and network with transit agencies across the nation.	TC
Andrews, Peter	16110	Accompany CEO/GM for Stadler Meeting - Salt Lake, UT - Dec 4 - 6, 2023	1,215.11	Accompanied the CEO to meet with Stadler as part of MARTA's CQ400 rail car procurement.	CP
Auguin, Corentin	19841	APA Conference - Minneapolis, MN - Apr 12 - 16, 2024	2,781.34	Conference to learn about multimodal design, and utilizing metrics for capital project delivery and to achieve equity in transportation.	TC
Baker, Jacquelyn	19210	Police First Line Leadership Conference - Cincinnati, OH - Sept 12 - 15, 2023	1,726.16	Law Enforcement Training	TR
Barden, Angelina	19210	2023 Crisis Negotiation Conference - Scottsdale, AZ - Nov 12- 17, 2023	2,520.48	Law Enforcement Training	TR
Benjamin, Latavia N	14310	NTD Training - Houston, TX - Mar 23 - 27, 2024	1,660.66	The goal of this course is to help transit professionals learn the necessary skills for reporting data to the NTD internet reporting website.	TR
Bernier-Johnson, Jamie L.	19210	Mobile Command Vehicle State-wide Training, Perry, GA - Apr 22 - 26, 2024	533.46	Law Enforcement Training	TR
Biehl, Alec M	22330	Transportation Research Board Annual Meeting - Washington, DC, Jan 7 - 11, 2024	2,143.58	Present work on MARTA's ridership personas; facilitate workshop on Livability and Quality of Life paradigms in the transportation sector; participate in leadership meetings for Community Resources & Impacts and Public Transportation Marketing & Fare Policy committees	TC
Boggans, Trenell Davis	15793	AIHA Conference Expenses - Columbus, OH - May 19 - 23, 2024	2,751.21	Professional Development and Certification Maintenance (CIH/CSP)	OC
Britt, Cleshea	19210	Command College - Columbus, GA - Sept 17 - 22, 2023	744.5	Career Development	MI
Britt, Cleshea	19210	Command College - Columbus, GA - Nov 12 - 17, 2023	744.5	Career Development	MI
Britt, Cleshea	19210	Command College - Columbus, GA - Feb 11 - 16, 2024	1,104.50	Career Development	MI
Britt, Cleshea	19210	Command College - Columbus, GA - Apr 7 - 12, 2024	1,104.50	Career Development	MI
Britt, Cleshea	19210	Command College - Columbus, GA - Apr 21 - 26, 2024	1,044.50	Career Development	MI
Brooks, Merséfaine D	16791	NFPA Conference - Orlando, FL - Jun 16 - 21, 2024	3,670.83	Attended conference on electrical safety and to network with industry professionals, and stay up-to-date with the latest technologies and regulations.	OC
Brooks, Merséfaine D.	16730	TSI Fundamentals of Bus Collision Investigation- Boston, MA, Aug 27 - Sept 1, 2023	3,033.82	TSI coure to learn about advanced collision investigation techniques and methodologies to identify and analyze skid marks, enhanced scene photography, and identify bus collision contributing factors as they relate to speed in pedestrian, bus, automobile, and motorcycle collisions.	TR
Brown, Ashlee	19210	Computer Voice Stress Analysis Recertification - Goodlettsville, TN - Feb 26 - 29, 2024	1,741.99	Law Enforcement Training	TR
Bruno, Peter H	12810	P39279 Equipment Inspection - Detroit, Michigan - Oct 16, 2023	883.96	Safety and operational inspection.	CP
Bruno, Peter H	12810	US East Coast EV Bus Conference	1,525.32	Presenter at industry wide EV Bus Conference	CP
Bryant, DeAngelo Eulace	19210	Mobile Command Vehicle State-wide Training - Perry, GA - Apr 22 - 28, 2024	533.46	Law Enforcement Training	TR
Burgess, Marcia Butler	19210	Association of Public-Safety Communications Officials 2023 Leadership Summit - Gainesville, GA - Dec 6 - 8, 2023	616.68	Law Enforcement Training	TR
Burkhalter, JanMichael S.W	16755	TSSP Certificate -Milwaukee, Wisconsin - July 9 - 13, 2023	1,525.18	Training to attend the Effectively Managing Transit Emergencies TSI Class in Milwaukee	TR
Burkhalter, JanMichael S.W	16755	TSSP Certificate -Charlotte, North Carolina - Sept 10 - 15, 2023	1,644.15	Training to attend the Transit Bus System Safety TSI Class in Charlotte, NC September	TR
Burn, Douglas	19210	Regional Organized Crime Information Center Annual Homicide Conference - Chattanooga, TN - Sept 10 - 13, 2023	763.4	Law Enforcement Training	TR
Calambakkam, Shankar	10710	APTatech Conference - July 30-August 2, 2023 - Anaheim, CA, Jul 29 - Aug 1, 2023	2,751.34	Attended APTA Technology conference to learn about innovations in technology.	OC
Campbell, Yolanda T	16720	Factory Acceptance Test/FAIT at Siemens Dallas TX - Jan 16 - 17, 2023	103.50	Operations and safety examination.	CP
Campbell, Yolanda T	16810	ENOMAX trip to Pittsburgh, PA - Jun 9 - 14, 2024	1,416.40	Attended the host week at PRT in Pittsburgh as a part of the EnoMAX transit agency exchange program.	TR
Cannida, Chinnette Bass	17310	APTA MARKETING AND COMMS Workshop - New Orleans, Feb 11 - 14, 2024	2,612.36	Learning marketing best practices.	MI
Carrier, Matthew T.	19210	GACP Winter Training Conference - Columbus, GA, Jan 16 -19, 2024	1,163.50	Law Enforcement Training	TR
Carrier, Matthew T.	19210	Police Executive Research Forum Annual Meeting - Orlando, May 28 - 31, 2024	2,014.72	Law Enforcement Training	TR
Chambers, Keith	19210	Mobile Command Vehicle State-wide Training, Perry, GA - Apr 22 - 26, 2024	533.46	Law Enforcement Training	TR
Chambers, Keith	19210	First Line Leadership Conference - Cincinnati, OH - Sep 12 - 15, 2023	1,699.34	Law Enforcement Training	TR
Chambers, Keith R	18710	Meet Sound Transit Staff to discuss best practices & innovation-Seattle, WA, May 9-11, 2024	1,004.13	Peer visit to discuss resources available or implemented for the vertical transportation industry	MI
Chapman, Binta	19210	National Internal Affairs Training Conference - Fort Worth, TX - Aug 27 - 31, 2023	2,094.48	Law Enforcement Training	TR
Chapman, Binta	19210	Command College - Columbus, GA - Feb 18 -23, 2024	1,104.50	Career Development	MI

FY24 Summary of MARTA Staff Travel					
Name	Cost Ctr	Description & Date	Amount	Purpose & Details	Code
Chapman, Binta	19210	Command College - Columbus, GA - Apr 14 -19, 2024	1,104.50	Career Development	MI
Choi, Jessica Veuoak	19841	MPACT Conference - Phoenix, AZ - Nov. 5 - 8, 2023	2,341.50	Attended meeting to continue professional credits, participate on sessions focused on transit delivery and emerging industry issues.	TC
Choi, Jessica Veuoak	19841	National Steering Committee for MPACT Mobility - Denver, CO - Feb 6 - 9, 2024	1,478.75	Attended meeting as a part of the MPact Committee to prepare sessions and content for MPact Conference	TC
Choi, Jessica Veuoak	19841	2nd MPACT National Steering Committee Meeting - Seattle, WA - May 5 - 8, 2024	1,727.99	Attended meeting as a part of the MPact Committee to prepare sessions and content for MPact Conference	TC
Choi, Jessica Veuoak	19841	MPACT 3rd National Steering Committee - Philadelphia, PA, Jun 25 -28, 2024	1,340.33	Attended meeting as a part of the MPact Committee to prepare sessions and content for MPact Conference	TC
Chon, Andrew	19210	Police Applicant Background Investigation Training - Murfreesboro, TN, May 19-24, 2024	1,920.05	Law Enforcement Training	TR
Chou, Eric	13211	DGIQ Conference - Washington, DC - Dec 3 - 8, 2023	6,206.95	Attended conference and pre and post-conference hands-on tutorials on developing and implementing data quality assessments and enterprise data catalogs and business glossaries	OC
Clark, Robert M.	19210	First Line Leadership Conference - Cincinnati, OH - Sep 12 - 15,2023	1,614.81	Law Enforcement Training	TR
Cloud, Ernest W III	19210	Georgia Association of Chiefs of Police Summer Training Conference - Savannah, GA - Jul 23 - 26, 2023	1,500.92	Law Enforcement Training	TR
Coleman, Taurin J	16730	TSI Training - Charlotte, NC - Jan 21 -26, 2024	2,364.95	TSI course to learn about advanced collision investigation techniques and methodologies to identify and analyze skid marks, enhanced scene photography, and identify bus collision contributing factors as they relate to speed in pedestrian, bus, automobile, and motorcycle collisions.	TR
Crosby, Tracey D	22240	Quality Control Site Visit - Montreal, Quebec, Jan 22 -27, 2024	2,291.84	Visit to contractor to view in-progress build of major artwork for Airport Station 2/2	CP
Crowder, Carmen	19210	Savannah State University Job Fair - Savannah, GA - Feb 27 - 28, 2024	265.79	Job Fair	MI
Curry, Nadyne E	12120	Buy America Audit - Salt Lake City, UT - Jul 10-14, 2023	3,981.46	conducted Buy America Audit	CP
D'Amico, Michelle Ping-Lee	16810	CATS - EnoMAX Program - Charlotte, NC - Oct 14 - 20, 2023	1,690.62	Interagency Exchange and Leadership Development program	TR
Daniels, Tarryl T	12411	Cybersecurity Training @ SANS Network Security - Las Vegas, NV - Sep 5 - 12, 2023	11,485.41	Attending SANS ICS cybersecurity training equips our team with critical knowledge on protecting MARTA's SCADA Systems , which are essential to safeguarding our operational technology and infrastructure from evolving cyber threats. This investment not only enhanced our ability to prevent costly disruptions but also strengthens our overall security posture, ensuring the continuity and resilience of our enterprise.	TR
Darby, Rasheeda S	19210	Mental Health and Wellness Policing Summit - Dallas, TX - Oct 28 - 31, 2023	2,282.99	Law Enforcement Training	TR
Davenport, Willie Frank	19210	Georgia Association of Chiefs of Police Summer Training Conference - Savannah, GA - Jul 23 - 26, 2023	1,858.43	Law Enforcement Training	TR
Davenport, Willie Frank	19210	Transit Police Summit - New York, NY - Dec 13 - 15, 2023	1,984.48	Law Enforcement Conference	OC
Davenport, Willie Frank	19210	Federal Bureau of Investigations National Academy Associates Winter Conference - Augusta, GA - Jan 10 -12, 2024	555.5	Law Enforcement Training	TR
Davenport, Willie Frank	19210	Georgia Association of Chiefs of Police Winter Training Conference - Columbus, GA, Jan 16 -19, 2024	1,163.50	Law Enforcement Training	TR
Dawkins, Lashanda R	19310	APTA Nominating Committee Deliberations Meeting, Chicago, IL - Aug 23 - 24, 2023	772.96	Attending APTA Nominating Committee Meeting in my capacity as a member of the Nominating Committee	MI
Dawkins, Lashanda R	19310	APTA TransFORM conference - Orlando, FL - Oct 7 -11, 2023	3,064.62	Attending APTA Board of Directors Meeting, Attending and Facilitating the APTA Workforce Development Committee Meeting and subordinate Subcommittee Meetings in my capacity as Committee Chairman, Moderator of Conference Session, and conference attendee	TC
Dawkins, Lashanda R	19310	APTA Board Meeting - Washington, DC - Apr 4 -5, 2024	1,057.70	Attending APTA Board of Directors Meeting in my capacity as a Board Member	MI
De Jesus, Donna Elizabeth	10910	APTA Marketing & Communications Workshop - New Orleans, LA, Feb 11 - 14, 2024	2,588.14	Attended APTA Marketing, Communications & Customer Experience to gain insight and network with customer experience/customer service industry-wide peers.	TC
De Jesus, Donna Elizabeth	10910	AFC 2.0 Agency Site Visit SDMTS - San Diego, CA - Jun 23 - 26, 2024	1,812.94	Site visit to SDMTS in preparation for AFC 2.0 planning and deployment and impact to Customer Service business units.	MI
Di Iorio, John T.	19412	Spare Parts and Testing - Salt Lake, UT - Jun 24 -27, 2024	311.60	Attended a CQ400 new rail car spare parts and production test workshop.	CP
Di Iorio, John T.	19412	Stadler Site Visit / Commissioning Planning - Salt Lake, Utah - Sept 5 - 8, 2023	295.10	Attended a CQ400 new rail car commissioning planning meeting.	CP
Dildy, Terence M	16810	EnoMAX 2023 - Charlotte, North Carolina - Oct 14 - 20, 2023	1,426.70	Interagency exchange and leadership development program	OC
Dillahunt, Ebony D	16755	TSI - New York City, NY - May 5 - 10, 2024	3,011.24	Transit safety conference and training.	OC
Dirga, Katherine	22240	Quality Control visit to mosaic fabricator - Montreal, Quebec-Sept 11 - 14, 2023	2,575.08	Visit to contractor to view in-progress build of major artwork for Airport Station 1/2	CP
Dirga, Katherine	22240	Mayor's Delegation to Art Basel - Miami, FL - Dec 8 -11, 2023	2,454.47	Mayor's Office requested that I join a fact-finding delegation to Art Basel Miami in my capacity as MARTA's Director of Art in Transit.	GF
Dirga, Katherine	22240	Facilitate workshop at TRB Conference - Washington, DC - Jan 8 - 11, 2024	2,917.80	Planned and facilitated a Roundtable on QOL and Livable Environments	TC
Dirga, Katherine	22240	Represent MARTA at Mpact National Steering Committee meeting - Denver, CO - Feb 6 - 9, 2024	1,701.88	Attended meeting as a part of the MPact Conferenc Planning Committee to prepare sessions and content for MPact Conference	TC
Dirga, Katherine	19930	Represent MARTA at Mpact National Steering Committee - Seattle, WA - May 5 - 8	1,694.99	Attended meeting as a part of the MPact Conference Planning Committee to prepare sessions and content for MPact Conference	TC
Dirga, Katherine	19930	Represent MARTA at Mpact National Steering Committee meeting - Philadelphia, PA - Jun 25 -28	1,340.96	Attended meeting as a part of the MPact Conference Planning Committee to prepare sessions and content for MPact Conference	TC

FY24 Summary of MARTA Staff Travel					
Name	Cost Ctr	Description & Date	Amount	Purpose & Details	Code
Dorner, Kesi S	16310	APTA Conference 2023 - Orlando, FL - Oct 8 - 11, 2023	2,757.12	I am a member of APTA's Workforce Development Committee which is aimed at discussing workforce trends and challenges within the transit industry. I also attend various sessions gain insight of the changing landscape of transit and how it may affect employee wellness, retention and our ability to attract talent.	TC
Dorner, Kesi S	16310	SHRM Conference - Chicago, IL - Jun 22 - 24, 2024	1,964.62	As an Executive member with SHRM, I am invited to specific sessions for executive HR leaders to discuss a variety of HR related matters; benefits, recruitment, compensation. The conferences enables leaders to keep abreast of legislative changes or labor laws affecting HR.	MI
Dunna, Dhiraj	14830	APTA Conference and Expo - Orlando, FL - Oct 7 - 11, 2023	3,597.64	APTA Conference - Review the various fare collection and mobile payment systems. Meeting and sharing with various agency personnel on revenue collection and settlement.	TC
Ellis, Kevin T.	16810	EnoMAX PRT - Pittsburgh, PA - Jun 9- 14, 2024	1,389.40	Eno Max Program Trip to Pittsburgh, PA June 2024	TR
Ellis, Kevin T.	15710	Factory Acceptance Testing at Siemens -Dallas, Texas - Jan 16 - 17, 2024	103.50	Factory Test witness for Electric Vehicle charging switchgear at Siemens Factory	CP
Felix, Michael R.	15565	Inspection of the Tow Tractors from Tronair - Swanton, OH - Sept 25 - 27, 2023	1,136.93	Performed a first article inspection (FAI) for custom built Tow Tractors purchased by Marta, also verified that our tractors were built to our specifications as noted in the spec sheet so we receive the product we paid for as agreed upon in the contract.	CP
Ferrebee, Thomas III	18630	EV Conversion, Factory Acceptance Test - Dallas, TX- Jan 16 - 17, 2024	103.50	Testing directly at manufacturer.	CP
Fields, Ronald D	19210	Savannah State University Job Fair - Savannah, GA - Feb 27 - 28, 2024	272.79	Job Fair	MI
Fields, Ronald D.	19210	Fort Liberty Job Fair - Fort Liberty, NC - Aug 16 - 18, 2023	484.24	Job Fair	MI
Fisher, Stephany	17410	APTA Marketing & Communications Workshop -New Orleans, LA - Feb 11 - 14, 2024	2,414.46	Share best practices on public transit agency communications, media relations, social media, and marketing. Served on discussion panel about large transit project storytelling.	TC
Floyd, Gregory	19940	GPA Conference for learning and development - Savannah, GA - Sept. 19 - 22, 2023	1,115.81	Learn from Planning peers, maintain AICP certification, share MARTA projects and accomplishments	TC
Floyd, Gregory	19940	National American Planning Association Conf - Minneapolis, MN, Apr 12 - 16, 2024	3,133.63	Conference to learn about multimodal design, and utilizing metrics for capital project delivery and to achieve equity in transportation.	OC
Ford, Taylor D	16810	EnoMax - Pittsburgh, Pennsylvania - Jun 9 - 14, 2024	1,429.40	Attended the host week at PRT in Pittsburgh as a part of the EnoMAX transit agency exchange program.	TR
Frank, Debbie	19940	Mpact 2023 Conference - Phoenix, AZ - Nov 5 - 8, 2023	1,757.75	Attended to receive professional credits and learn best practices for TOD.	TC
Frank, Debbie	19940	Smart Growth America - LOCUS - Washington, DC - Mar 5 - 7, 2024	2,213.59	Smart Growth America empowers communities through technical assistance, advocacy and thought leadership to create livable places, healthy people, and shared prosperity.	TC
Frazier, Sherrod M	19210	Post Critical Incident Seminar - St. Simons Island, GA - Mar 4 - 5, 2024	988	Law Enforcement Training	TR
Gordon, Jon A	11530	DBHDD Conference - Jekyll Island - GA - Sept 5 - 8, 2023	1,994.45	I attended the DBHDD conference to learn about the state of Georgia's behavioral health resources and the various methodologies used in different counties.	OC
Graham, Shekinia M.	19210	National Police Week - Washington, DC - May 11 - 16, 2024	3,555.31	National Police Week Memorial Representative	MI
Gray, Booker T	18210	AU Conference - San Diego, CA , Oct 15 - 17, 2024	4,187.00	Attend annual Autodesk Conference to learn about technology innovations, take part in software & management training for Infrastructure design, rail & construction advancements	TR
Green, Charmaine	19210	Police Recruitment & Retention Summit - Las Vegas, NV - Aug 5 - 9, 2023	2,836.18	Law Enforcement Training	TR
Greenwood, Collie	11110	Georgia Chamber Board of Directors Meeting - Athens, GA - Aug 7 - 8, 2023	322.85	Attended as a member of the Georgia Chamber Board of Directors	OC
Greenwood, Collie	11110	2023 ARC Annual Link Trip - Montreal, Canada - Aug 15 - 19, 2023	6,299.81	Leadership development with Atlanta jurisdictional leaders to a peer city.	MI
Greenwood, Collie	11110	Stadler Steering Committee - Rail Cars - Salt Lake City, UT - Sept 6 - 8, 2023	1,209.98	Attended the Stadler steering committee as part of MARTA's new rail car project and procurement.	CP
Greenwood, Collie	11110	APTA TRANSform Meeting - Orlando, FL - Oct 6 - 11, 2023	3,774.69	Workshops, speakers, and showcasings on transit technology and planning.	TC
Greenwood, Collie	11110	Speaker Georgia Transportation Summit - Athens, GA - Nov 29 - 30, 2023	247.60	Spoke at the Georgia Transportation Summit	TC
Greenwood, Collie	11110	Stadler Tour/Steering Committee Meeting - Salt Lake, UT - Dec 4 - 6, 2023	1,367.52	Attended the Stadler steering committee as part of MARTA's new rail car project and procurement.	CP
Greenwood, Collie	11110	White House Roundtable on Clear Bus Manufacturing - Washington, DC, Feb 7, 2024	755.45	Invited to participate in a White House roundtable on clean energy in transportation.	MI
Greenwood, Collie	11110	Speaker - APTA Business - San Juan, Puerto Rico, Jan 22 - 26, 2024	4,144.47	Spoke at the American Public Transit Association business meeting.	TC
Greenwood, Collie	11110	APTA Legislative Conference - Washington, DC - Apr 7 - 10, 2024	2,917.31	Attended the American Public Transit Association legislative conference to learn best practices and strategies from government officials and government affairs professionals.	TC
Greenwood, Collie	11110	Georgia Chamber Spring Board Meeting - Savannah, GA - Apr 28 - 30, 2024	722.65	Attended as a member of the Georgia Chamber Board of Directors	OC
Greenwood, Collie	11110	2024 APTA Rail Conference - Cleveland, OH - May 31 - Jun 04, 2024	3,250.13	Attended sessions on operations, technology and innovation for operating heavy rail.	TC
Greenwood, Collie	11110	2024 APTA International Study Mission - Paris/London, UK - Jun 11 -20, 2024	12,443.74	Visited peer transit agency abroad to explore emerging technologies and operations in transit.	TC
Gudiswitz, Anton I	13212	COMET (Community of METros) - Washington DC - Jun 25 - 28, 2024	2,035.15	Provide administrative and analyst support for MARTA's participation in COMET (an international Rail Operator peer benchmarking group) during annual in-person meeting and throughout the year	TC

FY24 Summary of MARTA Staff Travel					
Name	Cost Ctr	Description & Date	Amount	Purpose & Details	Code
Guza, Ezekiel	19812	GPA Conference for learning and development - Savannah, GA - Sept 20 - 22, 2023	1,288.60	Learn from Planning peers, maintain AICP certification, share MARTA projects and accomplishments	OC
Hackshaw, Kevin	17320	APTA Marketing Workshop - New Orleans, LA - Feb 11 - 14, 2024	2,593.81	Learning best practices for advertising and marketing.	OC
Harper, Brittany	17350	APTA Marketing & Communications Workshop-New Orleans, LA - Feb 10 - 14, 2024	2,243.36	Learning best practices for public affairs.	TC
Hartman, Philip D	19210	Fort Liberty Job Fair - Fort Liberty, NC - Aug 16 - 18, 2023	484.24	Job Fair	MI
Hartman, Philip D	19210	Spartan Robot Repair - Clinton, TN - Mar 21 -22, 2024	214.49	Repair for MPD Bomb robot	MI
Heard, Kenneth	16730	TSI TRAINING Fundamentals of Bus Investigations - Boston, MA - May 9 - 11, 2024	3,281.00	Transit safety conference and training.	TC
Hecht, Daniel	15110	CBTC Workshop/ New York City, NY - Jul 10 - 14, 2023	1,742.62	Discuss MARTA's next generation train control system with peer agencies	OC
Hecht, Daniel	15110	COMET - Alexandria, VA - Jun 25 - 28, 2024	1,925.24	Present MARTA benchmarking data at annual meeting	TC
Herron, Djuana D	16810	2023 EnoMAX Training - Charlotte, North Carolina, Oct 14 -20, 2023	1,307.24	Interagency exchange and leadership development program	TR
Hickman, Melda	19410	CBTC Workshop - New York, NY - Jul 10 - 14, 2023	1,813.97	Discuss MARTA's next generation train control system with peer agencies	OC
Hill, Monique	19210	Mental Health and Wellness Policing Summit - Dallas, TX - Oct 28 - 31, 2023	2,231.02	Law Enforcement Training	TR
Hill, Monique	19210	2023 Crisis Negotiation Conference - Scottsdale, AZ - Nov 12 - 18, 2023	2,533.74	Law Enforcement Training	TR
Hill, Monique	19210	Crisis Negotiations Level III - Redmond, OR - Mar 10 -16, 2023, 2024	2,492.27	Law Enforcement Training	TR
Hobbs, James Bryan	19851	Presentation at ITE Conference - Savannah, GA - Jul 17 - 18, 2023	1,035.89	Speaker at transit engineer conference.	MI
Hubbard, Andrea	16731	TSI Training - Advance Bus Collision - Kalamazoo, MI - Sept 17 - 22, 2023	2,073.96	TSI core to learn about advanced collision investigation techniques and methodologies to identify and analyze skid marks, enhanced scene photography, and identify bus collision contributing factors as they relate to speed in pedestrian, bus, automobile, and motorcycle collisions.	TR
Hubbard, Andrea	16730	APTA Conference - Portland, OR - April 26 - May 2, 2024	3,198.25	Attend APTA Bus/Mobility Conference 2024	OC
Hubble, Leslie	16790	Attend Georgia Environmental Conference - Jekyll Island, GA - Aug 22 - 26, 2023	1,950.14	Attended the conference for continuing education on emerging environmental health and safety topics and industry best practices. Also presented at the conference on MARTA's multisite Environmental Management System program.	OC
Huff, Tyrene L	11210	Stadler Tour - New Rail Car Update - Salt Lake, UT - Dec 4 - 6, 2023	1,301.32	Recieved update on procurement of CQ400 rail cars.	CP
Hull, Derek Ramont	19830	COMTO Conf Training & Professional Development - Los Angeles, CA, Jul 7 - 11, 2023	3,816.33	Professional development conference and training.	OC
Hull, Derek Ramont	19830	Travel for MPACT Conf - Phoenix AZ - Nov 7 - 8, 2023	546.37	Learning innovations in TOD, economic development, and transit.	OC
Hunt, Jonathan J.	16110	SLC for Stadler Visit - Salt Lake, Utah - Jul 9 - 14, 2023	1,709.02	Auditing new train manufacturer (Stadler) on-site	CP
Hunt, Jonathan J.	16110	APTA Legal Affairs Seminar - New Orleans, Louisiana, Feb 10 - 13, 2024	2,492.56	Attending the APTA Legal Affairs Conference 2024	TC
Hurley, Kevin L	14210	Attend COMET Transit Workshop - Washington, DC - Jun 25 - 28, 2024	1,561.25	Represent MARTA at the COMET Conference to address safety, security, equipment and system upgrades, staffing and financial sustainability.	TC
Hurley, Kevin L.	14210	Bond Sale Pricing Exercise -New York, NY - May 7 - 8, 2024	1,331.59	Executed the bond pricing exercise for the Series 2024A and 2024B Bonds at the lead bond underwriter's facility.	GF
Hyman, India S	19210	Innovative Fiscal Strategies (class canceled) - Jul 16 - 18, 2023	488.80	Travel to attend class on finance.	TR
Hyman, India S	19210	Association of Chiefs of Police Admin Staff Seminar - Helen, GA - Sept 25 - 28, 2023	1,230.62	Seminar for and conference of police administration professionals.	OC
Hyman, India S	19210	Innovative Fiscal Strategies (class canceled) - Jul 16 - 18, 2023	488.8	Training	TR
Hyman, India S	19210	Georgia Association of Chiefs of Police Admin Staff Seminar - Helen, GA - Sept 25 - 28, 2023	1,230.62	Law Enforcment Conference	OC
Jackson, Charles Edward	11511	AFC 2.0 Site Visit to San Diego, CA - Jun 23 - 26, 2024	1,726.61	Site visit to understand issue and lessons learned from SDMTS fare systems transition.	MI
Jackson, Charles Edward	11511	APTA TRANSform 2023 - Orlando, FL - Oct 7 - 10, 2023	3,302.43	Engaged in workshops with transit executives from across the US on cutting-edge topics, transformative technology, funding, and community building.	TC
Jackson, Christopher L.	19520	APTA Conference - Orlando, FL - Oct 7 - 11, 2023	2,714.30	technology, funding, and community building.	TC
Jackson, Joshua J	19210	Regional Organized Crime Information Center - Annual Homicide Conference - Chattanooga, TN - Sept 10 - 13, 2023	763.4	Law Enforcement Training	TR
Jackson, William T	16810	EnoMax - Pittsburgh, Pennsylvania - Jun 9 - 14, 2024	1,104.40	Eno Max Program to Pittsburgh, PA	TR
Jetty, Angela	17410	GTA Conference - Athens, GA - Dec 6 - 8, 2023	796.20	Networking with Georgia transit professionals and vendors.	MI
Johnson, Sherrie	16810	EnoMAX - CATS Charlotte Visit - Charlotte, NC - Oct 14 - 20, 2023	1,627.05	MARTA EnoMAX Facilitator; training program that offers employees an opportunity to benchmark other agencies and develop a project that can help MARTA improve business practices.	TR
Jones, Jeffery	16720	APTA Conference - Orlando, FL - Oct 7 - 11, 2023	3,153.09	Represented MARTA DSQA at the APTA Symposium	MI
Jones, Robert L	16810	EnoMax - Pittsburgh, Pennsylvania - Jun 9 - 14, 2024	1,526.40	Attended the host week at PRT in Pittsburgh as a part of the EnoMAX transit agency exchange program.	TC
Keopinsavang, Joseph	14830	Visit San Diego Transit AFC site - San Diego, CA - Jun 23 - 26, 2024	1,865.97	AFC Agency Site Visit to SDMTS to get a firsthand look at the fare collection system that Init deployed. Init was awarded MARTA's AFC 2.0 contract.	MI
Kiernan, Colleen	22400	Anja Graves - Memorial Service - Washington, DC - Oct 14, 2023	471.42	Attended funeral of federal lobbyist.	MI
Kiernan, Colleen	22400	APTA Marketing, Comm & Experience Workshop, Washington, DC, Feb 10 - 13, 2024	2,722.81	Networking and learning best practices of public affairs and marketing.	TC
Kiernan, Colleen	22400	APTA Conference - Washington, DC - Apr 7 - 10, 2024	2,968.49	Legislative conference for transit professionals.	MI
Kirby, Torrey	10310	COMTO's National Meeting & Training Conf - Los Angeles, CA - Jul 7 - 12, 2023	3,902.64	Leadership training for minority transit professionals.	TC
Kirby, Torrey	10310	Oracle Cloud World 2023 - Las Vegas - Nevada - Sept 17 - 21, 2023	4,071.60	Training and best practices learning for Oracle systems.	MI
Kreher, Michael	19210	Georgia Association of Chiefs of Police Summer Training Conference - Savannah, GA - Jul 23 - 26, 2023	1,525.92	Law Enforcement Training	TR
Kreher, Michael	19210	APTA Expo - Orlando, FL - Oct 8 - 11, 2023	2,917.05	Transit Conference	TC
Kreher, Michael	19210	International Associationof Chiefs of Police Conference - Oct 13 - 18, 2023	4,058.02	Law Enforcement Training	TR
Kreher, Michael	19210	APTA Mobility Conference - Portland, OR - Apr 27 - May 1, 2024	3,441.19	Transit Conference	TC
Kreher, Michael	19210	TSA/ APTA Rail Security Gold Award-Cleveland, OH, May 31 - Jun 4, 2024	3,484.67	Law Enforcement Training & Award Recipient	TC
Lane, Montressa L.	14742	GTA Conference - Athens, GA - Dec 6 - 8, 2023	796.20	Networking with Georgia transit professionals and vendors.	TC
Lee, Ella S.	16760	APTA Mobility Conference, Portland Oregon - Apr 27 - May 2, 2024	3,117.25	Conference for mobility best practices.	TC

FY24 Summary of MARTA Staff Travel					
Name	Cost Ctr	Description & Date	Amount	Purpose & Details	Code
Lee, Ella S.	16760	APTA Mobility Conference-Portland, OR Apr 27- May 2, 2024	3,117.25	Attended the APTA Conference to understand best practices from other agencies with similar situations as MARTA i.e. transit assaults. To enhance professional development to include developing innovative ways from other respectives. To see other advance equipment out in the market that other transit companies are using that could possibly assist our authority.	TC
Lee, Keri	11710	WTS Inter Conf- Committee Chair for D&I WTS Atlanta Chapter - May 6 - 11, 2024	3,385.70	Attended WTS Conference as the Diversity, Equity & Inclusion Committee Chair for WTS Atlanta and to enhance my professional development and leadership skills.	TC
Leftwich, Sabrina	12411	SANS ICS Training - Las Vegas, NV - Sept 5 - 12, 2023	2,907.12	Intensive training designed to help cyber security professionals master the practical steps necessary for defending our digital systems and networks against the most dangerous cyber threats.	TR
Lester, Kerin	16790	2023 APTA Sustainability Conference - Anaheim, CA - Jul 29 - Aug 2, 2023	3,045.22	Conference on transportation and the environment.	TC
Lewis, Kareemah	16110	APTA Legal Affairs Seminar - New Orleans, Feb 10 -13, 2024	2,347.58	Transportation legal administration seminar.	TC
Littles, Deneya L	19210	Commission on Accreditation for Law Enforcement Agencies Summer Conference - Oklahoma City, OK - Jul 25 - 30, 2023	2,755.22	Law Enforcement Training	TR
Littles, Deneya L	19210	Commission on Accreditation for Law Enforcement AgenciesConference- Montgomery, AL - Mar 19 - 24, 2024	1,992.50	Law Enforcement Training	TR
Luyk, Heather M	22620	GTA Conference - Athens, GA - Dec 6 - 8, 2024	546.20	Networking with Georgia transit professionals and vendors.	TC
Luyk, Heather M	22620	Eno MAX - Pittsburgh, PA - Jun 9 - 14, 2024	1,386.40	Leadership development conference.	TC
Lynch, Michael	19413	Eno Transportation Mid Manager Training - New Orleans, LA- Jun 8 - 15, 2024	1,559.28	Eno Transportation Mid-Manager Training in New Orleans, LA	TR
Maddox, Timothy P	19210	Command College - Columbus, GA - Sept 17 - 22, 2023	744.5	Career Development	MI
Maddox, Timothy P.	19210	Command College - Columbus, GA - Oct 1 - 6, 2023	1,010.00	Career Development	MI
Maddox, Timothy P.	19210	Command College - Columbus, GA - Feb 4 - 9, 2024	1,104.50	Career Development	MI
Maddox, Timothy P.	19210	Command College - Columbus, GA - Mar 31 - Apr 5, 2024	1,064.50	Career Development	MI
Maddox, Timothy P.	19210	Command College - Columbus, GA - May 12 - 17, 2024	1,144.50	Career Development	MI
Major, Gena	12610	APTA Sustainability Conference - Anaheim, CA - Jul 30 - Aug 3, 2023	2,902.61	Conference discussing transit sustainability and environmental stewardship.	TC
Major, Gena	12610	FTA/SSO RTA Workshop - St. Louis, Missouri - Nov 14 - 16, 2023	791.29	FTA-led sessions on rail transit system safety, oversight responsibilities, and other FTA safety policy and program updates.	TC
Major, Gena	12610	APTA Mobility Conference - Portland, OR - Apr 28 - May 1, 2024	2,715.03	Conference on transit mobility.	TC
Martin, Shaun	16810	EnoMax Charlotte, NC - Charlotte, NC - Oct 15 -20, 2023	1,127.67	Interagency exchange and leadership development program	TC
Matthew, Addi	15241	COMET CBTC Workshop - New York, NY - Jul 10 - 14, 2023	1,947.53	Workshop on communication based train control.	TR
McBurney, Andrew	19860	Georgia Transit Association Conference - Athens, GA - Dec 6 - 8, 2023	1,069.98	Learned about the transit fuding environment in Georgia and Transit Development Plans.	TC
McBurney, Andrew	19860	Mobility Conference APTA - Portland, OR - Apr 28 - May 1, 2024	2,637.03	Gained understanding of emerging trends in transit service design and delivery, including bus rapid transit, zero-emissions buses, microtransit, and web-based planning tools.	TC
McClendon, Nolan	11511	APTAtch Conference - Anaheim, CA - Jul 29 - Aug 2, 2023	2,430.02	Conference highlighted innovations in automated fare collection and revenue management.	TC
McClendon, Nolan	14910	AFC Agency Site - San Diego, CA - Jun 23 - 26, 2024	1,778.96	AFC Agency Site Visit to SDMTS to get a firsthand look at the fare collection system that Init deployed. Init was awarded MARTA's AFC 2.0 contract.	MI
McGhee, Michael	16720	RTA Workshop / Field Trip - Birmingham, AL - Jun 10 -13, 2024	941.96	Railroad Tie Association site visit.	MI
McKinney, Ralph	12710	APTA Transform Conference - Orlando, FL - Oct 7 - 11, 2023	2,830.28	Technology, products, and service transit conference.	TC
McKinney, Ralph	12710	FTA/SSO RTA Workshop - St. Louis, Missouri - Nov 14 - 16, 2023	941.54	FTA-led sessions on rail transit system safety, oversight responsibilities, and other FTA safety policy and program updates.	TC
McKinney, Ralph	12710	APTA Mobility Conference - Portland, OR - April 28 - May 1, 2024	1,701.64	Networking with mobility and safety transit professionals.	TC
McKinney, Ralph	12710	APTA Rail Conference - Cleveland, OH - Jun 1 - 4, 2024	2,658.10	Annual APTA conference on heavy rail operations.	TC
McKinzie, Pearlie L.	19210	International Association of Chiefs of Police Conference (trip canceled) San Diego, CA Oct 12 - 22, 2023	500	Law Enforcement Training	TR
McKinzie, Pearlie L.	19210	Transit Police Summit - New York, NY - Dec 13 - 15, 2023	2,132.41	Law Enforcement Conference	OC
McKinzie, Pearlie L.	19210	International Association of Chiefs of Police Technology Conference - Charlotte, NC - May 20 - 23, 2024	2,108.54	Law Enforcement Training	TR
McKinzie, Pearlie L.	19210	Commission on Accreditation for Law Enforcement Agencies Conference - Montgomery, AL - Mar 22 - 24, 2024	826.7	Law Enforcement Training	TR
Mehserle, Liston	19841	To attend NACTO Conference - Miami, FL - May 7 - 10, 2024	1,718.44	Attended conference to present MARTA's bus stop work and learn more about designing multimodal streets to support MARTA's Safe Routes to Transit program.	TC
Miller, Douglas	15710	APTA Peer Review - San Jose, CA - Aug 27 - Sept 1, 2023	407.00	Peer agency field trip.	MI
Mitchell, D'Anthony	18850	QEI Certification - Clearwater, FL - Oct 22 -28, 2023	2,927.96	Elevator inspection certificate.	TR
Moore, Amber B.	12811	ThinkTransit Conference - Tucson, Arizona - Mar 24 - 28, 2024	2,364.28	Attended the ThinkTransit Conference for Training needed in Scheduling Dept.	MI
Moore, Olivia	19210	Georgia Association of Chiefs of Police Admin Staff Seminar - Helen, GA - Sept 25 - 28, 2023	1,201.58	Law Enforcement Conference	OC
Morris, Ryan	14524	IFLEX Fall 2023 Workshop, State College, PA - Sept 17 -20, 2023	1,647.34	Transit finance professional development program.	TC
Mullinax, Melissa J	22620	ARC 2023 Annual LINKS Trip - Montreal, Canada - Aug 15 - 20, 2023	6,013.13	Leadership development conference with Atlanta civic leaders	MI
Mullinax, Melissa J	22620	IFEBP Conf. - Boston, MA - Oct 1 - 3, 2023	1,167.39	Employee benefits conference	MI
Mullinax, Melissa J	22620	APTA Transform Conf. Meeting - Orlando, FL - Oct 8 - 9, 2023	784.58	Networking with peer agencies.	TC
Mullinax, Melissa J	22620	Stadler New Rail Car Tour - Salt lake City, UT - Dec 4 - 6, 2023	1,579.96	Examining new CQ400 rail cars.	TC
Mullinax, Melissa J	22620	DNR Rail Car Submergent - Savannah, GA - Dec 19, 2023	1,106.65	Attending disposal/ sinking of out of service rail cars.	MI
Mullins, Margaret	11511	Attend 2023 GTA Conference - Athens, GA - Dec 6 - 8, 2023	754.32	Attended transit strategy/trend/policy seminars and networked with statewide transit personnel.	TC

FY24 Summary of MARTA Staff Travel					
Name	Cost Ctr	Description & Date	Amount	Purpose & Details	Code
Nash, Paula	11710	APTA Legal Conference - New Orleans, Feb 10 - 13, 2024	2,520.40	Attended conference to present on MARTA's DBE program and learn more about FTA required compliance programs.	TC
Nelson, Jacquelyn M	19210	Bloodstain Pattern Analysis - Knoxville, TN - Oct 22 - 27, 2023	2,292.80	Law Enforcement Training	TR
Newson, Kameal	19210	Internal Affairs Certification - Franklin, TN - Apr 28 - May 3, 2024	1,685.45	Law Enforcement Training	TR
Nicolas, Serge Jr.	12822	Visit AC Transit in Oakland California - Oakland, CA - May 21 -23, 2024	1,764.31	Traveled to AC Transit in Oakland California to visit their training facility.	TR
Owensby, Nikki K	14310	NTD Training - Houston, TX - Mar 25 -27, 2024	1,504.04	The goal of this course is to help transit professionals learn the necessary skills for reporting data to the NTD internet reporting website.	TR
Parham, Dedric	12720	FTA SSOA RTA Workshop - St Louis, MS - Nov 14-16, 2023	1,110.17	FTA-led conference/sessions on rail transit system safety, oversight responsibilities, and other FTA safety policy and program updates.	TC
Patel, Janki V	16110	APTA Legal Affairs Seminar - New Orleans, Louisiana, Feb 10 - 13, 2024	2,261.91	2024 APTA Legal Affairs Seminar which offered continuing education courses for attorneys in transportation.	TC
Pathan, Sahil Abdulgaffarkhan	13211	EDW Conference - Orlando, Mar 23 - 29, 2024	3,059.29	Attended conference and pre and post-conference hands-on tutorials on industry best practices for Data Governance and Data Mgmt Strategies	OC
Patterson, Greg E.	14511	USDOT Regional Infrastructure Accelerator Grant, Washington, DC, Nov 28 - 30, 2023	536.94	Attended at request of the Build America Bureau to receive instruction and collaboration on the recently-awarded Regional Infrastructure Accelerator Grant to MARTA (\$1.75 million).	MI
Peart, Shelley G	22110	COMTO 2023 Educational Conference - Los Angeles, Jul 7 - 12, 2023	3,278.84	Learning, training and networking for transit industry leaders.	TC
Pensyl, Donald N	15710	Trapeze Transit Conference - Tucson, AZ - Mar 24 -28, 2024	3,993.08	Attended Trapeze Thinktransit Users conference.	TC
Petersen, Eric	12820	Final Acceptance Test - Bus Simulators - Detroit MI - Nov 28, 2023	589.80	Examination of bus infrastructure	CP
Phillips, Orane	19210	National Police Week - Washington, DC - May 11 - 16, 2024	3,957.00	National Police Week Memorial Representative	MI
Phillips, Orane	19210	APTA Rail Security Gold Award - Cleveland, OH, Jun 3 - 5, 2024	1,890.03	Law Enforcement Award Recipient	TC
Philpot, Sherby R.	12821	APTA Rail Conference - Cleveland, OH - Jun 2 - 5, 2024	2,483.39	Attended APTA rail conference gaining knowledge of various rail practices as it pertains to training.	TC
Pinnock, Shawn A	19412	CoMET CBTC workshop - Manhattan, NY - Jul 10 - 14, 2023	2,045.31	Communications based train control learning and development.	TR
Pofahl, James Andrew	13212	TRB Annual Meeting and Transportation Camp - Washington, DC - Jan 5 - 11, 2024	2,993.98	Attended Transportation Research Board annual meeting as a participant in the 2024 Transit Data Challenge as one of eight presenter finalists.	TC
Polhemus, Emma E	16810	ENOMAX Travel - Area Transit System - Charlotte, NC - Oct 14 -20, 2023	1,951.81	Interagency exchange and leadership development program	TC
Pradhan, Sunny	12410	MTA NY Cybersecurity Consortium - Manhattan, NY - Oct 29 - 31, 2023	2,027.29	Professional development and networking with cybersecurity professionals from the top 20 transit authorities to compare/contrast transit cybersecurity best practices	TR
Pradhan, Sunny	12410	MES Cybersecurity Conference - Orlando, FL - Apr 27 - 30, 2024	380.94	Attended Cybersecurity workshop/conference to network and have a knowledge transfer sessions with CISO, CIO, Information Security Directors and other leaders. Participated in a workshop session to understand advanced IT threat models, cyber risk(s), IT Governance, Risk, & Compliance (GRC) best practices and maturity programs.	MI
Prescott, Lawrence D	18210	2023 Georgia Transportation Summit - Athens, GA - Nov 30 - 30, 2023	390.00	Presentation on MARTA Capital Program	TC
Pritchett, Duane D	16110	APTA Legal Affairs Seminar - New Orleans, Louisiana, Feb 10 - 13, 2024	2,614.50	Attended conference on various transit-related topics, including emerging litigation trends.	TC
Putney, Frank T	16120	Attend Continuing Legal Education seminar for Workers' Compensation Attorneys, Jekyll Island, GA - Oct 4 - 5, 2023	1,952.40	Annual training seminar for workers' compensation attorneys, including updates on law, procedures and practices in the legal specialty in which I work at MARTA.	TR
Quarles, Delton	15912	Think Transit Conference - Tucson, AZ - Mar 24 - 28, 2024	3,987.66	Sent to the Think Transit conference as the Mobility Trapeze Pass SME to learn about about new technology and best practices for improvemnet of Trapeze pass software use.	TC
Rafshoon, Michael	22440	Chamber Congressional Luncheon - Athens, Aug 7 - 8, 2023	311.14	Networking with MARTA's federal delegation and staff members.	MI
Rafshoon, Michael	22440	Attended GTA in Athens, GA - Dec 6 - 8, 2023	1,013.58	Networking with transit partner agencies and attending transit policy seminars.	TC
Randolph, Denise	14953	APTA Conference Fare Collection - Orlando, FL - Oct 7 -11, 2023	3,381.50	APTA Conference - Review the various fare collection and mobile payment systems. Meeting and sharing with various agency personnel on revenue collection and settlement.	TC
Randolph, Denise	14953	AFC 2.0 Site Visit to San Diego, CA - Jun 23 -26, 2024	1,868.96	AFC Agency Site Visit to SDMTS to get a firsthand look at the fare collection system that Init deployed. Init was awarded MARTA's AFC 2.0 contract.	MI
Renfro, Julia	19210	Fort Liberty Job Fair - Fort Liberty, NC - Aug 16 - 18, 2023	484.24	MPD Job Fair	MI
Ringer, Tawanna M	19210	Mobile Command Vehicle State-wide Training - Perry, GA- Apr 22 - 26, 2024	533.46	Law Enforcement Training	TR
Roberson, Tracie	19851	WTS Conference - New Orleans, LA - May 7 - 11, 2024	3,266.53	Women in transportation conference.	TC
Roberts, Eugene	19210	Professional Management Program - Columbus, GA - Aug 13 - 19, 2023	887.5	Career Development	MI
Roberts, Eugene	19210	Professional Management Program - Columbus, GA - Oct 15 -20, 2023	744.5	Career Development	MI
Robinson, Delano B	12826	Zero Emissions Bus Tour - San Francisco, CA - May 21 - 23, 2024	1,378.02	Site visit to see SF zero emissions buses.	MI
Robinson, Kenya	16810	Eno MAX - Pittsburgh, PA - Jun 9 -14, 2024	1,492.40	Selected to attend Enomax for a business project.	TC
Rowell, LaKwanza L	17320	Assoc. for Commuter Transportation Conf. Seattle, WA - Jul 30 - Aug 2, 2023	2,709.70	The conference provided education and training, along with best practices sharing and networking to improve transportation options for commuters.	OC
Ruiz, Abel	14840	TFlex Conference - State College, PA - Sept 17 - 20, 2023	1,465.36	Transit financing conference.	TC
Salter, Chablis	19210	International Association of Chiefs of Police Technology Conference - Charlotte, NC - May 20 - 23, 2024	2,183.24	Technology Conference	OC
Salter, Chablis	19210	APTA Rail Security Gold Award Presentation - Cleveland, OH - Jun 3 - 4, 2024	1,133.23	Law Enforcement Award Recipient	TC

FY24 Summary of MARTA Staff Travel					
Name	Cost Ctr	Description & Date	Amount	Purpose & Details	Code
SantaCruz, Concepcion	23512	CQ400 Audit - Salt Lake, Utah - Jul 11 - 14, 2023	304.49	Inspection of new CQ400 rail cars under procurement.	CP
SantaCruz, Concepcion	10810	CQ400 Mtgs, FAI reviews - Zurich, Budapest, Hamburg - Aug 19 - Sept 1, 2023	1,159.36	Meeting for CQ400 delivery.	GF
SantaCruz, Concepcion	10810	APTA Conference - Orlando, FL - Oct 8 -12, 2023 - Registration	1,100.00	Annual transportation conference showcasing new technology, products, and services.	TC
SantaCruz, Concepcion	10810	Stadler trip for CQ400 - Salt Lake City, UT - Oct 23 - 26, 2023	315.98	Inspection of new CQ400 rail cars under procurement.	CP
SantaCruz, Concepcion	10810	First article inspections for CQ400 - Various, Europe, Nov 4 - 17, 2023	800.00	Inspection of new CQ400 rail cars under procurement.	CP
SantaCruz, Concepcion	10810	Stadler trip - Salt Lake, City, UT Dec 4 - 6, 2023	233.23	Inspection of new CQ400 rail cars under procurement.	CP
SantaCruz, Concepcion	10810	Stadler trip for CQ400 - Montreal, Canada - Dec 11 - 13, 2023	123.79	Inspection of new CQ400 rail cars under procurement.	CP
Scott, Michele T.	16790	Attended OSHA Fall Protection Course - Savannah, GA - Sept 24 - 28, 2023	2,837.10	Continuing education for transit safety.	TR
Shannon, Raymell P.	11511	Transit ticketing & Fare Collection in the US - San Francisco, CA - Oct 31 - Nov 3, 2023	3,017.14	Discuss key emerging trends in the transit ticketing and fare collection systems industry in the US and review case studies	TC
Shannon, Raymell P.	11511	Agency Site Visit- SDMTS - San Diego, CA - Jun 23 - 26, 2024	1,766.61	Visit SDMTS for AFC 2.0 to see how the INIT system was implemented and gather lesson learned	MI
Shumaker, Timothy Adam	22010	ART & BRT case study videos in Minneapolis, MI - Sept 11 - 15, 2023	2,133.01	Provided videography for site visit to San Diego.	MI
Shumaker, Timothy Adam	22010	Attend APTA Transform Conference - Orlando, FL - Oct 7 -11, 2023	2,794.54	Technology, products, and services in transit seminar.	TC
Simms, Kenneth J	16791	Travel to NFPA 2024 Conference - Orlando, FL - Jun 16 - 21, 2024	4,137.89	Attended the NFPA Conference & Expo which allowed me to expand my expertise in electrical safety, network with industry professionals, and stay up-to-date with the latest technologies and regulations. Investing in my attendance at this event helped MARTA maintain a robust electrical safety culture, reducing electrical hazards, and ensuring the well-being of its employees.	OC
Sims, Raymond L.	19210	Command College - Columbus, GA - Feb 18 - 23, 2024	1,228.83	Career Development	MI
Sims, Raymond L.	19210	Command College - Columbus, GA - Apr 14 - 19, 2024	1,278.83	Career Development	MI
Sinclair, Andre Roberto	12411	SANS CloudSecNext Summit & Training - Dallas, TX - Oct 15 - 23, 2023	11,991.83	Attending SANS 488 offers comprehensive cloud security knowledge, delivering	TR
Smalling, Damian	19210	First Line Leadership Conference - Cincinnati, OH - Sept 12 - 15, 2023	2,162.46	Law Enforcement Training	TR
Smith, Chrishon Larvette	16730	TSI advanced Class - Kalamazoo, MI - Sept 17 - 22, 2023	1,836.00	TSI course to learn about advanced collision investigation techniques and methodologies to identify and analyze skid marks, enhanced scene photography, and identify bus collision contributing factors as they relate to speed in pedestrian, bus, automobile, and motorcycle collisions.	TC
Smith, Debra	19210	Approved break from TSA K-9 Training - San Antonio, TX - Apr 19 - 21, 2024	450.2	Law Enforcement Training	TR
Smith, Dwight W.	17310	APTA Marketing Conf. - New Orleans, LA - Feb 12 -15, 2024	2,491.16	Learning best practices and ideas from other agencies for public affairs and marketing.	TC
Sparks, Richard	19210	Police Recruitment & Retention Summit - Las Vegas, NV - Aug 5 - 9, 2023	2,967.55	Law Enforcement Training	TR
Spencer, Ethridge R	15710	CQ 400 meeting with Stadler - Salt Lake, Utah, Jun 24 - 27, 2024	224.00	Attended CQ400 new rail car spare parts and production workshop.	CP
Spirling-Brooks, Tamika	19312	Federal Mediation and Conciliation Service Training - Atlantic, NJ - Oct 11 - 14, 2023	1,117.38	Training for mediation.	TR
Spirling-Brooks, Tamika	19312	Georgia Labor Management Conference - Saint Simons Island, GA - Jun 11 - 14, 2024	1,683.71	Human resources and labor management conference.	MI
Steidle, Brett	19210	2023 Crisis Negotiation Conference - Scottsdale, AZ - Nov 12 - 17, 2023	2,479.87	Law Enforcement Training	TR
Stephanopoulos, Dimitrios	14740	GTA Conference, Athens, GA - Dec 6 - 8, 2023	443.20	Networking with Georgia transit professionals and vendors.	TC
Stone-Boyd, Negesha N.	19210	Chiefs of Police First Line Leadership Conference - Cincinnati, OH - Sept 12 - 15, 2023	1,638.67	Law Enforcement Training	TR
Stone-Boyd, Negesha N.	19210	Woman in Law Enforcement Summit - Dallas, TX - Oct 28 - 31, 2023	2,311.61	Law Enforcement Training	TR
Talbott, Kirk R	10110	Info-Tech Live - Las Vegas, NV - Sept 18 - 21, 2023	2,038.09	Technology conference brings together more than 2,000 IT executives, thought leaders, industry analysts, and technology experts in an engaging, interactive, and insightful event that explores the future of technology and innovation.	MI
Taylor, Sade A	16790	Attend the National Safety Conference - New Orleans, Oct 22 - 26, 2023	3,300.68	Networking and education for safety professionals.	MI
Tegeger, Tai Min McCarthy	12811	ThinkTransit Conference - Tucson, Arizona, Mar 24 - 28, 2024	2,422.97	Networking with peer agencies.	TC
Thomas, Anthony	11550	Expense Report for APTA Tech Conference - Anaheim, CA - Jul 30 - Aug 2, 2023	2,600.07	Attended APTA Technology conference to learn about innovations in technology which may inform ongoing and upcoming customer technology projects.	TC
Thomas, Anthony	11550	Expense Report for GTA Annual Meeting -Athens, GA - Dec 6 - 8, 2023	903.12	Attended the Annual Meeting as MARTA's representative on the GTA Board of Directors.	TC
Thomas, Anthony	16810	EnoMax - Pittsburgh, PA - Jun 9 - 14, 2024	1,443.40	Attended the host week at PRT in Pittsburgh as a part of the EnoMAX transit agency exchange program.	TR
Thomas, Bradley M	16731	TSI Class - Fairfax, VA - Jul 16 - 21, 2023	1,937.00	Transportation Safety Institute training.	TR
Thomas, Richard W	22621	APTA Sub Operations Planning & Scheduling - Anaheim, CA -Jul 29 - Aug 6, 2023	2,893.95	Attended APTA Sustainability Operations Planning & Scheduling to expand my knowledge of industry best cutting-edge practices, sustainability and resilience principles, zero-emission transitioning, and incorporating renewable energy technologies.	TC
Thompson, Hanethia	12120	Interim Buy America Audit - Salt Lake City, Utah - Jul 10 - 14, 2023	3,604.69	Ensuring compliance with Buy America policies.	CP
Thompson, Michelle	14910	AFC Agency Site Visit, San Diego, CA - Jun 23 - 26, 2024	1,813.96	AFC Agency Site Visit to SDMTS to get a firsthand look at the fare collection system that Init deployed. Init was awarded MARTA's AFC 2.0 contract.	MI
Thurman, Leah A	16810	EnoMax Program - Charlotte, NC - Oct 14 - 20, 2023	1,717.69	Networking and professional development with peer agencies.	TC
Trotter, Manning	16810	EnoMax - Charlotte, North Carolina - Oct 14 - 20, 2023	1,687.19	Networking and professional development with peer agencies.	TC
Turner, Christopher	16720	APTA TRANSform Conference - Orlando, FL - Oct 7 - 11, 2023	3,159.63	Conference on transit technology, products, and services.	TC
Tzanov, Emil R	12110	Diligent Modern Governance Summit 2023 - Orlando, FL - Sept 13 -15, 2023	1,281.76	Present on audit and governance topics at the conference. Receive mandatory audit training.	OC

FY24 Summary of MARTA Staff Travel					
Name	Cost Ctr	Description & Date	Amount	Purpose & Details	Code
Tzanov, Emil R	12110	Assoc. of Local Government Auditors Conf. - Seattle, WA - May 5 - 8, 2024	2,187.23	Receive mandatory governmental auditing contiuing professional education credits	OC
Vallo, Jacob D	19920	Regional Infrastructure Accelerator Summit, Washington, DC, Nov 28 - 30, 2023	500.60	Provided information on Build America Bureau's regiona infrastructure accelerator program to better inform federal grant allocation.	TC
Washington, LaTeeka Ellen	19510	APTA TRANSform 2023 - Orlando, FL - Oct 6 - 11, 2023	3,250.66	Travel to Conference to attend committe meetings, attend learning sessions and seminars.	TC
Washington, Tonya L.	19210	Computer Voice Stress Analysis Recertification, Goodlettsville, TN, Feb 26 - 29, 2024	1,751.91	Law Enforcement Training	TR
Way, Marcus	15565	ENO TMM Program 2023 - Boston, Massachusetts - Oct 1 - 6, 2023	8,029.80	I traveled to Campbell Ca. to visit Charge Point electric transit fleet charging, education, and demo session.	MI
Way, Marcus	15565	Charge Point Workforce Development - San Jose, CA - May 7 - 9, 2024	2,124.80	I traveled to Boston, Mass to attend the ENO Mid-Manager program.	MI
Weaver, Jonathan	15311	APTA Tech Conference - Anaheim, CA - Jul 29 - Aug 3, 2023	3,292.01	2023 APTAtech Conference in Anaheim August 2023	TC
Weaver, Jonathan	15311	TTS Bus Simulator Inspection - Ann Arbor, MI - Oct 16, 2023	709.55	Visit to Ann Arbor to attend the FAT of the Bus Simulators from TTS	CP
Weaver, Jonathan	15110	Twelfth Annual State of good Repair Conference - Washington DC, Mar 12 - 14, 2024	1,865.11	12th Annual Transit SGR Conference in D.C March 2024	TC
Weaver, Jonathan	15110	APTA Mobility Conference - Portland, OR - Apr 27 - May 1, 2024	3,007.69	2024 APTA Mobility Conference in Portland May 2024	TC
Weaver, Jonathan	16810	EnoMAX PRT Visit - Pittsburgh, PA - Jun 9 -14, 2024	1,359.40	2024 EnoMAX visit to PRT June 2024	TR
Wilkins, Nelson Jr	16792	AHMP Conference - Omaha - NE - Aug 26 - 30, 2023	2,634.76	Learning best practices in hazmat disposal.	MI
Williams, Donika L	19210	Women in Law Enforcement Summit - Dallas, TX - Oct 28 - 31, 2023	2,273.59	Law Enforcement Training	TR
Williams, Lawrence	11740	APTA TransForm Conference - Orlando, FL - Oct 8 - 10, 2023	2,857.51	Attended APTA's transform conference for commettee meetings, and seminars	TR
Williams, Lawrence	11740	Critical Infrastructure Transp Cybersecurity Consortium-New York, NY Oct 29 - 31, 2023	916.28	Professional development and networking with cybersecurity professionals from the top 20 transit authorities to compare/contrast transit cybersecurity best practices	TR
Wilson-Hunte, Tamara D.	17516	Eno Mid-Manager Program TMM - Denver, CO - Jul 16 - 21, 2023	3,849.44	Leadership training for transit professionals.	TC
Woodward, Michael	19210	Hazardous Devices School Certification - Huntsville, AL - Nov 5 - Dec 15, 2023	8,919.00	Law Enforcement Training	TR
Wright, George	11810	Stadler - Salt Lake City, Utah Oct 4 - 8, 2023	1,047.80	Attended quarterly meeting (STECO) with Stadler regarding CQ400 Build.	CP
Wright, George	11810	APTA Expo - Orlando, FL - Oct 8 -11, 2023	1,512.78	Attended annual Expo. Networking and Learning Engagement.	TC
Wright, George	11810	UK Rail Exchange - London, England, Jan 21 - 24, 2024	86.23	Attended UK Rail Exchange in league with the British Consulate and other US Peer Agencies. Networking and Familiarization Engagement.	MI
Wright, George	11810	APTA Mobility Conference - Portland, OR - Apr 27 - May 1, 2024	2,939.26	Attended Mobility Conference-Readiness Prep with BRT, Paratransit, On-Demand. Networking, Learning, and Recruiting Engagement.	TC
Wyche, Sharrod M	19210	Hazardous Devices School Certification - Huntsville, AL - Aug 20 - Sept 22, 2023	5,761.60	Law Enforcement Training	TR
Wyche, Sharrod M	19210	Advanced Threat Assessment - Virginia Beach, VA - May 20 - 25, 2024	4,121.25	Law Enforcement Training	TR
Wyczalkowski, Chris	11540	Georgia Transit Association Conference - Athens, GA - Dec 6 - 8, 2023	887.28	Presented at the Georgia Transit Association Conference, Dec 2023 in Athens, GA	TC
Wyczalkowski, Chris	11540	TRB Conference - Washington, DC - Jan 7 - 11, 2024	2,665.42	Attended TRB Annual Research conference in January 2024 in Washington DC	TC
Yap, SooHuey	13210	TRB Annual Meeting - Washington, DC - Jan 5 - 11, 2024	3,183.98	Invited to co-host inaugural meeting for TRB Transit Data Infrastructure and Governance Subcommittee, and invited to be a panelist on Transit Data Governance in Practice Success Stories and Strategies.	TC
Yohanis, Smrawit	19860	Mobility Conference APTA - Portland, OR - Apr 28 - May 1, 2024	2,718.85	Professional development and to compare/contrast transit best practices	TC
Yoo, Sung Kenes	14310	NTD Training - Houston, TX - Mar 25 - 28, 2024	1,285.58	The goal of this course is to help transit professionals learn the necessary skills for reporting data to the NTD internet reporting website.	TR

METROPOLITAN ATLANTA RAPID TRANSIT AUTHORITY

EMPLOYEES WITH ANNUAL COMPENSATION OF \$20,000 OR MORE

The salary section of the FY 2024 MARTOC Report lists all MARTA employees who have an annual base salary of \$20,000 or more or those who have earned \$20,000 or more during the reporting period (July 1, 2023 through June 30, 2024).

METROPOLITAN ATLANTA RAPID TRANSIT AUTHORITY

EMPLOYEES WITH ANNUAL COMPENSATION OF \$20,000 OR MORE

The following definitions explain the figures reflected in the report:

- **Base Salary** – The annual salary for non-union employees; the hourly rate multiplied by the total annual regular hours for union employees for the respective fiscal year.
- **Difference (+/-)** – The difference between the current annual base salary and the previous base salary. May include automatic step increases (union employees), promotions, progressions, employees moving from part-time to full-time positions, adjustments resulting from wage/salary updates, and other salary adjustments.
- **Regular Earnings** – Includes time entry wages/salary, Paid Time Off (PTO) taken, Vacation, Sick Leave, Holiday pay, and other leave pay, etc.
- **Overtime Earnings** – Overtime payments are made for (1) scheduled overtime, in which overtime is built into the employee's routine work assignment (i.e., Bus Operators who pick work that pays more than 8 hours a day), and (2) unscheduled overtime, in which overtime is assigned, as needed, to cover employee absences or to meet special work needs. Unscheduled Overtime is necessary for any number of reasons, including but not limited to, unexpected employee absences, unanticipated needs for repair work either to stations, tracks, buses or trains, and/or similar situations.
- **Other Earnings** – Includes Paid Time Off (PTO) sold, uniform/tool allowance, jury duty, and military pay.
- **Gross Earnings** – Reflects fiscal year-to-date gross earnings. May include overtime pay, deferred compensation, sold PTO, union arbitration awards, taxable value of such perquisites as use of company car and life insurance, uniform/tool allowance, and other pay peculiar to existing MARTA employment agreements.

An asterisk (*) before the position indicates a bargaining unit position.

METROPOLITAN ATLANTA RAPID TRANSIT AUTHORITY (MARTA)
MARTOC REPORT

EE NUMBER	TITLE	FY 23	FY 24	DIFFERENCE	REGULAR	OVERTIME	OTHER	TOTAL
		BASE SALARY	BASE SALARY	+/-	EARNINGS	EARNINGS	EARNINGS	EARNINGS
0000350735	*BUS OPERATOR (DATE LAST EMPLOYED 12-Apr-2024)	36,899.20	41,600.00	4,700.80	22,009.81	1,996.02	0.00	24,005.83
0000340741	*JOURNEYMAN ET-RAIL CAR MAINT	57,324.80	62,004.80	4,680.00	62,733.62	10,129.86	400.00	73,263.48
0000343195	*BUS OPERATOR	48,380.80	56,888.00	8,507.20	56,971.06	22,471.37	4,176.24	83,618.67
0000353785	*BUS OPERATOR (DATE LAST EMPLOYED 31-Jul-2024)	41,600.00	41,600.00	0.00	26,318.45	4,127.70	0.00	30,446.15
0000315788	*RAIL STATION CLEANER	36,192.00	40,456.00	4,264.00	45,045.97	12,903.04	0.00	57,949.01
0000351969	*RAIL STATION CLEANER	30,180.80	35,776.00	5,595.20	36,352.88	17,530.83	0.00	53,883.71
0000306649	PARKING SERVICES CASHIER PT (DATE LAST EMPLOYED 01-May-2024)	0.00	0.00	0.00	36,300.79	2,650.57	1,406.18	40,357.54
0000328850	*JOURNEYMAN ET-TRAIN CONTROL	57,324.80	62,004.80	4,680.00	66,902.06	23,636.08	400.00	90,938.14
0000303344	CONTRACT PROFESSIONAL DISPATCH	0.00	0.00	0.00	67,416.13	6,090.55	0.00	73,506.68
0000342151	*RAIL OPERATOR	52,187.20	56,888.00	4,700.80	63,460.08	22,882.92	2,754.00	89,097.00
0000349774	*BUS OPERATOR	36,899.20	45,406.40	8,507.20	47,671.53	12,278.79	160.00	60,110.32
0000344201	*JOURNEYMAN RAIL CAR MECHANIC	57,324.80	62,004.80	4,680.00	67,158.15	9,215.10	400.00	76,773.25
0000348175	SR GRC SECURITY ANALYST	104,000.26	107,640.52	3,640.26	103,902.17	0.00	2,666.68	106,568.85
0000306520	*BUS OPERATOR	52,707.20	57,928.00	5,220.80	46,304.90	9,577.63	5,918.32	61,800.85
0000334534	*JOURNEYMAN RAIL CAR MECHANIC	57,324.80	62,004.80	4,680.00	63,322.40	127.40	400.00	63,849.80
0000339399	CONTRACT SPECIALIST II	72,745.40	75,291.58	2,546.18	72,721.44	0.00	2,797.90	75,519.34
0000323617	MOBILITY CUSTOMER CARE REP	47,131.50	54,405.00	7,273.50	49,916.12	5,259.41	1,415.52	56,591.05
0000305138	*PT BUS OPERATOR	0.00	0.00	0.00	22,285.08	0.00	0.00	22,285.08
0000348367	*JOURNEYMAN BUS TECHNICIAN	52,811.20	58,822.40	6,011.20	61,389.46	5,607.80	400.00	67,397.26
0000332656	SUPV RAIL LINE	66,414.40	70,824.00	4,409.60	67,002.99	14,825.82	9,706.72	91,535.53
0000332202	*SERVICEPERSON I	39,956.80	43,700.80	3,744.00	48,774.76	29,528.65	0.00	78,303.41
0000323300	COMMUNICATIONS ENGINEER VI	105,395.94	109,084.82	3,688.88	105,215.61	0.00	5,773.00	110,988.61
0000333272	TRANSIT POLICE OFFICER	72,883.20	75,441.60	2,558.40	54,116.73	49,554.48	25,652.44	129,323.65
0000348926	*BUS OPERATOR	36,899.20	45,406.40	8,507.20	27,606.43	5,203.92	174.64	32,984.99
0000333418	*BUS OPERATOR	52,187.20	56,888.00	4,700.80	42,011.98	2,937.78	0.00	44,949.76
0000348134	SR INFORMATION TECH AUDITOR	97,850.22	101,275.20	3,424.98	97,796.12	0.00	5,645.21	103,441.33
0000334255	*JOURNEYMAN ET-TRAIN CONTROL	57,324.80	62,004.80	4,680.00	66,597.64	19,727.79	698.10	87,023.53
0000351642	*BUS OPERATOR (DATE LAST EMPLOYED 27-Feb-2024)	36,899.20	41,600.00	4,700.80	31,510.65	4,228.76	0.00	35,739.41
0000351617	*JOURNEYMAN ET-RAIL CAR MAINT	49,732.80	58,552.00	8,819.20	57,883.41	4,435.85	400.00	62,719.26
0000306619	SUPV BUS TRANSPORTATION	70,324.80	74,984.00	4,659.20	63,335.07	509.67	7,321.54	71,166.28
0000332187	*BUS OPERATOR	52,187.20	56,888.00	4,700.80	57,269.25	7,150.41	2,316.40	66,736.06
0000338011	*RAIL STATION CLEANER	35,672.00	39,416.00	3,744.00	44,256.52	19,484.30	151.60	63,892.42
0000354421	*JOURNEYMAN BUS TECHNICIAN	54,412.80	54,412.80	0.00	23,612.10	539.55	0.00	24,151.65
0000306667	PARKING SERVICES CASHIER PT (DATE LAST EMPLOYED 01-May-2024)	0.00	0.00	0.00	30,293.84	967.47	566.86	31,828.17

METROPOLITAN ATLANTA RAPID TRANSIT AUTHORITY (MARTA)
MARTOC REPORT

EE NUMBER	TITLE	FY 23	FY 24	DIFFERENCE	REGULAR	OVERTIME	OTHER	TOTAL
		BASE SALARY	BASE SALARY	+/-	EARNINGS	EARNINGS	EARNINGS	EARNINGS
0000352886	CONTRACT EMP PT POLICE OFFICER	0.00	0.00	0.00	36,557.21	0.00	0.00	36,557.21
0000346103	SR PERFORMANCE ANALYST (DATE LAST EMPLOYED 20-Oct-2023)	97,919.90	97,919.90	0.00	31,949.44	0.00	12,575.26	44,524.70
0000318939	*SERVICEPERSON I	39,956.80	43,700.80	3,744.00	33,152.68	0.00	0.00	33,152.68
0000302561	FARE COLLECTION ASST	41,203.50	42,646.50	1,443.00	41,820.08	3,822.60	0.00	45,642.68
0000352406	CONTRACT SPECIALIST III (DATE LAST EMPLOYED 05-Apr-2024)	82,400.24	82,400.24	0.00	60,271.67	0.00	529.06	60,800.73
0000349909	TRANSIT POLICE OFFICER	36,899.20	53,040.00	16,140.80	46,814.36	5,962.08	960.00	53,736.44
0000320333	PORTFOLIO MANAGER I	85,986.16	88,995.92	3,009.76	84,294.65	0.00	1,653.60	85,948.25
0000302113	SR RADIO COMMUNICATIONS ENGR	100,654.84	104,177.84	3,523.00	90,535.33	0.00	21,697.77	112,233.10
0000334076	MGR ACCOUNTING	143,423.02	134,948.06	-8,474.96	134,692.19	0.00	15,194.85	149,887.04
0000347466	*JOURNEYMAN BODY REPAIR	53,872.00	58,988.80	5,116.80	63,547.12	41,654.07	400.00	105,601.19
0000337481	*SERVICEPERSON I	35,672.00	39,416.00	3,744.00	43,237.95	11,702.69	0.00	54,940.64
0000351245	MOBILITY CUSTOMER CARE REP	41,652.00	43,114.50	1,462.50	42,107.67	3,312.81	1,450.14	46,870.62
0000340591	MGR INFORMATION TECH AUDIT	116,390.56	132,103.40	15,712.84	118,471.10	0.00	5,670.32	124,141.42
0000348402	*STATION AGENT	36,899.20	42,848.00	5,948.80	24,517.39	0.00	873.20	25,390.59
0000316283	*JOURNEYMAN TRACK MAINTAINER	57,324.80	62,004.80	4,680.00	68,820.60	3,157.89	1,102.40	73,080.89
0000329975	SUPT CONTROL CENTER	104,050.18	104,050.18	0.00	20,009.70	0.00	0.00	20,009.70
0000342001	MECHANICAL ENGINEER VI	90,041.12	93,192.58	3,151.46	90,040.67	0.00	4,617.50	94,658.17
0000338782	TRANSIT POLICE OFFICER SPECIAL	59,924.80	64,521.60	4,596.80	54,091.71	31,492.56	23,032.91	108,617.18
0000331057	*RAIL OPERATOR	52,187.20	56,888.00	4,700.80	39,718.22	1,612.89	602.16	41,933.27
0000338063	*RAIL STATION CLEANER	35,672.00	39,416.00	3,744.00	43,273.80	6,077.47	0.00	49,351.27
0000338679	ROOF INSPECTOR II	66,972.88	69,317.04	2,344.16	66,957.37	0.00	5,151.79	72,109.16
0000335497	*RAIL OPERATOR	52,187.20	56,888.00	4,700.80	54,894.43	7,664.15	218.80	62,777.38
0000354265	*BUS OPERATOR (DATE LAST EMPLOYED 13-Jun-2024)	41,600.00	41,600.00	0.00	22,237.78	1,950.60	0.00	24,188.38
0000318010	*RAIL OPERATOR	52,187.20	56,888.00	4,700.80	58,439.38	1,711.50	2,256.38	62,407.26
0000354317	SUPV BUS MAINTENANCE	69,305.60	69,305.60	0.00	30,625.00	13,421.88	0.00	44,046.88
0000326270	*JOURNEYMAN ET-TRAIN CONTROL	57,324.80	62,004.80	4,680.00	71,506.52	55,053.04	675.60	127,235.16
0000304699	*MATERIAL CONTROLLER	53,705.60	57,969.60	4,264.00	65,701.91	19,138.08	0.00	84,839.99
0000339764	SUPV BUS TRANSPORTATION	56,576.00	66,601.60	10,025.60	59,073.18	5,486.03	4,073.76	68,632.97
0000341064	*JOURNEYMAN ELEC POWER ELECT	57,324.80	62,004.80	4,680.00	67,248.57	26,794.88	638.48	94,681.93
0000350851	*BUS OPERATOR	36,899.20	41,600.00	4,700.80	45,327.06	12,329.87	0.00	57,656.93
0000354440	SUSTAINABILITY ANALYST	93,150.20	93,150.20	0.00	37,730.89	0.00	0.00	37,730.89
0000349163	*BUS OPERATOR	36,899.20	45,406.40	8,507.20	49,180.01	22,846.12	0.00	72,026.13
0000330152	*SERVICEPERSON I	39,956.80	43,700.80	3,744.00	45,050.24	242.05	0.00	45,292.29
0000343285	*BUS OPERATOR	48,380.80	56,888.00	8,507.20	59,715.70	4,779.95	0.00	64,495.65

METROPOLITAN ATLANTA RAPID TRANSIT AUTHORITY (MARTA)
MARTOC REPORT

EE NUMBER	TITLE	FY 23	FY 24	DIFFERENCE +/-	REGULAR EARNINGS	OVERTIME EARNINGS	OTHER EARNINGS	TOTAL EARNINGS
		BASE SALARY	BASE SALARY					
0000322682	*JOURNEYMAN ET-RADIO MAINT	57,324.80	62,004.80	4,680.00	67,417.74	32,823.57	400.00	100,641.31
0000304982	CHF CUSTOMER EXPER OFFICER	246,605.32	306,284.16	59,678.84	295,443.24	0.00	22,763.58	318,206.82
0000317919	*RAIL STATION CLEANER	35,672.00	39,416.00	3,744.00	43,041.52	11,749.27	606.40	55,397.19
0000352012	TECHNOLOGY BUSINESS MGMT SPEC	78,879.58	81,640.52	2,760.94	78,935.87	0.00	0.00	78,935.87
0000352111	*BUS OPERATOR	36,899.20	41,600.00	4,700.80	36,028.81	7,312.96	160.00	43,501.77
0000335801	*BUS OPERATOR	52,187.20	56,888.00	4,700.80	61,677.66	30,405.55	0.00	92,083.21
0000345774	*JOURNEYMAN TRACK WALKER	55,536.00	62,004.80	6,468.80	55,608.13	5,964.03	3,211.34	64,783.50
0000327626	*MATERIAL CONTROLLER	48,921.60	54,745.60	5,824.00	40,431.04	3,047.35	206.48	43,684.87
0000349963	SR COST ANALYST (DATE LAST EMPLOYED 01-Sep-2023)	104,116.48	104,116.48	0.00	21,624.25	0.00	3,538.36	25,162.61
0000349899	*BUS OPERATOR	36,899.20	45,406.40	8,507.20	46,439.30	2,802.06	0.00	49,241.36
0000337475	*BUS OPERATOR	52,187.20	56,888.00	4,700.80	36,722.57	1,013.15	1,312.80	39,048.52
0000321278	*STATION AGENT	46,675.20	50,419.20	3,744.00	55,830.41	15,505.92	0.00	71,336.33
0000324778	*BUS OPERATOR	52,187.20	56,888.00	4,700.80	61,177.69	24,814.90	857.12	86,849.71
0000334443	FIELD DATA COLLECTION SPEC	44,635.50	46,215.00	1,579.50	44,641.36	0.00	0.00	44,641.36
0000331538	*JOURNEYMAN ET-TRAIN CONTROL	57,324.80	62,004.80	4,680.00	67,070.72	41,257.14	400.00	108,727.86
0000352882	TRANSIT POLICE OFFICER	53,040.00	53,040.00	0.00	44,841.16	5,892.76	0.00	50,733.92
0000321209	*JOURNEYMAN RAIL CAR MECHANIC	57,324.80	62,004.80	4,680.00	63,784.89	10,655.52	400.00	74,840.41
0000337724	*BUS OPERATOR	52,187.20	56,888.00	4,700.80	64,500.09	32,480.15	1,513.52	98,493.76
0000344130	*BUS OPERATOR (DATE LAST EMPLOYED 16-Mar-2024)	48,380.80	56,888.00	8,507.20	37,981.69	8,842.97	7,876.80	54,701.46
0000335201	*BUS OPERATOR	52,187.20	56,888.00	4,700.80	46,678.34	8,427.91	3,099.82	58,206.07
0000342574	FIELD INSPECTOR II	62,868.00	65,071.50	2,203.50	65,442.81	11,000.93	967.20	77,410.94
0000351312	*JOURNEYMAN ELEC POWER ELECT	49,732.80	54,412.80	4,680.00	56,566.27	15,119.73	400.00	72,086.00
0000320437	*SERVICEPERSON I (A)	40,539.20	44,283.20	3,744.00	47,774.82	348.60	0.00	48,123.42
0000316920	SUPV CAR REPAIR INSPECTION	70,512.00	75,192.00	4,680.00	70,827.80	329.10	0.00	71,156.90
0000336809	*BUS OPERATOR	52,187.20	56,888.00	4,700.80	44,563.32	5,063.91	0.00	49,627.23
0000338302	*RAIL OPERATOR	52,187.20	56,888.00	4,700.80	53,514.25	15,693.32	3,902.24	73,109.81
0000352759	TRANSIT POLICE OFFICER	53,040.00	53,040.00	0.00	46,957.33	5,911.24	985.20	53,853.77
0000343368	SUPV BUS TRANSPORTATION (DATE LAST EMPLOYED 19-Feb-2024)	64,625.60	64,625.60	0.00	42,782.80	5,744.83	2,485.60	51,013.23
0000306257	*BUS OPERATOR	52,707.20	57,928.00	5,220.80	60,715.76	15,503.82	6,983.84	83,203.42
0000349666	*INFORMATION SYSTEMS REC CLERK	34,361.60	40,040.00	5,678.40	39,769.43	9,543.35	132.16	49,444.94
0000354142	DISPATCHER RADIO COMMUNICATION	61,484.80	61,484.80	0.00	31,769.60	7,636.40	0.00	39,406.00
0000304630	*JOURNEYMAN SUPPORT EQUIPMENT (DATE LAST EMPLOYED 01-Mar-2024)	57,844.80	63,044.80	5,200.00	56,310.41	1,932.27	400.00	58,642.68
0000348576	TRANSIT POLICE OFFICER	47,798.40	53,040.00	5,241.60	51,534.70	3,947.74	1,387.68	56,870.12
0000320155	*PT BUS OPERATOR	0.00	0.00	0.00	27,947.73	0.00	238.70	28,186.43

METROPOLITAN ATLANTA RAPID TRANSIT AUTHORITY (MARTA)
MARTOC REPORT

EE NUMBER	TITLE	FY 23	FY 24	DIFFERENCE	REGULAR	OVERTIME	OTHER	TOTAL
		BASE SALARY	BASE SALARY	+/-	EARNINGS	EARNINGS	EARNINGS	EARNINGS
0000347070	CHF LEGAL COUNSEL	303,417.92	345,441.72	42,023.80	339,139.34	0.00	0.00	339,139.34
0000351093	*SERVICEPERSON I	36,212.80	42,016.00	5,803.20	43,688.07	514.00	0.00	44,202.07
0000347654	CUSTOMER SVC SOCIAL MEDIA SPEC (DATE LAST EMPLOYED 19-Apr-2024)	67,657.98	67,657.98	0.00	57,229.22	0.00	2,148.06	59,377.28
0000347988	*RAIL STATION CLEANER	38,272.00	39,416.00	1,144.00	43,177.53	8,749.94	0.00	51,927.47
0000354257	*BUS OPERATOR (DATE LAST EMPLOYED 02-Jul-2024)	41,600.00	41,600.00	0.00	20,096.04	2,516.70	0.00	22,612.74
0000320849	*JOURNEYMAN TRACK WALKER	57,324.80	62,004.80	4,680.00	64,386.64	14,058.23	0.00	78,444.87
0000338643	*SERVICEPERSON I	39,956.80	43,700.80	3,744.00	42,250.27	0.00	0.00	42,250.27
0000322067	SPECIAL PROJECTS AUDITOR III	96,884.06	100,275.24	3,391.18	96,796.49	0.00	11,178.93	107,975.42
0000353291	*BUS OPERATOR	41,600.00	41,600.00	0.00	31,337.33	2,166.24	0.00	33,503.57
0000343722	*BUS OPERATOR	48,380.80	56,888.00	8,507.20	62,559.46	25,120.87	0.00	87,680.33
0000333400	*BUS OPERATOR	52,187.20	56,888.00	4,700.80	52,863.32	9,009.49	4,960.08	66,832.89
0000344213	*JOURNEYMAN ET-LABORATORY	57,324.80	62,004.80	4,680.00	62,379.20	28,636.99	400.00	91,416.19
0000337650	*JOURNEYMAN ET-TRAIN CONTROL	54,308.80	60,216.00	5,907.20	65,164.92	27,350.80	400.00	92,915.72
0000321141	*BUS OPERATOR	52,187.20	56,888.00	4,700.80	66,200.60	41,870.22	0.00	108,070.82
0000348934	*BUS OPERATOR	36,899.20	45,406.40	8,507.20	43,115.08	18,446.29	0.00	61,561.37
0000327678	*JOURNEYMAN RAIL CAR MECHANIC	57,324.80	62,004.80	4,680.00	65,951.75	1,527.90	400.00	67,879.65
0000304886	CUSTOMER CARE FIELD REP	62,068.50	64,252.50	2,184.00	58,866.94	310.35	3,363.07	62,540.36
0000337917	TRANSIT POLICE CORPORAL	64,812.80	69,763.20	4,950.40	59,016.80	9,167.50	6,720.26	74,904.56
0000346204	TRANSIT POLICE OFFICER SPECIAL	55,369.60	62,025.60	6,656.00	29,794.86	40,559.62	32,588.88	102,943.36
0000306488	FIELD INSPECTOR III	73,944.00	76,537.50	2,593.50	75,448.95	8,267.90	0.00	83,716.85
0000338986	*JOURNEYMAN ET-BUS MAINTENANCE	57,324.80	62,004.80	4,680.00	63,682.01	11,649.55	1,648.00	76,979.56
0000350097	*JOURNEYMAN BUS TECHNICIAN	49,732.80	58,032.00	8,299.20	60,653.25	7,551.07	400.00	68,604.32
0000303772	SAFETY OPERATIONAL OFFICER	87,964.50	91,045.50	3,081.00	87,897.04	2,180.89	3,608.80	93,686.73
0000343822	MGR TECHNOLOGY SVCS DELIVERY	128,451.70	132,947.62	4,495.92	128,364.56	0.00	10,869.03	139,233.59
0000303769	*REVENUE AGENT	52,395.20	56,659.20	4,264.00	30,147.16	1,562.58	4,026.89	35,736.63
0000347331	DATA ANALYTICS ADMINISTRATOR	80,600.26	83,421.52	2,821.26	80,564.72	0.00	5,373.39	85,938.11
0000351789	DIR FEDERAL CORRIDORS AND HUBS	170,000.22	175,950.32	5,950.10	164,825.72	0.00	0.00	164,825.72
0000352106	*RAIL STATION CLEANER	30,180.80	35,776.00	5,595.20	36,258.32	7,421.01	0.00	43,679.33
0000304330	*JOURNEYMAN TRACK WALKER (DATE LAST EMPLOYED 13-Feb-2024)	57,844.80	63,044.80	5,200.00	55,577.58	4,678.33	0.00	60,255.91
0000337822	OFFICE ADMINISTRATOR II	67,380.82	69,739.28	2,358.46	67,333.98	0.00	3,887.37	71,221.35
0000347781	APARC COMM CTR OPR	48,009.00	49,705.50	1,696.50	47,691.82	4,470.48	3,659.77	55,822.07
0000342135	*RAIL STATION CLEANER	35,672.00	39,416.00	3,744.00	40,588.00	0.00	974.80	41,562.80
0000349614	SECURITY TECHNICIAN	51,521.60	53,331.20	1,809.60	57,519.20	0.00	4,458.60	61,977.80
0000334511	*JOURNEYMAN ET-RADIO MAINT	57,324.80	62,004.80	4,680.00	68,103.44	46,398.85	400.00	114,902.29

METROPOLITAN ATLANTA RAPID TRANSIT AUTHORITY (MARTA)
MARTOC REPORT

EE NUMBER	TITLE	FY 23	FY 24	DIFFERENCE +/-	REGULAR EARNINGS	OVERTIME EARNINGS	OTHER EARNINGS	TOTAL EARNINGS
		BASE SALARY	BASE SALARY					
0000340731	*JOURNEYMAN ET-RAIL CAR MAINT	57,324.80	62,004.80	4,680.00	66,885.01	20,907.62	400.00	88,192.63
0000341872	*JOURNEYMAN ELEC POWER ELECT	57,324.80	62,004.80	4,680.00	68,305.43	77,983.57	400.00	146,689.00
0000337915	*JOURNEYMAN SUPPORT EQUIPMENT	57,324.80	62,004.80	4,680.00	62,696.98	8,948.93	400.00	72,045.91
0000315370	MGR TRACK & STRCT	117,198.64	121,300.66	4,102.02	117,123.36	0.00	15,025.50	132,148.86
0000351633	SVC DESK SUPPORT AGENT (DATE LAST EMPLOYED 05-Jun-2024)	46,273.50	46,273.50	0.00	42,916.11	0.00	0.00	42,916.11
0000352760	REDUCED FARE REPRESENTATIVE (DATE LAST EMPLOYED 07-Jun-2024)	37,674.00	37,674.00	0.00	28,577.54	94.19	434.70	29,106.43
0000344830	*SERVICEPERSON I	39,956.80	43,700.80	3,744.00	37,439.63	230.52	2,530.23	40,200.38
0000340450	*RAIL OPERATOR	52,187.20	56,888.00	4,700.80	51,898.07	8,970.82	4,522.48	65,391.37
0000327137	SUPV STATION CARE	64,480.00	68,744.00	4,264.00	65,622.52	42,189.72	9,300.00	117,112.24
0000322125	*BUS OPERATOR	52,187.20	56,888.00	4,700.80	36,675.41	1,551.70	494.04	38,721.15
0000347560	CUSTOMER CARE SPEC	49,432.50	51,168.00	1,735.50	44,934.27	313.71	2,963.00	48,210.98
0000339297	PROJECT MANAGER I	108,307.16	112,097.96	3,790.80	108,242.64	0.00	10,025.38	118,268.02
0000334373	COMMUNICATIONS ENGINEER VI	95,530.24	98,873.84	3,343.60	95,480.72	0.00	0.00	95,480.72
0000335220	MGR SPEC PROJECTS & ANALYSIS	110,882.72	114,763.74	3,881.02	110,345.94	0.00	2,132.37	112,478.31
0000333789	*BUS OPERATOR	52,187.20	56,888.00	4,700.80	50,348.54	7,800.33	2,097.14	60,246.01
0000349403	*SERVICEPERSON I	38,272.00	43,700.80	5,428.80	42,985.52	716.04	168.08	43,869.64
0000342612	*SERVICEPERSON IV	42,702.40	46,446.40	3,744.00	50,070.63	9,539.83	2,173.94	61,784.40
0000330167	*JOURNEYMAN AA BUS TECHNICIAN	57,324.80	62,004.80	4,680.00	67,166.33	96,974.39	400.00	164,540.72
0000349657	CONTRACT SPECIALIST III	72,596.42	85,284.42	12,688.00	79,331.69	0.00	3,803.10	83,134.79
0000336768	*JOURNEYMAN ET-TELEPHONE MAINT	57,324.80	62,004.80	4,680.00	66,261.88	8,769.64	400.00	75,431.52
0000344951	*JOURNEYMAN BUS TECHNICIAN	54,308.80	61,131.20	6,822.40	63,535.05	36,202.32	400.00	100,137.37
0000345389	EMPLOYEE RELATIONS SPECIALIST	81,882.84	84,748.82	2,865.98	81,816.05	0.00	0.00	81,816.05
0000347296	PROTECTIVE SPEC POLICE CADET	45,905.60	47,528.00	1,622.40	45,923.78	394.71	823.88	47,142.37
0000348174	PROTECTIVE SPEC POLICE CADET	42,848.00	44,366.40	1,518.40	46,836.20	1,919.70	1,139.80	49,895.70
0000349374	*JOURNEYMAN BUS TECHNICIAN	52,811.20	58,822.40	6,011.20	62,753.58	22,318.71	400.00	85,472.29
0000342672	INSTRUCTOR BUS OPERATIONS	80,392.00	83,220.80	2,828.80	83,461.74	57,924.90	3,710.40	145,097.04
0000348494	SR ENTERPRISE SYSTEMS ENGINEER	116,139.66	120,204.76	4,065.10	116,067.57	0.00	0.00	116,067.57
0000339571	*SERVICEPERSON I	39,956.80	43,700.80	3,744.00	56,858.41	42,204.25	0.00	99,062.66
0000316120	*JOURNEYMAN TRACK MAINTAINER	57,844.80	63,044.80	5,200.00	63,886.78	776.80	0.00	64,663.58
0000342663	*BUS OPERATOR (DATE LAST EMPLOYED 21-Mar-2024)	52,187.20	56,888.00	4,700.80	49,640.29	11,897.28	1,605.76	63,143.33
0000332341	DIVISION DISPATCHER	58,843.20	62,732.80	3,889.60	60,034.47	5,727.49	678.96	66,440.92
0000348455	*BUS OPERATOR	36,899.20	45,406.40	8,507.20	41,325.90	6,754.84	2,873.77	50,954.51
0000351537	*BUS OPERATOR (DATE LAST EMPLOYED 08-Feb-2024)	36,899.20	41,600.00	4,700.80	29,910.18	5,669.15	0.00	35,579.33
0000327475	*BUS OPERATOR	52,187.20	56,888.00	4,700.80	59,543.07	8,778.47	3,319.43	71,640.97

METROPOLITAN ATLANTA RAPID TRANSIT AUTHORITY (MARTA)
MARTOC REPORT

EE NUMBER	TITLE	FY 23	FY 24	DIFFERENCE	REGULAR	OVERTIME	OTHER	TOTAL
		BASE SALARY	BASE SALARY	+/-	EARNINGS	EARNINGS	EARNINGS	EARNINGS
0000345045	*RAIL OPERATOR	48,380.80	56,888.00	8,507.20	56,041.75	23,819.43	2,391.01	82,252.19
0000347189	TRANSIT POLICE OFFICER SPECIAL (DATE LAST EMPLOYED 05-Jun-2024)	55,369.60	57,616.00	2,246.40	16,298.64	62,766.72	47,295.85	126,361.21
0000354022	*BUS OPERATOR	41,600.00	41,600.00	0.00	23,850.52	4,373.70	0.00	28,224.22
0000345737	*BUS OPERATOR	44,532.80	53,081.60	8,548.80	39,620.55	4,378.33	0.00	43,998.88
0000331594	*BUS OPERATOR	52,187.20	56,888.00	4,700.80	65,104.37	43,692.97	0.00	108,797.34
0000302624	MGR FINANCIAL PLAN ANALYSIS (DATE LAST EMPLOYED 19-Jun-2024)	131,921.40	145,113.54	13,192.14	127,012.21	0.00	18,976.40	145,988.61
0000352409	*BUS OPERATOR	41,600.00	41,600.00	0.00	42,208.82	11,011.11	0.00	53,219.93
0000344992	*BUS OPERATOR	44,532.80	53,081.60	8,548.80	51,124.41	7,154.03	4,695.68	62,974.12
0000337379	TRANSIT POLICE SERGEANT	71,406.40	76,939.20	5,532.80	77,672.78	13,715.02	4,164.46	95,552.26
0000328470	SUPV BUS MAINTENANCE	64,500.80	68,785.60	4,284.80	66,403.30	37,253.77	5,581.80	109,238.87
0000344360	ACCOUNTING SPECIALIST III	62,185.50	64,369.50	2,184.00	63,268.61	317.14	2,431.62	66,017.37
0000331537	*JOURNEYMAN ET-TRAIN CONTROL	57,324.80	62,004.80	4,680.00	65,132.58	16,937.51	400.00	82,470.09
0000349912	CONTRACT SPECIALIST III	66,950.00	82,800.38	15,850.38	73,958.15	0.00	0.00	73,958.15
0000316106	*BUS OPERATOR (DATE LAST EMPLOYED 07-Dec-2023)	52,707.20	57,928.00	5,220.80	32,436.57	7,720.57	0.00	40,157.14
0000335049	TRANSIT POLICE SERGEANT	77,230.40	83,137.60	5,907.20	58,646.09	45,145.22	31,684.12	135,475.43
0000321909	*DYNAMOMETER OPERATOR	57,324.80	62,004.80	4,680.00	64,480.43	11,034.12	467.08	75,981.63
0000302697	*BUS OPERATOR	52,707.20	57,928.00	5,220.80	67,622.91	26,320.32	0.00	93,943.23
0000338352	*BUS OPERATOR	52,187.20	56,888.00	4,700.80	54,748.05	6,008.11	3,022.62	63,778.78
0000316577	SUPV BUS TRANSPORTATION	70,324.80	74,984.00	4,659.20	66,519.74	4,526.75	3,642.81	74,689.30
0000345452	FOREMAN TRACK & STRCT	57,324.80	73,174.40	15,849.60	69,898.86	28,281.75	0.00	98,180.61
0000340152	FOREMAN TRACK & STRCT	64,480.00	68,744.00	4,264.00	65,920.06	13,015.64	310.00	79,245.70
0000352884	CJIT-POLICE DISPATCHER	55,536.00	55,536.00	0.00	44,119.53	7,259.89	1,289.50	52,668.92
0000316492	*STATION AGENT	46,675.20	50,419.20	3,744.00	52,678.12	11,798.10	0.00	64,476.22
0000350740	*MATERIAL CONTROLLER	46,716.80	52,665.60	5,948.80	54,113.36	1,885.35	0.00	55,998.71
0000304945	*SERVICEPERSON V	54,662.40	58,926.40	4,264.00	58,251.45	4,631.98	3,787.30	66,670.73
0000347171	SECURITY TECHNICIAN	63,793.60	66,040.00	2,246.40	71,277.60	0.00	6,134.00	77,411.60
0000332068	*BUS OPERATOR	52,187.20	56,888.00	4,700.80	54,930.67	11,927.63	3,665.36	70,523.66
0000305946	SUPV RECORDS CENTER MAIL SVCS	73,163.48	79,510.60	6,347.12	77,552.98	0.00	6,757.92	84,310.90
0000304975	CONTRACT INSTRUCTOR	0.00	0.00	0.00	36,656.00	300.00	0.00	36,956.00
0000350608	*SERVICEPERSON I	36,212.80	43,700.80	7,488.00	43,913.01	143.64	0.00	44,056.65
0000345050	*BUS OPERATOR	48,380.80	56,888.00	8,507.20	56,329.50	11,706.45	0.00	68,035.95
0000353798	*SERVICEPERSON I	42,016.00	42,016.00	0.00	26,256.84	0.00	0.00	26,256.84
0000334409	*RAIL STATION CLEANER	35,672.00	39,416.00	3,744.00	42,524.26	7,986.31	0.00	50,510.57
0000308147	*CUSTOMER INFORMATION OPERATOR	39,811.20	43,555.20	3,744.00	44,775.73	3,196.74	0.00	47,972.47

METROPOLITAN ATLANTA RAPID TRANSIT AUTHORITY (MARTA)
MARTOC REPORT

EE NUMBER	TITLE	FY 23	FY 24	DIFFERENCE +/-	REGULAR EARNINGS	OVERTIME EARNINGS	OTHER EARNINGS	TOTAL EARNINGS
		BASE SALARY	BASE SALARY					
0000303860	*STATION AGENT	47,195.20	51,459.20	4,264.00	56,792.30	27,018.00	2,968.80	86,779.10
0000320653	*BUS OPERATOR	52,187.20	56,888.00	4,700.80	41,042.87	4,002.06	839.04	45,883.97
0000329349	*SERVICEPERSON I	39,956.80	43,700.80	3,744.00	46,036.79	12,927.71	307.36	59,271.86
0000349342	SUPV LIGHT RAIL TRANSPORTATION	62,587.20	66,747.20	4,160.00	64,142.17	8,328.97	0.00	72,471.14
0000339127	TRANSIT POLICE DETECTIVE	64,812.80	69,763.20	4,950.40	74,190.43	22,038.26	5,798.52	102,027.21
0000337842	SUPV RAIL CAR APPEARANCE	62,504.00	66,664.00	4,160.00	65,093.22	13,143.68	2,704.50	80,941.40
0000322036	*BUS OPERATOR	52,187.20	56,888.00	4,700.80	57,693.70	15,284.73	5,216.89	78,195.32
0000302407	CONTRACT EMP PT POLICE OFFICER	0.00	0.00	0.00	27,688.86	0.00	0.00	27,688.86
0000302899	*JOURNEYMAN SUPPORT EQUIPMENT	57,844.80	63,044.80	5,200.00	63,992.67	843.23	400.00	65,235.90
0000331306	*JOURNEYMAN ET-RAIL CAR MAINT	57,324.80	62,004.80	4,680.00	67,106.28	12,649.52	400.00	80,155.80
0000329036	*RAIL OPERATOR	52,187.20	56,888.00	4,700.80	58,895.90	15,235.25	3,285.49	77,416.64
0000354131	*BUS OPERATOR	41,600.00	41,600.00	0.00	23,291.31	4,363.50	0.00	27,654.81
0000337486	*JOURNEYMAN BUS TECHNICIAN	49,254.40	57,491.20	8,236.80	59,256.38	25,605.40	0.00	84,861.78
0000334954	DEPARTMENT ADMINISTRATOR	46,449.00	79,288.56	32,839.56	52,252.17	0.00	0.00	52,252.17
0000351144	*JOURNEYMAN ET-RADIO MAINT	49,732.80	58,988.80	9,256.00	62,886.20	8,710.78	800.00	72,396.98
0000328454	COMMUNICATIONS COORD IOC	52,187.20	58,406.40	6,219.20	59,250.54	10,770.19	2,170.40	72,191.13
0000303557	*JOURNEYMAN RAIL CAR MECHANIC	57,844.80	63,044.80	5,200.00	71,567.57	104,975.72	400.00	176,943.29
0000352593	PROJECT MANAGER II	113,850.10	113,850.10	0.00	97,364.00	0.00	0.00	97,364.00
0000337841	*SERVICEPERSON I	39,956.80	43,700.80	3,744.00	48,363.49	25,828.64	0.00	74,192.13
0000328462	*JOURNEYMAN RAIL CAR MECHANIC	57,324.80	62,004.80	4,680.00	65,985.90	14,222.74	400.00	80,608.64
0000337843	*STATION AGENT	35,672.00	42,848.00	7,176.00	41,124.35	6,862.06	0.00	47,986.41
0000344210	*JOURNEYMAN BUS TECHNICIAN	54,600.00	61,131.20	6,531.20	66,577.85	52,017.01	400.00	118,994.86
0000335439	*JOURNEYMAN BUS TECHNICIAN	53,352.00	58,988.80	5,636.80	64,187.74	21,470.66	400.00	86,058.40
0000329621	*JOURNEYMAN RAIL CAR MECHANIC	57,324.80	62,004.80	4,680.00	58,989.29	19,325.77	2,828.66	81,143.72
0000342753	CUSTOMER CARE SPEC	51,012.00	52,806.00	1,794.00	45,212.21	156.96	5,101.20	50,470.37
0000347838	TRANSIT POLICE OFFICER SPECIAL	51,230.40	57,324.80	6,094.40	13,601.04	60,340.68	43,768.66	117,710.38
0000332520	*RAIL STATION CLEANER	35,672.00	39,416.00	3,744.00	43,378.35	5,249.55	0.00	48,627.90
0000334636	*BUS OPERATOR	52,187.20	56,888.00	4,700.80	53,283.30	5,398.13	0.00	58,681.43
0000353906	(DATE LAST EMPLOYED 16-Apr-2024) *BUS OPERATOR	41,600.00	41,600.00	0.00	26,062.16	7,223.70	0.00	33,285.86
0000351170	*JOURNEYMAN BUS TECHNICIAN	49,732.80	57,491.20	7,758.40	57,704.16	2,271.90	591.28	60,567.34
0000341949	TRANSIT POLICE OFFICER SPECIAL	64,812.80	72,529.60	7,716.80	63,926.67	29,398.81	9,300.54	102,626.02
0000327038	*JOURNEYMAN ET-RAIL CAR MAINT	57,324.80	62,004.80	4,680.00	63,273.68	371.02	400.00	64,044.70
0000354236	*BUS OPERATOR	41,600.00	41,600.00	0.00	20,028.19	2,166.90	0.00	22,195.09
0000349605	*BUS OPERATOR	36,899.20	45,406.40	8,507.20	47,371.26	21,248.81	0.00	68,620.07
0000347344	SR CONTRACT SPECIALIST	89,513.58	92,646.58	3,133.00	89,467.13	0.00	0.00	89,467.13

METROPOLITAN ATLANTA RAPID TRANSIT AUTHORITY (MARTA)
MARTOC REPORT

EE NUMBER	TITLE	FY 23 BASE SALARY	FY 24 BASE SALARY	DIFFERENCE +/-	REGULAR EARNINGS	OVERTIME EARNINGS	OTHER EARNINGS	TOTAL EARNINGS
0000351532	*JOURNEYMAN TRACK MAINTAINER	54,412.80	54,412.80	0.00	36,938.88	4,385.07	0.00	41,323.95
0000349174	TRANSIT POLICE OFFICER	51,230.40	55,140.80	3,910.40	52,062.04	17,505.96	9,036.61	78,604.61
0000349587	ELECTRICAL ENGINEER VI	114,400.26	118,404.52	4,004.26	114,230.45	0.00	0.00	114,230.45
0000332887	*RAIL OPERATOR	52,187.20	56,888.00	4,700.80	45,638.62	3,643.10	1,204.32	50,486.04
0000314808	SYSTEM SAFETY COORDINATOR	81,278.86	97,446.44	16,167.58	91,236.71	0.00	0.00	91,236.71
0000304946	FARE COLLECTION COORDINATOR OP	62,205.00	64,389.00	2,184.00	64,298.82	15,477.76	1,379.68	81,156.26
0000334638	SUPV RAIL LINE	71,198.40	75,920.00	4,721.60	71,317.95	33,615.65	4,278.75	109,212.35
0000338973	*RAIL STATION CLEANER	35,672.00	39,416.00	3,744.00	42,507.41	19,292.47	0.00	61,799.88
0000342620	*BUS OPERATOR	52,187.20	56,888.00	4,700.80	54,324.55	28,891.84	0.00	83,216.39
0000339063	SUPV STATION CARE	63,190.40	67,392.00	4,201.60	61,299.54	18,250.79	0.00	79,550.33
0000342957	DISPATCHER RADIO COMMUNICATION	42,702.40	61,484.80	18,782.40	48,112.65	1,902.04	1,385.92	51,400.61
0000334406	*BUS OPERATOR	52,187.20	56,888.00	4,700.80	57,587.25	11,716.61	3,665.36	72,969.22
0000306291	SR DIR & CONTROLLER	176,748.52	182,934.96	6,186.44	174,505.28	0.00	19,714.29	194,219.57
0000340010	MGR CONTRACTS	97,185.92	113,765.86	16,579.94	109,267.27	0.00	6,200.56	115,467.83
0000302562	CONTRACT INSTRUCTOR	0.00	0.00	0.00	46,970.56	0.00	0.00	46,970.56
0000338757	*BUS OPERATOR	52,187.20	56,888.00	4,700.80	38,020.60	0.00	200.72	38,221.32
0000335325	ADMINISTRATIVE ASSISTANT	45,142.50	46,741.50	1,599.00	44,186.88	0.00	960.76	45,147.64
0000348449	*JOURNEYMAN ET-TRAIN CONTROL	53,872.00	60,216.00	6,344.00	57,465.87	32,176.42	400.00	90,042.29
0000348020	GIS RIGHT OF WAY TECHNICIAN	61,413.82	63,563.50	2,149.68	61,398.55	0.00	3,697.44	65,095.99
0000320054	MGR PERFORMANCE DATA SYSTEM (DATE LAST EMPLOYED 18-Sep-2023)	128,929.06	128,929.06	0.00	32,728.25	0.00	5,061.31	37,789.56
0000334275	TRANSIT POLICE SERGEANT	83,532.80	86,465.60	2,932.80	88,112.64	60,930.72	12,048.00	161,091.36
0000330974	SUPV RAIL LINE	68,390.40	72,924.80	4,534.40	69,543.32	25,999.68	5,589.60	101,132.60
0000305781	SUPV COMMUNICATIONS	72,675.20	75,233.60	2,558.40	81,061.90	33,821.03	9,084.40	123,967.33
0000321828	*MATERIAL CONTROLLER	53,185.60	56,929.60	3,744.00	57,617.59	192.32	2,350.96	60,160.87
0000337835	*RAIL STATION CLEANER	35,672.00	39,416.00	3,744.00	33,053.40	2,754.12	1,516.00	37,323.52
0000333510	SR CONTRACT SPECIALIST	85,509.32	92,646.58	7,137.26	79,355.05	0.00	10,616.78	89,971.83
0000353896	SVC DESK SUPPORT AGENT	47,911.50	47,911.50	0.00	28,354.06	0.00	0.00	28,354.06
0000351485	UTILITIES AGREEM PERMITS COORD	51,577.50	78,338.26	26,760.76	51,419.18	0.00	0.00	51,419.18
0000338151	*RAIL OPERATOR (DATE LAST EMPLOYED 11-Dec-2023)	52,187.20	56,888.00	4,700.80	26,666.05	1,540.15	1,258.56	29,464.76
0000303696	PROJECT ENGINEER (DATE LAST EMPLOYED 01-Aug-2023)	84,283.68	84,283.68	0.00	10,373.43	0.00	11,345.88	21,719.31
0000351468	TRANSIT POLICE OFFICER	51,230.40	55,140.80	3,910.40	55,790.55	2,810.69	0.00	58,601.24
0000337730	*JOURNEYMAN ET-TELEPHONE MAINT	57,324.80	62,004.80	4,680.00	66,850.28	42,122.61	400.00	109,372.89
0000344668	ELEV ESCALATOR SAFE INSPEC II	78,916.50	81,685.50	2,769.00	78,948.98	4,547.52	0.00	83,496.50
0000348371	*JOURNEYMAN BUS TECHNICIAN	52,811.20	58,822.40	6,011.20	60,380.65	1,888.98	400.00	62,669.63

MARTOC REPORT

EE NUMBER	TITLE	FY 23	FY 24	DIFFERENCE +/-	REGULAR EARNINGS	OVERTIME EARNINGS	OTHER EARNINGS	TOTAL EARNINGS
		BASE SALARY	BASE SALARY					
0000302793	SUPT REVENUE PROCESSING	77,175.54	79,876.94	2,701.40	76,554.05	0.00	5,646.10	82,200.15
0000344361	COST ANALYST	84,875.44	96,333.64	11,458.20	89,911.29	0.00	6,314.78	96,226.07
0000354125	*JOURNEYMAN BUS TECHNICIAN	54,412.80	54,412.80	0.00	29,698.45	4,620.51	0.00	34,318.96
0000349177	*BUS OPERATOR	36,899.20	45,406.40	8,507.20	47,561.65	23,059.70	2,531.76	73,153.11
0000349507	MARKETING SPEC & EVENT PLANNER (DATE LAST EMPLOYED 18-Oct-2023)	77,770.16	77,770.16	0.00	26,889.02	0.00	2,991.96	29,880.98
0000333104	TRANSIT POLICE OFFICER SPECIAL	72,883.20	78,478.40	5,595.20	70,628.26	9,021.89	3,316.95	82,967.10
0000343663	SR ENTERPRISE NETWORK ENGINEER	98,346.04	101,788.18	3,442.14	98,292.02	0.00	0.00	98,292.02
0000332380	INSTRUCTOR BUS OPERATIONS	72,862.40	75,420.80	2,558.40	73,636.56	12,800.52	0.00	86,437.08
0000353404	*BUS OPERATOR	41,600.00	41,600.00	0.00	22,868.60	2,747.32	320.00	25,935.92
0000337864	*REVENUE AGENT	40,539.20	50,460.80	9,921.60	49,462.95	6,221.10	0.00	55,684.05
0000332982	*BUS OPERATOR	52,187.20	56,888.00	4,700.80	60,151.68	21,244.16	875.20	82,271.04
0000347748	*SERVICEPERSON I	39,956.80	43,700.80	3,744.00	46,450.55	4,399.44	0.00	50,849.99
0000302412	MGR CONTRACTS	117,744.38	121,865.64	4,121.26	117,669.15	0.00	9,781.86	127,451.01
0000349172	*BUS OPERATOR	36,899.20	45,406.40	8,507.20	47,944.55	10,315.45	0.00	58,260.00
0000326547	MGR DBA	132,229.24	136,857.50	4,628.26	131,582.09	0.00	508.58	132,090.67
0000332076	*BUS OPERATOR	52,187.20	56,888.00	4,700.80	57,012.56	12,146.77	6,036.01	75,195.34
0000320700	DIR RAIL TRANSPORTATION	157,535.30	163,049.12	5,513.82	161,599.80	0.00	13,935.83	175,535.63
0000331445	TRANSIT POLICE SERGEANT	77,230.40	83,137.60	5,907.20	70,176.61	13,317.42	13,319.28	96,813.31
0000320621	MOBILITY CUSTOMER CARE REP	47,950.50	49,647.00	1,696.50	49,365.84	6,548.77	1,844.25	57,758.86
0000325416	GEN FOREMAN COMM TELEPHONE	83,034.38	85,940.66	2,906.28	73,415.57	0.00	13,173.94	86,589.51
0000344638	PROCUREMENT ANALYST	75,142.34	77,772.50	2,630.16	74,543.82	0.00	3,380.71	77,924.53
0000353620	*BUS OPERATOR (DATE LAST EMPLOYED 11-Apr-2024)	41,600.00	41,600.00	0.00	20,030.46	2,189.10	0.00	22,219.56
0000334048	*BUS OPERATOR	41,600.00	41,600.00	0.00	43,741.60	7,502.97	0.00	51,244.57
0000306345	SUPV BUS TRANSPORTATION	71,614.40	76,377.60	4,763.20	74,573.89	10,203.97	0.00	84,777.86
0000305427	APARC SYS AMBASSADOR	37,264.50	38,571.00	1,306.50	35,791.11	7,216.49	716.63	43,724.23
0000302687	PROTECTIVE SPEC POLICE CADET	48,318.40	48,318.40	0.00	21,593.12	0.00	0.00	21,593.12
0000347399	*BUS OPERATOR	40,705.60	49,233.60	8,528.00	39,375.58	1,164.14	2,483.97	43,023.69
0000350602	*SERVICEPERSON I (DATE LAST EMPLOYED 06-Jun-2024)	36,212.80	39,956.80	3,744.00	38,180.65	28.82	0.00	38,209.47
0000337029	TRANSIT POLICE OFFICER SPECIAL	70,075.20	75,441.60	5,366.40	3,803.77	97,416.17	78,524.50	179,744.44
0000302359	INSTRUCTOR CENTRAL MAINTENANCE	77,043.20	79,747.20	2,704.00	78,455.26	62,464.23	6,667.21	147,586.70
0000340710	ELECTRICAL ENGINEER V	78,711.88	94,142.62	15,430.74	86,662.53	0.00	15,509.67	102,172.20
0000349065	*BUS OPERATOR	36,899.20	41,600.00	4,700.80	37,613.57	8,991.67	0.00	46,605.24
0000302232	CONTRACT PROFESSIONAL	0.00	0.00	0.00	84,161.00	1,215.00	0.00	85,376.00
0000331381	BUS MECH ELEC ENGINEER	90,885.60	94,066.70	3,181.10	91,966.83	0.00	7,457.28	99,424.11

METROPOLITAN ATLANTA RAPID TRANSIT AUTHORITY (MARTA)
MARTOC REPORT

EE NUMBER	TITLE	FY 23	FY 24	DIFFERENCE	REGULAR	OVERTIME	OTHER	TOTAL
		BASE SALARY	BASE SALARY	+/-	EARNINGS	EARNINGS	EARNINGS	EARNINGS
0000347024	PROJECT MANAGER II	111,081.62	114,969.66	3,888.04	111,010.45	0.00	0.00	111,010.45
0000350425	SR MARKET RESEARCH ANALYST	100,940.32	104,473.46	3,533.14	100,880.67	0.00	0.00	100,880.67
0000345722	*BUS OPERATOR	41,600.00	41,600.00	0.00	29,855.44	7,059.30	0.00	36,914.74
0000354020	CAPITAL PROJECT COORDINATOR	71,916.00	71,916.00	0.00	41,293.01	0.00	0.00	41,293.01
0000346836	*JOURNEYMAN ET-TRAIN CONTROL	54,308.80	60,216.00	5,907.20	63,771.56	31,755.79	400.00	95,927.35
0000302919	*JOURNEYMAN TRACK MAINTAINER	57,844.80	63,044.80	5,200.00	72,683.26	11,679.40	0.00	84,362.66
0000306666	APARC SYS AMBASSADOR	38,395.50	39,741.00	1,345.50	39,034.38	16,488.43	0.00	55,522.81
0000321912	*JOURNEYMAN RAIL CAR MECHANIC	57,324.80	62,004.80	4,680.00	63,855.76	667.37	400.00	64,923.13
0000354409	*JOURNEYMAN BUS TECHNICIAN	54,412.80	54,412.80	0.00	23,195.21	5,071.77	0.00	28,266.98
0000341701	*BUS OPERATOR	52,187.20	56,888.00	4,700.80	55,321.56	4,987.90	3,428.50	63,737.96
0000329422	*JOURNEYMAN ET-TELEPHONE MAINT	57,324.80	62,004.80	4,680.00	65,137.57	4,643.41	400.00	70,180.98
0000329348	*JOURNEYMAN ET-RADIO MAINT	54,308.80	60,216.00	5,907.20	62,080.93	21,859.93	400.00	84,340.86
0000345302	TRANSIT POLICE CORPORAL	59,924.80	64,521.60	4,596.80	36,753.93	35,048.67	25,751.12	97,553.72
0000304297	SUPV CUSTOMER SERVICES CENTER (DATE LAST EMPLOYED 01-Jul-2023)	72,287.28	72,287.28	0.00	2,780.29	0.00	21,462.65	24,242.94
0000333666	SUPV BUS TRANSPORTATION (DATE LAST EMPLOYED 21-Jun-2024)	64,937.60	66,892.80	1,955.20	66,029.47	35,167.61	1,923.60	103,120.68
0000321479	*RAIL OPERATOR	52,187.20	56,888.00	4,700.80	51,103.69	12,648.37	5,397.68	69,149.74
0000325365	DIVISION DISPATCHER	60,632.00	64,667.20	4,035.20	49,917.08	2,244.57	11,368.50	63,530.15
0000304976	MAINTENANCE PLANNER FACILITIES (DATE LAST EMPLOYED 01-Mar-2024)	64,272.00	64,272.00	0.00	29,688.95	3,948.45	12,751.21	46,388.61
0000338612	SUPV LIGHT RAIL MAINT	62,587.20	68,036.80	5,449.60	64,018.54	6,629.99	6,018.00	76,666.53
0000354021	*BUS OPERATOR	41,600.00	41,600.00	0.00	23,893.78	9,828.60	0.00	33,722.38
0000322928	*JOURNEYMAN ET-HVAC	57,324.80	62,004.80	4,680.00	63,729.62	7,855.93	400.00	71,985.55
0000353297	FIELD DATA COLLECTION SPEC	44,850.00	44,850.00	0.00	32,902.95	0.00	0.00	32,902.95
0000302702	*REVENUE AGENT	52,395.20	56,659.20	4,264.00	60,644.34	12,139.21	0.00	72,783.55
0000324540	STRUCTURAL ENGINEER VI	113,951.76	117,940.16	3,988.40	113,841.84	0.00	21,913.80	135,755.64
0000343522	*BUS OPERATOR	48,380.80	56,888.00	8,507.20	49,810.94	2,521.57	1,346.02	53,678.53
0000348032	INFORMATION SYS ANALYST III	92,700.14	95,944.68	3,244.54	92,654.43	0.00	0.00	92,654.43
0000343972	*JOURNEYMAN RAIL CAR MECHANIC	49,732.80	58,552.00	8,819.20	59,090.53	13,659.86	400.00	73,150.39
0000346159	SUPT BUS TRANSPORTATION	77,897.30	80,623.92	2,726.62	77,868.53	0.00	2,589.39	80,457.92
0000337715	CONTRACT EMP PT POLICE OFFICER	0.00	0.00	0.00	34,543.90	194.70	0.00	34,738.60
0000328854	SUPV REDUCED FARE ELIGIBILITY	67,833.22	70,207.54	2,374.32	67,816.07	0.00	3,283.49	71,099.56
0000335553	*BUS OPERATOR	52,187.20	56,888.00	4,700.80	56,040.96	21,946.96	1,696.16	79,684.08
0000315625	FIELD INSPECTOR III	75,094.50	83,343.00	8,248.50	82,209.69	20,199.50	0.00	102,409.19
0000350891	GRAPHIC ARTIST	58,507.02	60,554.78	2,047.76	58,475.11	0.00	0.00	58,475.11
0000340601	*SERVICEPERSON I	39,956.80	43,700.80	3,744.00	42,421.20	734.76	475.44	43,631.40

METROPOLITAN ATLANTA RAPID TRANSIT AUTHORITY (MARTA)
MARTOC REPORT

EE NUMBER	TITLE	FY 23	FY 24	DIFFERENCE	REGULAR	OVERTIME	OTHER	TOTAL
		BASE SALARY	BASE SALARY	+/-	EARNINGS	EARNINGS	EARNINGS	EARNINGS
0000354038	*JOURNEYMAN BUS TECHNICIAN	54,412.80	54,412.80	0.00	31,309.48	2,334.78	0.00	33,644.26
0000348232	SR ENTERPRISE SECUR ENGINEER	110,239.22	114,097.62	3,858.40	109,706.62	0.00	8,903.94	118,610.56
0000350148	*JOURNEYMAN BUS TECHNICIAN	49,732.80	57,491.20	7,758.40	54,056.66	11,397.27	400.00	65,853.93
0000344085	PROJECT ENGINEER	62,368.80	64,551.76	2,182.96	60,026.03	0.00	4,797.60	64,823.63
0000342605	*BUS OPERATOR	52,187.20	56,888.00	4,700.80	56,329.39	8,902.06	3,213.22	68,444.67
0000351826	TRANSIT POLICE OFFICER SPECIAL	51,230.40	57,324.80	6,094.40	52,526.40	13,003.20	5,885.01	71,414.61
0000320109	*JOURNEYMAN RAIL CAR MECHANIC	57,324.80	62,004.80	4,680.00	65,248.47	2,826.80	638.48	68,713.75
0000304470	APARC SYS AMBASSADOR	38,395.50	39,741.00	1,345.50	39,201.90	8,379.90	0.00	47,581.80
0000346201	TRANSIT POLICE OFFICER	57,616.00	62,025.60	4,409.60	10,307.06	44,624.08	39,573.68	94,504.82
0000348139	ENVIRO HEALTH SAFETY COORD III	96,334.68	99,706.62	3,371.94	96,248.40	0.00	6,669.33	102,917.73
0000348447	REDUCED FARE REPRESENTATIVE	38,064.00	39,409.50	1,345.50	38,092.22	116.70	0.00	38,208.92
0000343388	RESIDENT ENGINEER	98,695.48	102,149.84	3,454.36	99,309.42	0.00	1,265.33	100,574.75
0000302453	SUPV RAIL LINE	71,136.00	75,857.60	4,721.60	72,344.76	6,233.69	5,472.00	84,050.45
0000337365	TRANSIT POLICE OFFICER	67,392.00	72,529.60	5,137.60	1,653.82	77,054.51	65,624.00	144,332.33
0000321614	*RAIL OPERATOR	52,187.20	56,888.00	4,700.80	54,465.65	7,728.90	656.40	62,850.95
0000338981	*BUS OPERATOR	52,187.20	56,888.00	4,700.80	59,424.34	9,575.08	0.00	68,999.42
0000326724	*JOURNEYMAN ET-TRAIN CONTROL	57,324.80	62,004.80	4,680.00	68,618.93	30,297.55	400.00	99,316.48
0000303459	*BUS OPERATOR	52,707.20	57,928.00	5,220.80	60,753.26	21,994.05	3,079.04	85,826.35
0000351039	*BUS OPERATOR	36,899.20	41,600.00	4,700.80	46,480.05	6,123.63	0.00	52,603.68
0000339242	RAIL SERVICES CONTROLLER	75,587.20	78,249.60	2,662.40	76,005.08	1,696.59	2,180.40	79,882.07
0000327698	TRANSIT POLICE CORPORAL	75,816.00	78,478.40	2,662.40	50,421.39	58,793.34	38,761.20	147,975.93
0000302270	MGR RAIL SAFETY OPERATIONS (DATE LAST EMPLOYED 01-Sep-2023)	136,012.76	136,012.76	0.00	13,078.20	0.00	23,928.55	37,006.75
0000353610	*STATION AGENT	46,176.00	46,176.00	0.00	30,375.35	2,626.50	0.00	33,001.85
0000343093	TRANSIT POLICE OFFICER	53,268.80	57,324.80	4,056.00	44,050.37	28,413.16	16,343.60	88,807.13
0000346499	FIELD DATA COLLECTION SPEC	43,758.00	45,298.50	1,540.50	43,132.63	245.03	0.00	43,377.66
0000341965	CHF ADMINISTRATIVE OFFICER (DATE LAST EMPLOYED 01-Oct-2023)	278,427.76	278,427.76	0.00	82,149.98	0.00	26,784.76	108,934.74
0000348083	*BUS OPERATOR	36,899.20	45,406.40	8,507.20	50,433.37	30,747.22	0.00	81,180.59
0000341419	CONTRACT EMP PT POLICE OFFICER	0.00	0.00	0.00	7,665.51	7,195.65	7,195.65	22,056.81
0000353789	CJIT-CALL TAKER (DATE LAST EMPLOYED 04-Jul-2024)	51,209.60	51,209.60	0.00	34,450.94	3,888.03	0.00	38,338.97
0000347211	*JOURNEYMAN OVERHAULER	53,352.00	60,216.00	6,864.00	62,841.79	12,250.13	400.00	75,491.92
0000327574	TRANSIT POLICE OFFICER	72,883.20	75,441.60	2,558.40	74,402.54	44,788.14	6,482.40	125,673.08
0000351270	CUSTOMER CARE REP	47,989.50	51,168.00	3,178.50	48,637.53	427.79	870.95	49,936.27
0000304126	SUPV BUS MAINTENANCE	75,587.20	80,620.80	5,033.60	85,977.86	58,514.94	0.00	144,492.80
0000344595	*SERVICEPERSON I	39,956.80	43,700.80	3,744.00	46,234.27	13,339.28	0.00	59,573.55

MARTOC REPORT

EE NUMBER	TITLE	FY 23	FY 24	DIFFERENCE	REGULAR	OVERTIME	OTHER	TOTAL
		BASE SALARY	BASE SALARY	+/-	EARNINGS	EARNINGS	EARNINGS	EARNINGS
0000305589	*BUS OPERATOR	52,707.20	57,928.00	5,220.80	62,533.07	20,306.26	0.00	82,839.33
0000352410	*BUS OPERATOR (DATE LAST EMPLOYED 22-Dec-2023)	41,600.00	41,600.00	0.00	19,242.36	1,702.74	0.00	20,945.10
0000341066	*JOURNEYMAN ELEC POWER ELECT	57,324.80	62,004.80	4,680.00	66,267.13	45,481.71	876.96	112,625.80
0000350266	DISPATCHER RADIO COMMUNICATION	58,843.20	62,732.80	3,889.60	59,821.47	13,983.62	254.61	74,059.70
0000302219	TRANSIT SYS PLNG PRGM ANALYST	96,298.28	99,668.92	3,370.64	96,243.75	0.00	0.00	96,243.75
0000304442	*JOURNEYMAN BUS TECHNICIAN	56,971.20	62,171.20	5,200.00	72,188.43	51,896.30	400.00	124,484.73
0000334602	*JOURNEYMAN TRACK MAINTAINER	57,324.80	62,004.80	4,680.00	31,127.38	1,389.96	1,285.76	33,803.10
0000302538	*JOURNEYMAN ET-RADIO MAINT	57,844.80	63,044.80	5,200.00	71,656.46	73,587.00	400.00	145,643.46
0000308787	*JOURNEYMAN ET-RAIL CAR MAINT	57,844.80	63,044.80	5,200.00	56,484.42	41.72	6,704.48	63,230.62
0000342082	DIR REAL ESTATE	139,021.22	143,887.12	4,865.90	138,916.99	0.00	0.00	138,916.99
0000349900	*BUS OPERATOR	36,899.20	45,406.40	8,507.20	46,128.28	9,861.50	509.28	56,499.06
0000302549	LABOR RELATIONS SPECIALIST	82,622.02	85,514.00	2,891.98	82,584.18	0.00	9,851.12	92,435.30
0000352288	*CUSTOMER INFORMATION OPERATOR	38,105.60	38,105.60	0.00	36,988.68	3,315.93	0.00	40,304.61
0000354023	*BUS OPERATOR	41,600.00	41,600.00	0.00	25,623.43	3,685.50	0.00	29,308.93
0000347553	ENVIRO HEALTH SAFETY COORD III	96,334.68	99,706.62	3,371.94	96,248.37	0.00	0.00	96,248.37
0000352702	CJIT-POLICE DISPATCHER	55,536.00	55,536.00	0.00	51,396.11	7,711.21	0.00	59,107.32
0000351628	SCHEDULE DISTRIBUTION CLERK	29,562.00	30,615.00	1,053.00	29,618.00	0.00	796.21	30,414.21
0000322721	*RAIL STATION CLEANER	35,672.00	39,416.00	3,744.00	43,769.10	31,589.71	0.00	75,358.81
0000303722	PLANNER TRACK & STRUCTURES	68,078.40	70,470.40	2,392.00	47,694.43	7,991.19	25,491.00	81,176.62
0000303203	SUPV BUS TRANSPORTATION	66,268.80	70,657.60	4,388.80	64,186.42	3,139.26	2,166.48	69,492.16
0000327977	FOREMAN BUILDINGS SUPP EQUIP	71,198.40	75,920.00	4,721.60	72,386.97	9,283.14	2,190.72	83,860.83
0000321546	INSTRUCTOR RAIL OPERATIONS	88,504.00	91,603.20	3,099.20	91,051.78	42,739.93	4,255.00	138,046.71
0000342208	*RAIL OPERATOR	52,187.20	56,888.00	4,700.80	61,983.91	14,527.76	1,204.32	77,715.99
0000351094	*SERVICEPERSON I	36,212.80	42,016.00	5,803.20	34,861.75	3,088.21	0.00	37,949.96
0000302177	*BUS OPERATOR	52,707.20	57,928.00	5,220.80	42,255.55	4,963.71	0.00	47,219.26
0000347293	*BUS OPERATOR	40,705.60	49,233.60	8,528.00	50,495.12	17,292.42	0.00	67,787.54
0000335993	*BUS OPERATOR	52,187.20	56,888.00	4,700.80	44,013.80	671.06	2,047.43	46,732.29
0000351615	*LIGHT RAIL OPERATOR	36,899.20	45,406.40	8,507.20	31,024.18	1,894.95	800.00	33,719.13
0000338172	GRANT PROGRAM ANALYST	113,033.44	124,527.00	11,493.56	120,459.85	0.00	8,038.05	128,497.90
0000352128	*BUS OPERATOR	36,899.20	41,600.00	4,700.80	45,193.55	11,112.35	0.00	56,305.90
0000353915	*BUS OPERATOR	41,600.00	41,600.00	0.00	25,555.52	7,255.80	0.00	32,811.32
0000304882	*SERVICEPERSON I (A)	41,059.20	45,323.20	4,264.00	46,123.41	0.00	0.00	46,123.41
0000325680	*JOURNEYMAN ET-TRAIN CONTROL	57,324.80	62,004.80	4,680.00	63,843.41	18,763.65	1,592.40	84,199.46
0000346489	SUPV STATION CARE	64,480.00	68,744.00	4,264.00	65,891.64	23,139.13	1,240.00	90,270.77
0000312100	*PT BUS OPERATOR	0.00	0.00	0.00	20,701.06	0.00	0.00	20,701.06

METROPOLITAN ATLANTA RAPID TRANSIT AUTHORITY (MARTA)
MARTOC REPORT

EE NUMBER	TITLE	FY 23 BASE SALARY	FY 24 BASE SALARY	DIFFERENCE +/-	REGULAR EARNINGS	OVERTIME EARNINGS	OTHER EARNINGS	TOTAL EARNINGS
0000352417	(DATE LAST EMPLOYED 13-May-2024) *BUS OPERATOR	41,600.00	41,600.00	0.00	41,442.70	8,032.48	0.00	49,475.18
0000323695	*BUS OPERATOR	52,187.20	56,888.00	4,700.80	44,816.93	9,269.10	0.00	54,086.03
0000347773	*SERVICEPERSON IV	38,272.00	46,446.40	8,174.40	36,898.55	836.89	2,574.14	40,309.58
0000350673	*JOURNEYMAN ELEC POWER ELECT	36,899.20	54,412.80	17,513.60	50,988.73	9,420.62	0.00	60,409.35
0000345658	*JOURNEYMAN ET-TRAIN CONTROL	57,324.80	62,004.80	4,680.00	69,137.27	35,864.96	400.00	105,402.23
0000337483	*RAIL STATION CLEANER	35,672.00	39,416.00	3,744.00	43,538.80	3,495.15	0.00	47,033.95
0000354039	*JOURNEYMAN ET-RADIO MAINT	58,552.00	58,552.00	0.00	32,852.14	1,245.64	0.00	34,097.78
0000330160	*RAIL OPERATOR	52,187.20	56,888.00	4,700.80	56,188.11	14,292.45	6,455.98	76,936.54
0000344339	*BUS OPERATOR	48,380.80	56,888.00	8,507.20	54,745.55	16,559.57	1,871.39	73,176.51
0000349060	*BUS OPERATOR	41,600.00	41,600.00	0.00	24,734.07	9,619.50	0.00	34,353.57
0000341695	*BUS OPERATOR	52,187.20	56,888.00	4,700.80	55,078.48	8,347.73	3,996.34	67,422.55
0000302160	MGR RADIO AFC GATE SYSTEMS	123,919.38	128,256.70	4,337.32	123,794.26	0.00	0.00	123,794.26
0000303822	TRANSIT POLICE SERGEANT	83,532.80	86,465.60	2,932.80	88,705.68	11,946.24	458.88	101,110.80
0000319497	*SERVICEPERSON IV	42,702.40	46,446.40	3,744.00	50,201.94	32,820.98	0.00	83,022.92
0000346028	*JOURNEYMAN AA BUS TECHNICIAN	55,536.00	60,216.00	4,680.00	15,190.75	7,040.81	0.00	22,231.56
0000302323	(DATE LAST EMPLOYED 12-Oct-2023) TRANSIT POLICE MAJOR	120,788.98	125,016.84	4,227.86	121,007.76	0.00	16,353.01	137,360.77
0000303397	SUPV BUS MAINTENANCE	62,608.00	66,768.00	4,160.00	63,050.90	20,182.50	4,816.00	88,049.40
0000322234	INSTRUCTOR BUS TECHNICAL	79,164.80	81,952.00	2,787.20	80,823.21	23,582.47	14,082.20	118,487.88
0000348328	TRANSIT POLICE OFFICER	53,268.80	57,324.80	4,056.00	59,137.59	15,942.98	1,639.04	76,719.61
0000354417	*JOURNEYMAN BUS TECHNICIAN	54,412.80	54,412.80	0.00	22,805.01	500.31	0.00	23,305.32
0000341881	*BUS OPERATOR	52,187.20	56,888.00	4,700.80	56,476.07	4,166.37	1,294.72	61,937.16
0000350743	*BUS OPERATOR	36,899.20	41,600.00	4,700.80	41,262.03	6,508.58	160.00	47,930.61
0000345484	*BUS OPERATOR	44,532.80	49,233.60	4,700.80	31,208.84	7,661.59	2,738.45	41,608.88
0000352265	(DATE LAST EMPLOYED 27-Feb-2024) *JOURNEYMAN BUS TECHNICIAN	54,412.80	54,412.80	0.00	33,507.68	1,824.25	0.00	35,331.93
0000352416	(DATE LAST EMPLOYED 14-Feb-2024) *RAIL STATION CLEANER	35,776.00	35,776.00	0.00	32,317.62	6,439.68	0.00	38,757.30
0000348848	*SERVICEPERSON IV	40,539.20	46,446.40	5,907.20	48,844.16	12,711.21	0.00	61,555.37
0000302930	*JOURNEYMAN ET-RADIO MAINT	57,844.80	63,044.80	5,200.00	73,021.84	42,706.84	400.00	116,128.68
0000340573	*RAIL OPERATOR	52,187.20	56,888.00	4,700.80	58,618.01	19,089.69	2,406.80	80,114.50
0000353792	*JOURNEYMAN ET-RADIO MAINT	58,552.00	58,552.00	0.00	37,282.58	1,192.86	0.00	38,475.44
0000348618	*SERVICEPERSON IV	40,539.20	46,446.40	5,907.20	47,396.39	9,352.55	0.00	56,748.94
0000349730	*STATION AGENT	39,104.00	50,419.20	11,315.20	49,334.16	906.30	0.00	50,240.46
0000305596	SYSTEM SAFETY COORDINATOR	80,691.00	96,141.50	15,450.50	90,059.47	883.74	9,289.04	100,232.25
0000342817	SUPV CAR REPAIR INSPECTION	66,414.40	70,824.00	4,409.60	68,279.56	7,645.84	3,831.60	79,757.00
0000346472	*BUS OPERATOR	40,705.60	49,233.60	8,528.00	50,987.15	6,406.99	0.00	57,394.14

METROPOLITAN ATLANTA RAPID TRANSIT AUTHORITY (MARTA)
MARTOC REPORT

EE NUMBER	TITLE	FY 23 BASE SALARY	FY 24 BASE SALARY	DIFFERENCE +/-	REGULAR EARNINGS	OVERTIME EARNINGS	OTHER EARNINGS	TOTAL EARNINGS
0000305284	*JOURNEYMAN ET-RAIL CAR MAINT	57,844.80	63,044.80	5,200.00	67,126.93	4,445.85	400.00	71,972.78
0000330393	INSTRUCTOR ELECTRICAL POWER	81,286.40	84,136.00	2,849.60	82,503.48	60,694.08	5,729.12	148,926.68
0000313261	CONTRACT PROFESSIONAL DISPATCH	0.00	0.00	0.00	66,340.27	4,522.32	0.00	70,862.59
0000350243	*BUS OPERATOR	36,899.20	45,406.40	8,507.20	48,886.09	24,832.62	0.00	73,718.71
0000349951	*SERVICEPERSON IV	38,521.60	46,446.40	7,924.80	46,145.87	11,247.53	0.00	57,393.40
0000337364	TRANSIT POLICE OFFICER	67,392.00	72,529.60	5,137.60	69,893.01	8,347.99	617.00	78,858.00
0000322432	*JOURNEYMAN BODY REPAIR	57,324.80	62,004.80	4,680.00	64,578.14	82.68	400.00	65,060.82
0000322811	*BUS OPERATOR	52,187.20	56,888.00	4,700.80	60,079.67	15,605.59	4,102.96	79,788.22
0000302337	*JOURNEYMAN AUTOMOTIVE TECH	57,844.80	63,044.80	5,200.00	68,432.64	91,444.93	400.00	160,277.57
0000337433	*BUS OPERATOR	52,187.20	56,888.00	4,700.80	54,928.67	3,926.84	1,495.44	60,350.95
0000317676	EQUITY ADMINISTRATOR	90,306.06	93,466.88	3,160.82	90,228.18	0.00	1,042.00	91,270.18
0000339279	TRANSIT POLICE OFFICER SPECIAL	67,392.00	72,529.60	5,137.60	64,812.98	34,723.49	12,038.30	111,574.77
0000353155	DIR BUS TRANSPORTATION	173,892.42	173,892.42	0.00	129,296.00	0.00	3,446.40	132,742.40
0000334284	MOBILITY CUSTOMER CARE REP	43,270.50	44,791.50	1,521.00	43,299.53	1,276.21	0.00	44,575.74
0000333592	*BUS OPERATOR	52,187.20	56,888.00	4,700.80	65,221.06	31,115.10	0.00	96,336.16
0000338975	*BUS OPERATOR	52,187.20	56,888.00	4,700.80	51,993.36	17,085.76	1,294.72	70,373.84
0000343597	*BUS OPERATOR	48,380.80	56,888.00	8,507.20	60,333.78	16,670.60	0.00	77,004.38
0000306420	*PT BUS OPERATOR	0.00	0.00	0.00	23,774.75	0.00	0.00	23,774.75
0000340735	*LIGHT RAIL OPERATOR	52,187.20	56,888.00	4,700.80	57,416.97	1,426.81	939.17	59,782.95
0000351822	SUPT RAIL LINE (DATE LAST EMPLOYED 05-Apr-2024)	71,904.56	71,904.56	0.00	58,132.84	0.00	1,775.49	59,908.33
0000333475	*JOURNEYMAN RAIL CAR MECHANIC	57,324.80	62,004.80	4,680.00	67,691.88	9,434.72	400.00	77,526.60
0000335992	*BUS OPERATOR	52,187.20	56,888.00	4,700.80	55,815.87	12,982.55	877.39	69,675.81
0000349608	*BUS OPERATOR	36,899.20	45,406.40	8,507.20	46,919.78	4,339.67	0.00	51,259.45
0000346178	*JOURNEYMAN LIGHT RAIL TECH	49,732.80	58,552.00	8,819.20	53,353.05	5,501.95	3,952.31	62,807.31
0000341959	SUPV CAR REPAIR INSPECTION	62,587.20	68,036.80	5,449.60	65,110.59	8,259.74	0.00	73,370.33
0000327019	COST ANALYST	85,850.18	88,855.00	3,004.82	85,152.57	0.00	660.40	85,812.97
0000339388	DIVISION DISPATCHER	58,281.60	63,377.60	5,096.00	47,700.29	112.08	448.32	48,260.69
0000340583	*SERVICEPERSON I	39,956.80	43,700.80	3,744.00	47,474.89	5,941.26	0.00	53,416.15
0000347851	PROTECTIVE SPEC POLICE CADET	42,848.00	44,366.40	1,518.40	47,020.80	339.90	2,472.00	49,832.70
0000315309	*SERVICEPERSON I	40,476.80	44,740.80	4,264.00	46,197.61	300.39	0.00	46,498.00
0000343693	*BUS OPERATOR	48,380.80	56,888.00	8,507.20	61,192.57	32,210.47	0.00	93,403.04
0000332987	*BUS OPERATOR	52,187.20	56,888.00	4,700.80	51,559.21	2,424.30	3,884.16	57,867.67
0000334292	*RAIL OPERATOR	52,187.20	56,888.00	4,700.80	41,716.30	767.30	4,850.71	47,334.31
0000351389	*BUS OPERATOR	36,899.20	41,600.00	4,700.80	46,948.17	7,223.34	0.00	54,171.51

MARTOC REPORT

EE NUMBER	TITLE	FY 23	FY 24	DIFFERENCE	REGULAR	OVERTIME	OTHER	TOTAL
		BASE SALARY	BASE SALARY	+/-	EARNINGS	EARNINGS	EARNINGS	EARNINGS
0000343096	*BUS OPERATOR	48,380.80	56,888.00	8,507.20	61,054.31	9,067.04	3,063.20	73,184.55
0000302418	DISPATCHER-RAIL TRANSPORTATION (DATE LAST EMPLOYED 01-Mar-2024)	67,600.00	67,600.00	0.00	38,880.00	0.00	8,130.00	47,010.00
0000349613	*BUS OPERATOR	36,899.20	45,406.40	8,507.20	50,307.66	47,450.12	0.00	97,757.78
0000304953	*STATION AGENT	47,195.20	51,459.20	4,264.00	53,774.36	10,762.43	181.52	64,718.31
0000354405	TRANSIT POLICE OFFICER	55,140.80	55,140.80	0.00	22,481.92	0.00	0.00	22,481.92
0000330970	*BUS OPERATOR	52,187.20	56,888.00	4,700.80	58,964.44	13,863.78	0.00	72,828.22
0000345976	*SERVICEPERSON IV	42,702.40	46,446.40	3,744.00	48,917.71	8,027.79	0.00	56,945.50
0000302946	*BUS OPERATOR	52,707.20	57,928.00	5,220.80	59,608.85	10,427.68	2,005.20	72,041.73
0000321991	HR INFO SYSTEMS SPEC III	59,441.46	72,456.54	13,015.08	63,634.11	0.00	3,519.73	67,153.84
0000347287	ENVIRO HEALTH SAFETY COORD III	100,210.76	103,718.16	3,507.40	99,349.07	0.00	770.86	100,119.93
0000344250	*SERVICEPERSON IV	42,702.40	46,446.40	3,744.00	49,133.40	4,277.88	0.00	53,411.28
0000330765	*JOURNEYMAN TRACK MAINTAINER	57,324.80	62,004.80	4,680.00	67,339.20	12,026.05	0.00	79,365.25
0000302394	SR DIR OPS PLANNING & CONTROL	205,603.06	212,799.34	7,196.28	205,428.59	0.00	7,907.82	213,336.41
0000305478	SUPV BUS SCHEDULING	93,730.00	106,383.68	12,653.68	93,964.26	0.00	6,577.76	100,542.02
0000333960	*JOURNEYMAN PAINTER	57,324.80	62,004.80	4,680.00	65,987.34	26,376.12	400.00	92,763.46
0000329974	*JOURNEYMAN RAIL CAR MECHANIC	57,324.80	62,004.80	4,680.00	61,849.78	2,769.37	400.00	65,019.15
0000350225	EMERGENCY PREP UNIT COORD	78,000.26	80,730.52	2,730.26	77,653.03	0.00	5,714.10	83,367.13
0000302427	RECORDS CENTER SPECIALIST SR	50,017.50	51,772.50	1,755.00	50,017.34	0.00	4,950.45	54,967.79
0000347400	MAINTENANCE PLANNER BUS (DATE LAST EMPLOYED 19-Jan-2024)	60,777.60	60,777.60	0.00	34,166.08	3,893.06	1,597.17	39,656.31
0000345643	SR EXECUTIVE ADMINISTRATOR	88,190.18	91,276.90	3,086.72	88,116.03	0.00	7,688.39	95,804.42
0000302695	*BUS OPERATOR	52,707.20	57,928.00	5,220.80	62,971.87	35,003.32	445.60	98,420.79
0000348281	*BUS OPERATOR	36,899.20	45,406.40	8,507.20	31,428.97	2,333.81	2,473.34	36,236.12
0000329359	*JOURNEYMAN RAIL CAR MECHANIC	57,324.80	62,004.80	4,680.00	49,982.21	715.44	1,997.36	52,695.01
0000303718	MGR TRAIN CONTROL	100,310.86	103,821.90	3,511.04	100,255.50	0.00	12,345.98	112,601.48
0000320242	*RAIL OPERATOR (DATE LAST EMPLOYED 01-Feb-2024)	52,187.20	56,888.00	4,700.80	44,372.17	7,891.40	1,623.84	53,887.41
0000347060	TRANSIT POLICE OFFICER	45,905.60	55,140.80	9,235.20	27,354.09	31,923.48	22,945.76	82,223.33
0000321626	TRANSIT POLICE OFFICER	72,883.20	72,883.20	0.00	18,625.07	55,606.32	66,993.49	141,224.88
0000347876	PARALEGAL	75,075.00	84,903.00	9,828.00	78,429.48	629.42	0.00	79,058.90
0000351085	*RAIL STATION CLEANER (DATE LAST EMPLOYED 14-May-2024)	30,180.80	35,776.00	5,595.20	34,475.28	180.60	0.00	34,655.88
0000342207	*BUS OPERATOR	52,187.20	56,888.00	4,700.80	37,335.22	4,074.49	372.16	41,781.87
0000335566	*JOURNEYMAN ET-TRAIN CONTROL	57,324.80	54,412.80	-2,912.00	58,618.79	1,384.05	4,652.98	64,655.82
0000346503	PRINCIPAL PLANNER/PROJ SCHED	99,684.52	103,173.72	3,489.20	99,630.14	0.00	0.00	99,630.14
0000348422	*LIGHT RAIL SERVICEPERSON	32,032.00	43,700.80	11,668.80	45,179.76	5,942.13	0.00	51,121.89
0000335878	INFORMATION SYS ANALYST III	48,945.00	81,526.64	32,581.64	57,858.71	127.89	1,615.79	59,602.39

METROPOLITAN ATLANTA RAPID TRANSIT AUTHORITY (MARTA)
MARTOC REPORT

EE NUMBER	TITLE	FY 23	FY 24	DIFFERENCE +/-	REGULAR EARNINGS	OVERTIME EARNINGS	OTHER EARNINGS	TOTAL EARNINGS
		BASE SALARY	BASE SALARY					
0000318006	*MATERIAL CONTROLLER	51,001.60	55,848.00	4,846.40	54,065.60	7,670.38	3,293.56	65,029.54
0000350509	MGR CRIMINAL JUSTICE COMM/RECD	98,800.26	102,258.52	3,458.26	100,710.88	0.00	8,360.03	109,070.91
0000308143	CONTRACT PROFESSIONAL	0.00	0.00	0.00	51,810.50	1,995.45	0.00	53,805.95
0000332301	SAFETY OPERATIONAL OFFICER	83,869.50	86,814.00	2,944.50	83,814.39	2,481.30	5,161.20	91,456.89
0000334025	*RAIL OPERATOR	52,187.20	56,888.00	4,700.80	69,013.81	76,209.81	0.00	145,223.62
0000303480	*MATERIAL CONTROLLER	53,705.60	57,969.60	4,264.00	55,822.61	0.00	2,386.96	58,209.57
0000337167	TRANSIT POLICE DETECTIVE	67,392.00	72,529.60	5,137.60	49,302.11	68,863.77	36,924.24	155,090.12
0000334779	*RAIL OPERATOR	52,187.20	56,888.00	4,700.80	61,759.87	18,830.11	0.00	80,589.98
0000303505	*JOURNEYMAN AA BUS TECHNICIAN	57,844.80	63,044.80	5,200.00	65,992.25	16,847.73	400.00	83,239.98
0000306172	*JOURNEYMAN AA BUS TECHNICIAN	57,844.80	63,044.80	5,200.00	68,521.27	13,628.10	400.00	82,549.37
0000320368	SUPV STATION CARE	66,414.40	70,824.00	4,409.60	67,961.05	7,005.54	0.00	74,966.59
0000340922	*JOURNEYMAN ET-RADIO MAINT	57,324.80	62,004.80	4,680.00	62,313.64	70,636.34	6,123.52	139,073.50
0000304361	*BUS OPERATOR	52,707.20	57,928.00	5,220.80	66,556.86	22,544.60	1,093.92	90,195.38
0000333584	*JOURNEYMAN ET-RADIO MAINT	57,324.80	62,004.80	4,680.00	48,891.86	570.13	3,666.72	53,128.71
0000351527	ADMINISTRATIVE ASSISTANT	40,852.50	42,295.50	1,443.00	41,872.26	16,702.45	2,291.94	60,866.65
0000352883	*BUS OPERATOR (DATE LAST EMPLOYED 20-May-2024)	41,600.00	41,600.00	0.00	34,097.60	5,821.20	0.00	39,918.80
0000322975	*JOURNEYMAN ET-RADIO MAINT	57,324.80	62,004.80	4,680.00	63,633.83	12,257.67	3,392.24	79,283.74
0000348216	*BUS OPERATOR	36,899.20	45,406.40	8,507.20	46,193.16	11,478.33	1,047.84	58,719.33
0000345753	*BUS OPERATOR	44,532.80	53,081.60	8,548.80	49,222.76	10,389.72	5,170.68	64,783.16
0000306342	*JOURNEYMAN ET-RAIL CAR MAINT	57,844.80	63,044.80	5,200.00	67,604.72	15,690.94	4,462.16	87,757.82
0000304029	SUPV BUS TRANSPORTATION (DATE LAST EMPLOYED 01-Apr-2024)	71,011.20	71,011.20	0.00	53,634.55	9,551.05	13,269.20	76,454.80
0000342132	*SERVICEPERSON I	39,956.80	43,700.80	3,744.00	43,319.08	43.23	461.04	43,823.35
0000344425	MGR AUTOMATED PKG & REV CTRL	105,558.18	109,252.78	3,694.60	105,493.60	0.00	0.00	105,493.60
0000323749	SUPV BUS TRANSPORTATION	70,324.80	74,984.00	4,659.20	71,932.34	33,497.85	7,032.48	112,462.67
0000348592	PROTECTIVE SPEC POLICE CADET	42,848.00	44,366.40	1,518.40	48,042.40	1,478.10	4,799.80	54,320.30
0000333337	TRANSIT POLICE OFFICER	72,883.20	75,441.60	2,558.40	48,341.31	42,002.11	16,958.88	107,302.30
0000339064	*BUS OPERATOR	52,187.20	56,888.00	4,700.80	62,215.96	20,386.46	0.00	82,602.42
0000354241	*BUS OPERATOR	41,600.00	41,600.00	0.00	20,295.13	2,224.80	0.00	22,519.93
0000347297	MGR IT PROJECT MGMT	135,200.52	139,932.78	4,732.26	135,054.05	0.00	10,663.52	145,717.57
0000339300	DIR IT STRATEGY & INNOVATION (DATE LAST EMPLOYED 13-Mar-2024)	173,044.82	173,044.82	0.00	128,251.44	0.00	26,205.20	154,456.64
0000347683	*SERVICEPERSON IV (DATE LAST EMPLOYED 23-Apr-2024)	39,956.80	46,446.40	6,489.60	42,539.91	7,023.35	0.00	49,563.26
0000315408	*SERVICEPERSON IV	43,222.40	47,486.40	4,264.00	51,658.43	11,881.97	0.00	63,540.40
0000347418	TECHNICAL INSPECTOR	58,219.20	60,257.60	2,038.40	58,962.88	7,682.35	0.00	66,645.23
0000305539	*JOURNEYMAN RAIL CAR MECHANIC	57,844.80	63,044.80	5,200.00	65,395.26	0.00	14,545.70	79,940.96

MARTOC REPORT

EE NUMBER	TITLE	FY 23	FY 24	DIFFERENCE	REGULAR	OVERTIME	OTHER	TOTAL
		BASE SALARY	BASE SALARY	+/-	EARNINGS	EARNINGS	EARNINGS	EARNINGS
0000322926	*BUS OPERATOR	52,187.20	56,888.00	4,700.80	61,181.03	15,758.89	0.00	76,939.92
0000303468	*BUS OPERATOR	52,707.20	57,928.00	5,220.80	58,988.87	10,056.96	891.20	69,937.03
0000305671	*JOURNEYMAN TRACK MECHANIC (DATE LAST EMPLOYED 01-Feb-2024)	57,844.80	63,044.80	5,200.00	52,732.21	9,980.72	400.00	63,112.93
0000353606	SR FINANCIAL ANALYST	108,342.78	108,342.78	0.00	72,526.16	0.00	0.00	72,526.16
0000334781	*BUS OPERATOR	52,187.20	56,888.00	4,700.80	55,912.34	8,332.56	4,735.51	68,980.41
0000338608	*JOURNEYMAN AA BUS TECHNICIAN	57,324.80	62,004.80	4,680.00	68,701.68	38,453.62	400.00	107,555.30
0000318796	*BUS OPERATOR	52,187.20	56,888.00	4,700.80	64,818.88	44,840.07	0.00	109,658.95
0000335474	FIELD DATA COLLECTION SPEC	44,635.50	46,215.00	1,579.50	43,462.55	0.00	1,115.92	44,578.47
0000322743	SUPV STATION CARE	63,190.40	73,860.80	10,670.40	66,384.14	22,917.86	5,164.60	94,466.60
0000306279	*JOURNEYMAN ET-RAIL CAR MAINT	57,844.80	63,044.80	5,200.00	63,895.63	8,095.10	4,624.64	76,615.37
0000326723	*JOURNEYMAN ELEC POWER ELECT	57,324.80	62,004.80	4,680.00	66,406.44	34,085.15	400.00	100,891.59
0000326274	RAIL SERVICES CONTROLLER	87,297.60	90,355.20	3,057.60	90,462.65	14,467.50	1,175.16	106,105.31
0000351533	ADMINISTRATIVE ASSISTANT	40,852.50	42,295.50	1,443.00	41,065.73	1,602.68	0.00	42,668.41
0000345489	QA ENGINEER	104,613.60	108,275.18	3,661.58	104,517.20	0.00	0.00	104,517.20
0000351766	*BUS OPERATOR	36,899.20	41,600.00	4,700.80	47,002.30	8,533.24	0.00	55,535.54
0000321635	SAFETY OPERATIONAL OFFICER	83,070.00	85,995.00	2,925.00	84,299.00	5,046.90	319.50	89,665.40
0000349506	SR DIR MARKETING & SALES	129,530.18	143,968.50	14,438.32	131,283.51	0.00	0.00	131,283.51
0000330844	MGR CONTRACTS	111,212.40	115,104.86	3,892.46	111,143.47	0.00	0.00	111,143.47
0000343524	*RAIL OPERATOR	48,380.80	56,888.00	8,507.20	56,521.95	21,275.23	4,877.00	82,674.18
0000302744	GEN SUPT BUS MAINT	106,918.76	110,660.94	3,742.18	107,429.86	0.00	0.00	107,429.86
0000344900	*JOURNEYMAN BUS TECHNICIAN	54,308.80	61,131.20	6,822.40	60,438.18	1,889.66	400.00	62,727.84
0000320033	*JOURNEYMAN ET-RAIL CAR MAINT	57,324.80	62,004.80	4,680.00	64,392.76	499.46	400.00	65,292.22
0000343518	PROJECT MANAGER II (DATE LAST EMPLOYED 16-Jun-2023)	114,232.82	114,232.82	0.00	0.00	0.00	27,149.34	27,149.34
0000351506	*BUS OPERATOR (DATE LAST EMPLOYED 24-Apr-2024)	36,899.20	41,600.00	4,700.80	38,750.41	5,306.54	0.00	44,056.95
0000346487	CJIT-POLICE DISPATCHER	53,643.20	55,536.00	1,892.80	63,774.02	17,134.63	4,023.24	84,931.89
0000351179	*RAIL STATION CLEANER	30,180.80	35,776.00	5,595.20	38,015.30	10,621.93	0.00	48,637.23
0000352878	SR TECHNICAL SERVICES ENGINEER	103,998.18	103,998.18	0.00	79,668.09	0.00	1,545.88	81,213.97
0000319667	*BUS OPERATOR	52,187.20	56,888.00	4,700.80	58,625.93	21,578.71	4,596.99	84,801.63
0000316073	TRANSIT POLICE MAJOR	124,988.24	129,363.00	4,374.76	126,721.27	0.00	19,549.45	146,270.72
0000331406	*BUS OPERATOR	52,187.20	56,888.00	4,700.80	59,149.77	21,126.78	2,990.88	83,267.43
0000354431	*BUS OPERATOR	41,600.00	41,600.00	0.00	18,836.67	2,319.00	0.00	21,155.67
0000354258	*BUS OPERATOR	41,600.00	41,600.00	0.00	20,418.48	3,292.80	0.00	23,711.28
0000338675	ENTERPRISE SYSTEMS ENGINEER	86,787.22	89,824.80	3,037.58	86,718.13	0.00	7,343.56	94,061.69
0000348300	PROTECTIVE SPEC POLICE CADET (DATE LAST EMPLOYED 18-Dec-2023)	43,264.00	43,264.00	0.00	10,149.70	15,677.30	14,810.68	40,637.68

METROPOLITAN ATLANTA RAPID TRANSIT AUTHORITY (MARTA)
MARTOC REPORT

EE NUMBER	TITLE	FY 23	FY 24	DIFFERENCE +/-	REGULAR EARNINGS	OVERTIME EARNINGS	OTHER EARNINGS	TOTAL EARNINGS
		BASE SALARY	BASE SALARY					
0000352104	SUPT WORKFORCE MANAGEMENT	75,689.12	78,338.26	2,649.14	75,454.07	0.00	1,552.60	77,006.67
0000354259	*BUS OPERATOR	41,600.00	41,600.00	0.00	17,053.20	3,487.20	0.00	20,540.40
0000354143	*SERVICEPERSON I	39,956.80	39,956.80	0.00	21,386.56	2,240.37	0.00	23,626.93
0000346200	*BUS OPERATOR	44,532.80	53,081.60	8,548.80	53,013.89	9,932.06	785.32	63,731.27
0000322673	SUPV RAIL LINE	71,884.80	76,648.00	4,763.20	75,541.07	18,059.84	10,782.72	104,383.63
0000348529	*JOURNEYMAN BUS TECHNICIAN	52,811.20	58,822.40	6,011.20	64,491.63	19,919.63	2,819.20	87,230.46
0000351538	*BUS OPERATOR (DATE LAST EMPLOYED 17-Jan-2024)	36,899.20	41,600.00	4,700.80	21,844.51	2,160.54	0.00	24,005.05
0000339670	BUYER PLANNER III	76,580.66	79,261.00	2,680.34	76,549.69	0.00	0.00	76,549.69
0000352880	*LIGHT RAIL OPERATOR (DATE LAST EMPLOYED 08-Jul-2024)	41,600.00	41,600.00	0.00	33,440.91	1,579.50	0.00	35,020.41
0000337220	*JOURNEYMAN SUPPORT EQUIPMENT	57,324.80	62,004.80	4,680.00	60,294.50	3,244.10	400.00	63,938.60
0000344324	IT ASSET ANALYST	78,879.84	81,640.78	2,760.94	78,848.22	0.00	1,496.70	80,344.92
0000327975	*JOURNEYMAN SUPPORT EQUIPMENT	57,324.80	62,004.80	4,680.00	65,866.69	8,326.92	620.48	74,814.09
0000349253	*JOURNEYMAN ET-TELEPHONE MAINT	53,872.00	60,216.00	6,344.00	63,879.37	58,121.98	400.00	122,401.35
0000322109	*SERVICEPERSON IV	42,702.40	46,446.40	3,744.00	51,827.28	26,183.38	223.30	78,233.96
0000334488	*BUS OPERATOR	52,187.20	56,888.00	4,700.80	48,925.27	21,060.26	0.00	69,985.53
0000335353	*JOURNEYMAN ET-RAIL CAR MAINT	57,324.80	62,004.80	4,680.00	66,804.98	8,223.99	2,604.80	77,633.77
0000344993	*BUS OPERATOR	48,380.80	56,888.00	8,507.20	52,562.31	7,692.91	4,040.16	64,295.38
0000306387	*JOURNEYMAN ET-RAIL CAR MAINT (DATE LAST EMPLOYED 29-Feb-2024)	57,844.80	63,044.80	5,200.00	58,266.20	41.72	400.00	58,707.92
0000303591	BUS MECH ELEC ENGINEER	90,885.60	94,066.70	3,181.10	91,829.48	0.00	0.00	91,829.48
0000353897	*BUS OPERATOR	41,600.00	41,600.00	0.00	27,328.91	5,481.90	0.00	32,810.81
0000317051	*ENCODER CLERK	39,811.20	44,595.20	4,784.00	39,087.72	0.00	0.00	39,087.72
0000347329	DIR BUS MAINTENANCE (DATE LAST EMPLOYED 31-Jul-2024)	148,526.30	153,724.74	5,198.44	154,416.55	0.00	0.00	154,416.55
0000347294	*BUS OPERATOR	40,705.60	49,233.60	8,528.00	49,152.74	20,229.16	1,760.78	71,142.68
0000316178	INFORMATION SYS ANALYST III	91,335.14	94,532.10	3,196.96	91,291.16	0.00	8,705.43	99,996.59
0000303162	*JOURNEYMAN RAIL CAR MECHANIC	57,844.80	63,044.80	5,200.00	64,260.80	0.00	400.00	64,660.80
0000332789	TRANSIT POLICE OFFICER	72,883.20	75,441.60	2,558.40	32,663.22	44,369.92	36,323.92	113,357.06
0000331372	TRANSIT POLICE SERGEANT	77,230.40	83,137.60	5,907.20	83,959.19	37,314.32	3,397.68	124,671.19
0000341684	DIR VERTICAL TRANSPORTATION	148,967.00	154,181.04	5,214.04	154,854.41	0.00	6,111.47	160,965.88
0000340529	*STATION AGENT	46,675.20	50,419.20	3,744.00	49,809.98	13,322.62	2,702.91	65,835.51
0000346767	SAFETY OPERATIONAL OFFICER	81,939.00	84,825.00	2,886.00	82,912.39	5,563.45	3,151.50	91,627.34
0000340456	*BUS OPERATOR	52,187.20	56,888.00	4,700.80	55,971.26	10,055.28	4,139.12	70,165.66
0000348476	*BUS OPERATOR	36,899.20	45,406.40	8,507.20	47,232.94	8,811.40	0.00	56,044.34
0000315785	TRANSIT POLICE LIEUTENANT	101,712.00	105,289.60	3,577.60	102,544.71	2,196.42	10,758.00	115,499.13
0000335991	BUILDING MAINT SPEC II	63,605.10	65,831.48	2,226.38	61,949.97	0.00	1,640.12	63,590.09

METROPOLITAN ATLANTA RAPID TRANSIT AUTHORITY (MARTA)
MARTOC REPORT

EE NUMBER	TITLE	FY 23	FY 24	DIFFERENCE	REGULAR	OVERTIME	OTHER	TOTAL
		BASE SALARY	BASE SALARY	+/-	EARNINGS	EARNINGS	EARNINGS	EARNINGS
0000318195	*SERVICEPERSON IV (DATE LAST EMPLOYED 16-Feb-2024)	42,702.40	46,446.40	3,744.00	38,109.53	1,497.90	0.00	39,607.43
0000304093	*SERVICEPERSON I (A)	41,059.20	45,323.20	4,264.00	48,718.48	0.00	435.80	49,154.28
0000342754	SUPV COMMUNICATIONS	69,368.00	71,801.60	2,433.60	76,723.67	32,281.16	5,369.35	114,374.18
0000344196	*JOURNEYMAN ET-RAIL CAR MAINT	57,324.80	62,004.80	4,680.00	65,603.36	13,498.55	400.00	79,501.91
0000352107	ORG LEARNING SPECIALIST III	78,000.00	80,730.00	2,730.00	78,056.00	0.00	0.00	78,056.00
0000305261	SR MGR HR INFORMATION SYSTEMS	121,240.34	125,483.80	4,243.46	121,116.69	0.00	7,927.26	129,043.95
0000329150	TRANSIT POLICE LIEUTENANT (DATE LAST EMPLOYED 13-Jan-2024)	101,712.00	101,712.00	0.00	64,057.89	5,552.40	7,359.45	76,969.74
0000321910	*JOURNEYMAN RAIL CAR MECHANIC	57,324.80	62,004.80	4,680.00	62,571.87	19,939.57	675.60	83,187.04
0000348401	*BUS OPERATOR	36,899.20	45,406.40	8,507.20	48,363.84	12,109.08	0.00	60,472.92
0000328795	*STATION AGENT	46,675.20	50,419.20	3,744.00	48,338.13	1,563.48	4,231.32	54,132.93
0000338438	*BUS OPERATOR (DATE LAST EMPLOYED 21-Jun-2024)	41,600.00	41,600.00	0.00	23,597.39	5,003.10	0.00	28,600.49
0000321944	SYSTEM SAFETY ENGINEER III	111,640.88	115,548.42	3,907.54	111,531.90	0.00	9,446.54	120,978.44
0000304988	*JOURNEYMAN AA BUS TECHNICIAN	57,844.80	63,044.80	5,200.00	71,900.84	17,911.33	400.00	90,212.17
0000320690	*BUS OPERATOR	52,187.20	56,888.00	4,700.80	56,500.48	15,726.85	5,215.04	77,442.37
0000351169	*STATION AGENT	39,104.00	46,176.00	7,072.00	48,102.20	2,579.25	0.00	50,681.45
0000351178	TRANSIT POLICE OFFICER	42,848.00	53,040.00	10,192.00	48,983.01	10,280.92	1,767.20	61,031.13
0000303473	*JOURNEYMAN BUS TECHNICIAN	56,971.20	62,171.20	5,200.00	66,226.69	33,960.64	1,032.64	101,219.97
0000327119	SUPV MOBILITY RESERVATIONS	52,396.50	68,601.78	16,205.28	59,813.19	1,866.16	5,379.42	67,058.77
0000337998	*JOURNEYMAN ELEC POWER ELECT	57,324.80	62,004.80	4,680.00	66,983.20	41,257.57	400.00	108,640.77
0000348797	*RAIL OPERATOR	36,899.20	45,406.40	8,507.20	49,446.43	22,227.47	349.28	72,023.18
0000317433	DATABASE ADMINISTRATOR III	97,391.84	100,800.70	3,408.86	97,303.49	0.00	5,994.35	103,297.84
0000349446	ACCOUNTANT III	87,602.06	90,668.24	3,066.18	87,219.95	0.00	336.94	87,556.89
0000352879	OFFICE ADMINISTRATOR II	66,649.18	66,649.18	0.00	52,067.66	0.00	0.00	52,067.66
0000324245	*SERVICEPERSON I	39,956.80	43,700.80	3,744.00	42,492.59	16,221.58	1,008.48	59,722.65
0000347754	*BUS OPERATOR	40,705.60	49,233.60	8,528.00	41,533.98	4,415.67	313.12	46,262.77
0000331998	CONTRACT PROFESSIONAL	0.00	0.00	0.00	179,815.96	0.00	0.00	179,815.96
0000335209	*BUS OPERATOR	52,187.20	56,888.00	4,700.80	51,840.46	10,757.45	3,018.03	65,615.94
0000322855	*JOURNEYMAN ELEC POWER ELECT	57,324.80	62,004.80	4,680.00	69,974.25	86,009.50	400.00	156,383.75
0000351979	DIR LOCAL CORRIDORS & HUBS	170,000.22	175,950.32	5,950.10	170,056.40	0.00	0.00	170,056.40
0000338516	TRANSIT POLICE OFFICER	67,392.00	72,529.60	5,137.60	66,923.33	16,975.15	8,920.70	92,819.18
0000329037	ARCHITECT IV	86,131.50	89,146.20	3,014.70	86,060.90	0.00	3,312.75	89,373.65
0000348137	DATA MGMT ANALYST	73,628.36	95,220.32	21,591.96	77,135.11	0.00	0.00	77,135.11
0000351767	FIELD DATA COLLECTION SPEC	41,964.00	43,446.00	1,482.00	41,880.12	0.00	161.40	42,041.52
0000315409	ELECTRICAL ENGINEER VI	106,692.30	110,426.68	3,734.38	106,628.29	0.00	13,097.46	119,725.75

METROPOLITAN ATLANTA RAPID TRANSIT AUTHORITY (MARTA)
MARTOC REPORT

EE NUMBER	TITLE	FY 23	FY 24	DIFFERENCE +/-	REGULAR EARNINGS	OVERTIME EARNINGS	OTHER EARNINGS	TOTAL EARNINGS
		BASE SALARY	BASE SALARY					
0000351437	GRANT & CAPITAL ANALYST (DATE LAST EMPLOYED 18-Jan-2024)	112,000.20	112,000.20	0.00	61,656.16	0.00	1,400.87	63,057.03
0000321021	*BUS OPERATOR (DATE LAST EMPLOYED 01-Apr-2024)	52,187.20	56,888.00	4,700.80	50,294.63	8,902.96	656.40	59,853.99
0000334703	HR INFO SYSTEMS SPEC III	60,396.18	72,456.54	12,060.36	65,996.24	0.00	494.43	66,490.67
0000329425	LD BREEZE CARD FULFILLMENT AGT	41,574.00	43,036.50	1,462.50	41,742.69	239.85	3,557.89	45,540.43
0000303697	*STATION AGENT	47,195.20	51,459.20	4,264.00	57,260.64	30,264.57	0.00	87,525.21
0000351508	*BUS OPERATOR	36,899.20	41,600.00	4,700.80	45,336.25	9,192.62	0.00	54,528.87
0000326462	TRANSIT POLICE SERGEANT (DATE LAST EMPLOYED 16-Jan-2024)	83,532.80	83,532.80	0.00	44,988.75	0.00	18,611.35	63,600.10
0000306062	*JOURNEYMAN ET-RAIL CAR MAINT	57,844.80	63,044.80	5,200.00	70,791.56	14,770.49	884.96	86,447.01
0000347084	*APPRENTICE MECHANIC	42,702.40	49,795.20	7,092.80	50,050.28	4,303.65	0.00	54,353.93
0000351078	*RAIL STATION CLEANER	30,180.80	35,776.00	5,595.20	36,466.62	1,260.90	0.00	37,727.52
0000351198	*BUS OPERATOR	36,899.20	41,600.00	4,700.80	46,715.27	8,926.18	0.00	55,641.45
0000332200	*JOURNEYMAN RAIL CAR MECHANIC	57,324.80	62,004.80	4,680.00	60,599.33	2,366.54	400.00	63,365.87
0000315982	*BUS OPERATOR	52,707.20	57,928.00	5,220.80	58,763.46	9,605.55	2,350.40	70,719.41
0000321575	SUPT BUS TRANSPORTATION	77,897.30	80,623.92	2,726.62	77,868.44	0.00	8,788.42	86,656.86
0000304957	GEN SUPT RAIL CAR MAINTENANCE	104,622.44	108,284.28	3,661.84	104,560.56	0.00	7,886.93	112,447.49
0000330930	TRANSIT POLICE SERGEANT	83,532.80	86,465.60	2,932.80	63,580.16	29,008.88	22,531.84	115,120.88
0000303733	*BUS OPERATOR	52,707.20	57,928.00	5,220.80	54,050.13	28,344.72	4,185.45	86,580.30
0000334031	*BUS OPERATOR	52,187.20	56,888.00	4,700.80	61,305.06	25,743.48	2,151.85	89,200.39
0000348395	*BUS OPERATOR	41,600.00	41,600.00	0.00	19,442.35	3,761.10	0.00	23,203.45
0000309665	*BUS OPERATOR	52,187.20	56,888.00	4,700.80	55,002.80	4,485.11	1,696.16	61,184.07
0000341339	*BUS OPERATOR	52,187.20	56,888.00	4,700.80	57,507.30	22,673.90	4,424.16	84,605.36
0000343403	*BUS OPERATOR	48,380.80	56,888.00	8,507.20	57,200.50	17,939.76	1,795.30	76,935.56
0000351182	*SERVICEPERSON I	36,212.80	42,016.00	5,803.20	43,589.09	437.31	0.00	44,026.40
0000331936	SUPV LIGHT RAIL TRANSPORTATION	66,414.40	70,824.00	4,409.60	66,265.61	7,028.62	4,757.57	78,051.80
0000322223	SUPV COMMUNICATIONS	62,982.40	75,171.20	12,188.80	78,497.10	33,580.17	0.00	112,077.27
0000344758	*JOURNEYMAN BUS TECHNICIAN	54,308.80	61,131.20	6,822.40	65,823.57	28,745.52	400.00	94,969.09
0000302108	*BUS OPERATOR	52,707.20	57,928.00	5,220.80	63,815.09	23,895.21	300.78	88,011.08
0000344093	*JOURNEYMAN BUS TECHNICIAN	49,254.40	57,491.20	8,236.80	59,875.54	8,261.90	0.00	68,137.44
0000303768	INSTRUCTOR BUS OPERATIONS	68,265.60	77,646.40	9,380.80	72,472.79	4,318.77	5,769.60	82,561.16
0000324724	*JOURNEYMAN ET-TRAIN CONTROL	57,324.80	62,004.80	4,680.00	71,929.02	35,671.59	400.00	108,000.61
0000353881	*JOURNEYMAN TRACK MAINTAINER	54,412.80	54,412.80	0.00	36,265.39	5,846.76	0.00	42,112.15
0000321952	*BUS OPERATOR (DATE LAST EMPLOYED 29-Jan-2024)	52,187.20	56,888.00	4,700.80	25,242.17	4,682.00	0.00	29,924.17
0000354912	MGR SAFETY INVESTIGATIONS	144,900.34	144,900.34	0.00	43,076.99	0.00	0.00	43,076.99
0000340781	*LIGHT RAIL SERVICEPERSON	35,672.00	43,700.80	8,028.80	45,654.95	4,342.94	0.00	49,997.89

METROPOLITAN ATLANTA RAPID TRANSIT AUTHORITY (MARTA)
MARTOC REPORT

EE NUMBER	TITLE	FY 23	FY 24	DIFFERENCE +/-	REGULAR EARNINGS	OVERTIME EARNINGS	OTHER EARNINGS	TOTAL EARNINGS
		BASE SALARY	BASE SALARY					
0000307077	DIVISION DISPATCHER	70,324.80	74,984.00	4,659.20	62,237.84	1,522.07	12,983.04	76,742.95
0000320827	SUPV STATION CARE	64,480.00	68,744.00	4,264.00	67,926.85	23,213.45	0.00	91,140.30
0000302364	*JOURNEYMAN OVERHAULER	57,844.80	63,044.80	5,200.00	66,798.03	16,859.92	400.00	84,057.95
0000319374	TRANSIT POLICE MAJOR	120,788.98	125,016.84	4,227.86	121,007.72	0.00	15,609.69	136,617.41
0000334278	ELEV ESCALATOR SAFE INSPEC II	82,212.00	85,098.00	2,886.00	82,756.07	2,855.81	6,745.60	92,357.48
0000338623	SUPT BUS MAINTENANCE GARAGE	65,748.80	91,599.30	25,850.50	78,070.70	0.00	0.00	78,070.70
0000338874	*JOURNEYMAN ET-RADIO MAINT	57,324.80	62,004.80	4,680.00	68,763.92	37,505.91	400.00	106,669.83
0000345629	*JOURNEYMAN ET-RADIO MAINT	57,324.80	62,004.80	4,680.00	67,512.95	62,965.46	1,502.40	131,980.81
0000322678	TRANSIT POLICE OFFICER	72,883.20	75,441.60	2,558.40	71,955.19	16,361.01	12,230.60	100,546.80
0000322112	*BUS OPERATOR	52,187.20	56,888.00	4,700.80	56,774.40	11,749.11	4,321.76	72,845.27
0000331996	GEN SUPT BUS SVC COORDINATION	92,834.82	96,084.04	3,249.22	91,716.95	0.00	5,831.94	97,548.89
0000346713	*JOURNEYMAN OVERHAULER	53,352.00	60,216.00	6,864.00	56,045.89	27,045.00	973.10	84,063.99
0000302317	*BUS OPERATOR	52,707.20	57,928.00	5,220.80	66,522.26	31,999.00	0.00	98,521.26
0000353758	GRANT & CAPITAL ANALYST	105,099.80	105,099.80	0.00	57,596.83	0.00	0.00	57,596.83
0000335298	*JOURNEYMAN ET-RAIL CAR MAINT	57,324.80	62,004.80	4,680.00	64,856.26	2,859.23	400.00	68,115.49
0000344531	*BUS DISPATCHER (BLOCKOUT)	50,502.40	54,246.40	3,744.00	60,447.42	19,553.95	0.00	80,001.37
0000332902	*RAIL OPERATOR	52,187.20	56,888.00	4,700.80	60,121.13	24,576.36	3,464.64	88,162.13
0000327458	SAFETY OPERATIONAL OFFICER	77,897.30	86,443.50	8,546.20	80,246.74	2,655.46	7,294.07	90,196.27
0000332183	GEN FOREMAN BLDGS & GROUNDS	79,476.02	82,257.76	2,781.74	79,441.94	0.00	3,056.77	82,498.71
0000353607	*JOURNEYMAN BUS TECHNICIAN	54,412.80	54,412.80	0.00	38,653.24	1,098.72	0.00	39,751.96
0000352867	*SERVICEPERSON I (DATE LAST EMPLOYED 09-Feb-2024)	39,956.80	39,956.80	0.00	19,890.62	500.22	0.00	20,390.84
0000344486	SR PROJECT MANAGER	129,792.52	144,127.36	14,334.84	135,843.70	0.00	2,999.31	138,843.01
0000320298	*BUS OPERATOR	52,187.20	56,888.00	4,700.80	46,954.59	6,215.71	4,932.27	58,102.57
0000344874	SUPV BUS MAINTENANCE	62,608.00	66,768.00	4,160.00	58,255.04	37,700.54	10,982.12	106,937.70
0000344308	SUPV BUS MAINTENANCE	63,211.20	67,412.80	4,201.60	65,362.20	28,315.99	1,276.38	94,954.57
0000321410	*BUS OPERATOR (DATE LAST EMPLOYED 02-Apr-2024)	52,187.20	56,888.00	4,700.80	49,022.82	14,880.24	6,744.10	70,647.16
0000305515	*BUS OPERATOR	52,707.20	57,928.00	5,220.80	65,703.94	23,879.03	0.00	89,582.97
0000330749	SUPV BUS TRANSPORTATION	66,913.60	71,344.00	4,430.40	66,167.67	6,843.94	1,532.88	74,544.49
0000337424	TRANSIT POLICE OFFICER	67,392.00	67,392.00	0.00	16,339.82	48,040.87	47,161.31	111,542.00
0000349699	*JOURNEYMAN BUS TECHNICIAN	52,811.20	58,822.40	6,011.20	63,773.05	22,500.19	400.00	86,673.24
0000318891	*SERVICEPERSON IV	42,702.40	46,446.40	3,744.00	48,888.33	12,582.95	0.00	61,471.28
0000353612	*BUS OPERATOR (DATE LAST EMPLOYED 01-Jul-2024)	41,600.00	41,600.00	0.00	19,560.17	894.00	0.00	20,454.17
0000343190	RAIL SERVICES CONTROLLER	74,422.40	77,043.20	2,620.80	75,315.71	9,568.13	3,005.52	87,889.36
0000339171	*JOURNEYMAN ET-BUS MAINTENANCE	57,324.80	62,004.80	4,680.00	55,098.84	27,146.30	6,170.76	88,415.90

METROPOLITAN ATLANTA RAPID TRANSIT AUTHORITY (MARTA)
MARTOC REPORT

EE NUMBER	TITLE	FY 23	FY 24	DIFFERENCE +/-	REGULAR EARNINGS	OVERTIME EARNINGS	OTHER EARNINGS	TOTAL EARNINGS
		BASE SALARY	BASE SALARY					
0000331993	SUPV RAIL LINE	62,587.20	66,747.20	4,160.00	68,216.77	25,074.81	0.00	93,291.58
0000348595	RAIL SERVICES CONTROLLER	79,144.00	81,931.20	2,787.20	79,296.99	3,606.59	0.00	82,903.58
0000337230	TRANSIT POLICE OFFICER	52,187.20	53,040.00	852.80	49,755.85	3,121.34	802.88	53,680.07
0000323717	*RAIL STATION CLEANER	35,672.00	39,416.00	3,744.00	40,358.48	12,133.92	0.00	52,492.40
0000337685	*REPROGRAPHICS SPEC III	49,400.00	49,400.00	0.00	41,110.56	7.92	0.00	41,118.48
0000348663	*BUS OPERATOR	36,899.20	45,406.40	8,507.20	50,443.79	30,986.41	0.00	81,430.20
0000350052	*BUS OPERATOR	36,899.20	45,406.40	8,507.20	47,259.73	12,809.71	0.00	60,069.44
0000304883	*BUS OPERATOR	52,707.20	57,928.00	5,220.80	60,121.68	18,286.53	3,247.53	81,655.74
0000307079	SUPV BUS TRANSPORTATION	66,268.80	70,657.60	4,388.80	68,165.52	73,891.89	9,074.40	151,131.81
0000303520	MAINTENANCE PLANNER BUS	70,803.20	73,299.20	2,496.00	72,895.27	34,471.84	3,403.92	110,771.03
0000354303	*JOURNEYMAN TRACK MECHANIC	54,412.80	54,412.80	0.00	17,449.68	6,072.39	0.00	23,522.07
0000333961	*JOURNEYMAN BODY REPAIR	57,324.80	62,004.80	4,680.00	63,690.44	13,596.75	400.00	77,687.19
0000305265	*REVENUE AGENT	52,395.20	56,659.20	4,264.00	35,252.68	0.00	871.68	36,124.36
0000339749	*BUS OPERATOR	52,187.20	56,888.00	4,700.80	56,590.71	15,405.02	2,817.73	74,813.46
0000349447	*BUS OPERATOR	36,899.20	45,406.40	8,507.20	39,514.84	5,585.64	909.72	46,010.20
0000323905	SR LABOR RELATIONS SPECIALIST	100,024.34	103,525.24	3,500.90	99,966.89	0.00	0.00	99,966.89
0000342312	*SERVICEPERSON I	39,956.80	43,700.80	3,744.00	45,194.80	0.00	0.00	45,194.80
0000304115	APARC SYS AMBASSADOR	46,702.50	48,340.50	1,638.00	46,557.45	4,786.01	7,544.75	58,888.21
0000321940	TRANSIT POLICE OFFICER	72,883.20	75,441.60	2,558.40	-20,503.82	138,917.01	108,858.12	227,271.31
0000336471	*BUS OPERATOR (DATE LAST EMPLOYED 24-Jun-2024)	44,532.80	53,081.60	8,548.80	20,522.16	7,243.33	0.00	27,765.49
0000334711	*BUS OPERATOR	52,187.20	56,888.00	4,700.80	63,284.96	5,621.81	0.00	68,906.77
0000318191	SUPV COMMUNICATIONS	71,531.20	74,048.00	2,516.80	81,592.71	36,595.42	3,439.00	121,627.13
0000302722	*MATERIAL CONTROLLER	53,705.60	57,969.60	4,264.00	60,506.80	1,063.90	0.00	61,570.70
0000343296	*RAIL OPERATOR	48,380.80	56,888.00	8,507.20	53,567.53	16,066.65	1,886.00	71,520.18
0000342235	*PT BUS OPERATOR (DATE LAST EMPLOYED 04-Jun-2024)	0.00	0.00	0.00	24,600.65	0.00	113.40	24,714.05
0000306546	MGR QUALITY ASSURANCE	119,630.16	123,817.46	4,187.30	119,509.46	0.00	16,257.47	135,766.93
0000344646	RAIL SERVICES CONTROLLER	80,579.20	83,408.00	2,828.80	80,562.34	4,725.32	619.84	85,907.50
0000341567	*BUS OPERATOR	52,187.20	56,888.00	4,700.80	50,367.06	5,540.39	2,520.31	58,427.76
0000305863	CONTRACT PROFESSIONAL	0.00	0.00	0.00	97,633.06	103.64	0.00	97,736.70
0000353759	SR COST ANALYST (DATE LAST EMPLOYED 25-Apr-2024)	104,116.48	104,116.48	0.00	52,114.38	0.00	3,237.76	55,352.14
0000322546	*BUS OPERATOR	52,187.20	56,888.00	4,700.80	58,989.61	20,427.30	2,377.88	81,794.79
0000337669	*BUS OPERATOR	52,187.20	56,888.00	4,700.80	57,641.08	8,323.72	3,766.67	69,731.47
0000334958	*JOURNEYMAN PAINTER	57,324.80	62,004.80	4,680.00	62,938.30	1,765.45	400.00	65,103.75
0000328472	*JOURNEYMAN BUS TECHNICIAN	56,451.20	61,131.20	4,680.00	59,055.37	1,354.20	3,601.68	64,011.25

METROPOLITAN ATLANTA RAPID TRANSIT AUTHORITY (MARTA)
MARTOC REPORT

EE NUMBER	TITLE	FY 23	FY 24	DIFFERENCE +/-	REGULAR EARNINGS	OVERTIME EARNINGS	OTHER EARNINGS	TOTAL EARNINGS
		BASE SALARY	BASE SALARY					
0000335382	*SERVICEPERSON IV	42,702.40	46,446.40	3,744.00	52,028.45	10,466.95	0.00	62,495.40
0000348561	*BUS OPERATOR	36,899.20	45,406.40	8,507.20	38,403.88	7,267.67	0.00	45,671.55
0000304089	MAINTENANCE PLANNER BUS (DATE LAST EMPLOYED 01-Jan-2024)	71,531.20	71,531.20	0.00	39,059.20	2,967.80	30,836.49	72,863.49
0000345070	*JOURNEYMAN OVERHAULER	57,324.80	62,004.80	4,680.00	67,246.00	17,150.77	400.00	84,796.77
0000352418	*JOURNEYMAN BUS TECHNICIAN	54,412.80	54,412.80	0.00	53,857.92	15,208.14	0.00	69,066.06
0000351524	*STATION AGENT (DATE LAST EMPLOYED 21-Nov-2023)	39,104.00	42,848.00	3,744.00	19,005.10	3,901.95	0.00	22,907.05
0000305545	*BUS OPERATOR	52,707.20	57,928.00	5,220.80	76,542.74	72,904.72	0.00	149,447.46
0000344452	*JOURNEYMAN BUS TECHNICIAN	54,600.00	61,131.20	6,531.20	69,574.63	68,945.72	400.00	138,920.35
0000338783	SAFETY OPERATIONAL OFFICER	83,050.50	85,975.50	2,925.00	87,497.27	7,460.46	6,388.50	101,346.23
0000354132	*BUS OPERATOR	41,600.00	41,600.00	0.00	22,044.15	3,511.50	0.00	25,555.65
0000342763	TRANSIT POLICE OFFICER (DATE LAST EMPLOYED 28-Jun-2024)	59,924.80	62,337.60	2,412.80	36,520.81	30,171.78	21,966.87	88,659.46
0000314812	*BUS OPERATOR	52,707.20	57,928.00	5,220.80	49,775.72	22,612.79	0.00	72,388.51
0000333771	SUPV BUS TRANSPORTATION	66,268.80	70,657.60	4,388.80	67,159.47	24,909.37	6,312.75	98,381.59
0000303141	MGR SVC PLANNING & SCHEDULING (DATE LAST EMPLOYED 01-Feb-2024)	113,609.60	113,609.60	0.00	67,221.63	0.00	23,676.25	90,897.88
0000353887	*BUS OPERATOR	41,600.00	41,600.00	0.00	24,815.34	6,366.60	0.00	31,181.94
0000338820	*BUS OPERATOR	52,187.20	56,888.00	4,700.80	49,826.50	7,918.31	3,974.04	61,718.85
0000302594	BUDGET ANALYST III	100,047.48	103,549.16	3,501.68	106,074.96	0.00	7,453.80	113,528.76
0000342685	IT BUSINESS ANALYST III (DATE LAST EMPLOYED 06-Oct-2023)	92,382.68	92,382.68	0.00	28,321.99	0.00	2,769.59	31,091.58
0000305999	CONTRACT EMP PT POLICE OFFICER	0.00	0.00	0.00	45,551.33	95.03	0.00	45,646.36
0000333517	*MATERIAL CONTROLLER	49,940.80	54,745.60	4,804.80	56,690.01	8,959.95	0.00	65,649.96
0000303596	PARKING SERVICES CASHIER PT (DATE LAST EMPLOYED 01-May-2024)	0.00	0.00	0.00	37,004.00	2,259.68	54.43	39,318.11
0000353786	*BUS OPERATOR (DATE LAST EMPLOYED 25-Jun-2024)	41,600.00	41,600.00	0.00	28,286.07	5,446.20	0.00	33,732.27
0000304140	*JOURNEYMAN ELEC POWER ELECT	57,844.80	63,044.80	5,200.00	66,556.10	6,623.30	400.00	73,579.40
0000350597	*BUS OPERATOR (DATE LAST EMPLOYED 01-Feb-2024)	36,899.20	41,600.00	4,700.80	26,655.55	5,369.93	0.00	32,025.48
0000323623	*BUS OPERATOR	52,187.20	56,888.00	4,700.80	45,840.83	17,821.60	218.80	63,881.23
0000351531	*BUS OPERATOR (DATE LAST EMPLOYED 27-Mar-2024)	36,899.20	41,600.00	4,700.80	33,528.15	3,631.51	0.00	37,159.66
0000342910	*JOURNEYMAN TRACK MAINTAINER	55,536.00	62,004.80	6,468.80	65,850.42	10,616.54	0.00	76,466.96
0000306123	*SERVICEPERSON I	40,476.80	44,740.80	4,264.00	49,766.45	11,589.87	0.00	61,356.32
0000342741	*BUS OPERATOR (DATE LAST EMPLOYED 09-Apr-2024)	52,187.20	56,888.00	4,700.80	55,525.49	20,735.52	0.00	76,261.01
0000327734	SAFETY OPERATIONAL OFFICER	92,430.00	104,559.00	12,129.00	100,083.24	2,364.60	2,290.28	104,738.12
0000344409	PROGRAM MANAGER-ART IN TRANSIT	110,311.24	114,172.24	3,861.00	110,205.86	0.00	3,394.20	113,600.06
0000331466	SUPV BUS TRANSPORTATION	64,334.40	68,598.40	4,264.00	67,207.48	16,062.76	3,731.40	87,001.64
0000335143	TRANSIT POLICE OFFICER	72,883.20	75,441.60	2,558.40	75,677.73	14,381.10	0.00	90,058.83
0000319204	RESIDENT ENGINEER	116,525.24	120,603.86	4,078.62	116,450.90	0.00	0.00	116,450.90

METROPOLITAN ATLANTA RAPID TRANSIT AUTHORITY (MARTA)
MARTOC REPORT

EE NUMBER	TITLE	FY 23	FY 24	DIFFERENCE	REGULAR	OVERTIME	OTHER	TOTAL
		BASE SALARY	BASE SALARY	+/-	EARNINGS	EARNINGS	EARNINGS	EARNINGS
0000349790	*BUS OPERATOR	36,899.20	45,406.40	8,507.20	37,686.63	2,114.82	1,300.36	41,101.81
0000333474	ELEV ESCALATOR SAFE INSPEC II	78,916.50	81,685.50	2,769.00	79,163.27	950.47	0.00	80,113.74
0000346463	SR IT COMPLIANCE ANALYST (DATE LAST EMPLOYED 12-Apr-2024)	103,714.00	103,714.00	0.00	85,538.19	0.00	0.00	85,538.19
0000346749	TRANSIT POLICE OFFICER	55,369.60	59,633.60	4,264.00	62,404.81	30,987.44	8,305.76	101,698.01
0000342761	HR OUTREACH COORDINATOR	73,158.28	77,625.34	4,467.06	69,789.74	0.00	3,770.50	73,560.24
0000347989	*BUS OPERATOR	36,899.20	45,406.40	8,507.20	48,258.75	15,656.59	596.96	64,512.30
0000337873	*BUS OPERATOR	52,187.20	56,888.00	4,700.80	51,785.59	956.65	3,191.60	55,933.84
0000304996	*JOURNEYMAN RAIL CAR MECHANIC	57,844.80	63,044.80	5,200.00	65,087.73	1,148.82	400.00	66,636.55
0000306099	*JOURNEYMAN RAIL CAR MECHANIC	57,844.80	63,044.80	5,200.00	74,685.99	73,650.05	400.00	148,736.04
0000332735	TRANSIT POLICE SERGEANT	77,230.40	83,137.60	5,907.20	86,457.65	32,058.71	6,511.83	125,028.19
0000339799	*JOURNEYMAN BUS TECHNICIAN	56,451.20	61,131.20	4,680.00	65,027.40	20,756.21	400.00	86,183.61
0000346834	DEPARTMENT ADMINISTRATOR	72,141.68	72,141.68	0.00	40,234.36	0.00	4,949.68	45,184.04
0000353616	*SERVICEPERSON I	42,016.00	42,016.00	0.00	27,982.98	136.88	0.00	28,119.86
0000351516	TRANSIT POLICE OFFICER SPECIAL	55,369.60	62,025.60	6,656.00	48,603.42	22,740.57	13,629.44	84,973.43
0000320999	AUDITOR III	89,343.54	101,405.20	12,061.66	89,268.83	0.00	0.00	89,268.83
0000337180	SUPT STATION ZONE SERVICES	83,358.60	87,922.38	4,563.78	84,727.77	0.00	3,485.10	88,212.87
0000303583	CONTRACT PROFESSIONAL	0.00	0.00	0.00	42,285.76	0.00	0.00	42,285.76
0000323983	CONTRACT EMP PT POLICE OFFICER	0.00	0.00	0.00	20,806.88	2,239.06	0.00	23,045.94
0000305677	FIELD INSPECTOR II	64,974.00	67,255.50	2,281.50	65,874.27	2,211.86	0.00	68,086.13
0000344319	SUPV CAR REPAIR INSPECTION	66,414.40	70,824.00	4,409.60	66,396.00	379.44	0.00	66,775.44
0000305270	DISPATCHER RADIO COMMUNICATION	65,832.00	70,200.00	4,368.00	63,932.73	4,451.05	3,459.18	71,842.96
0000346488	MGR STRATEGIC PERFORMANCE (DATE LAST EMPLOYED 05-Apr-2024)	121,294.68	121,294.68	0.00	97,802.00	0.00	9,178.59	106,980.59
0000322365	*BUS OPERATOR (DATE LAST EMPLOYED 24-Nov-2023)	52,187.20	56,888.00	4,700.80	29,225.47	7,451.97	875.20	37,552.64
0000303172	CONTRACT EMP PT POLICE OFFICER	0.00	0.00	0.00	44,855.32	19,199.31	18,018.45	82,073.08
0000341492	TRANSIT POLICE OFFICER	57,616.00	62,025.60	4,409.60	36,390.83	42,189.21	29,470.30	108,050.34
0000305283	*JOURNEYMAN RAIL CAR MECHANIC	57,844.80	63,044.80	5,200.00	61,737.69	1,363.95	4,741.03	67,842.67
0000352270	*BUS OPERATOR	41,600.00	41,600.00	0.00	42,573.15	9,269.70	0.00	51,842.85
0000324754	IT QUALITY ASSURANCE ENGINEER	111,946.64	115,864.84	3,918.20	96,376.40	0.00	15,500.52	111,876.92
0000343441	PROJECT MANAGER II (DATE LAST EMPLOYED 07-Jun-2024)	121,000.10	121,000.10	0.00	62,827.20	0.00	0.00	62,827.20
0000350970	SR INFORMATION SYSTEMS ANALYST	101,341.50	104,888.68	3,547.18	101,282.71	0.00	0.00	101,282.71
0000302872	*JOURNEYMAN RAIL CAR MECHANIC (DATE LAST EMPLOYED 01-Sep-2023)	57,844.80	63,044.80	5,200.00	21,692.31	1,710.32	0.00	23,402.63
0000352273	LOST & FOUND COORDINATOR	33,111.00	33,111.00	0.00	30,072.10	49.20	123.00	30,244.30
0000319809	*JOURNEYMAN ET-RAIL CAR MAINT	57,324.80	62,004.80	4,680.00	60,712.06	17,214.07	8,517.28	86,443.41
0000347818	*RAIL STATION CLEANER	32,032.00	39,416.00	7,384.00	38,882.24	3,761.87	758.00	43,402.11

**METROPOLITAN ATLANTA RAPID TRANSIT AUTHORITY (MARTA)
MARTOC REPORT**

EE NUMBER	TITLE	FY 23 BASE SALARY	FY 24 BASE SALARY	DIFFERENCE +/-	REGULAR EARNINGS	OVERTIME EARNINGS	OTHER EARNINGS	TOTAL EARNINGS
0000343268	*BUS OPERATOR	48,380.80	56,888.00	8,507.20	57,544.17	10,291.51	2,832.70	70,668.38
0000303208	MOBILITY MAINT PROGRAM MGR	97,141.20	100,541.22	3,400.02	97,055.01	0.00	3,985.28	101,040.29
0000350028	TRANSIT POLICE OFFICER SPECIAL	53,268.80	59,633.60	6,364.80	54,530.79	26,009.72	10,191.79	90,732.30
0000315251	*BUS OPERATOR	52,187.20	56,888.00	4,700.80	57,062.21	9,328.84	3,829.92	70,220.97
0000317857	SR ENTERPRISE NETWORK ENGINEER	91,625.82	94,832.92	3,207.10	90,362.68	289.38	0.00	90,652.06
0000344538	*RAIL STATION CLEANER	35,672.00	39,416.00	3,744.00	18,618.19	0.00	2,368.00	20,986.19
0000335646	*JOURNEYMAN ET-BUS MAINTENANCE	57,324.80	62,004.80	4,680.00	66,307.44	37,252.23	400.00	103,959.67
0000302610	IT ASSET ANALYST (DATE LAST EMPLOYED 01-Jul-2024)	95,427.80	95,427.80	0.00	95,378.68	0.00	5,202.53	100,581.21
0000342477	TRANSIT POLICE OFFICER	62,025.60	62,025.60	0.00	18,947.61	4,948.13	0.00	23,895.74
0000335581	SR GRC SECURITY ANALYST	103,000.30	106,605.46	3,605.16	102,501.37	0.00	7,923.12	110,424.49
0000324056	SUPV STATION CARE	63,190.40	67,392.00	4,201.60	61,456.60	3,019.25	7,898.80	72,374.65
0000324895	OPTICAL NETWORK ENGINEER	108,795.44	112,603.40	3,807.96	108,688.46	0.00	0.00	108,688.46
0000345736	*BUS OPERATOR	44,532.80	53,081.60	8,548.80	54,082.11	20,626.99	612.48	75,321.58
0000323711	*BUS OPERATOR	52,187.20	56,888.00	4,700.80	60,791.54	11,665.98	1,039.76	73,497.28
0000351492	*RAIL STATION CLEANER (DATE LAST EMPLOYED 17-Apr-2024)	30,180.80	35,776.00	5,595.20	32,849.69	12,817.74	0.00	45,667.43
0000323169	*BUS OPERATOR	52,187.20	56,888.00	4,700.80	51,878.37	5,882.92	5,968.33	63,729.62
0000323709	SUPV BUS TRANSPORTATION	68,182.40	72,716.80	4,534.40	63,497.92	17,789.13	3,787.12	85,074.17
0000350578	SR TRAIN CTRL CYBER SEC ANLYST	118,965.08	123,128.98	4,163.90	118,889.08	0.00	0.00	118,889.08
0000322066	CUSTOMER CARE SPEC	54,639.00	56,569.50	1,930.50	54,791.30	710.82	0.00	55,502.12
0000315987	*BUS OPERATOR	52,707.20	57,928.00	5,220.80	61,053.64	16,704.06	3,404.16	81,161.86
0000338613	MAINTENANCE PLANNER-RAIL (DATE LAST EMPLOYED 09-Apr-2024)	68,057.60	68,057.60	0.00	49,727.10	1,873.84	3,595.52	55,196.46
0000328360	TRANSIT POLICE LIEUTENANT	83,532.80	90,417.60	6,884.80	84,120.00	9,956.16	6,827.20	100,903.36
0000351505	*BUS OPERATOR (DATE LAST EMPLOYED 10-Jun-2024)	36,899.20	41,600.00	4,700.80	29,238.34	2,813.90	0.00	32,052.24
0000351782	*BUS OPERATOR	36,899.20	41,600.00	4,700.80	44,644.35	6,094.24	0.00	50,738.59
0000333451	ENGINEERING SVCS COORDINATOR	104,978.12	108,652.44	3,674.32	104,878.58	0.00	4,037.62	108,916.20
0000331881	CONTRACT PROFESSIONAL	0.00	0.00	0.00	171,815.30	0.00	0.00	171,815.30
0000304648	DEPUTY CHIEF OF POLICE	152,414.60	157,749.28	5,334.68	152,580.35	0.00	25,715.09	178,295.44
0000354311	TRANSIT POLICE OFFICER	57,324.80	57,324.80	0.00	25,226.05	119.79	0.00	25,345.84
0000343544	MGR LEARNING & DEVELOPMENT (DATE LAST EMPLOYED 17-Feb-2024)	103,277.46	103,277.46	0.00	69,032.45	0.00	5,529.94	74,562.39
0000351504	*BUS OPERATOR (DATE LAST EMPLOYED 15-Mar-2024)	36,899.20	41,600.00	4,700.80	34,512.60	8,328.52	0.00	42,841.12
0000337574	SAFETY OPERATIONAL OFFICER	64,334.40	83,518.50	19,184.10	74,186.39	15,489.75	0.00	89,676.14
0000329605	SUPT BUS COMMUNICATIONS CENTER	77,897.30	80,623.92	2,726.62	76,969.71	0.00	7,246.47	84,216.18
0000302639	CONTRACT EMP PT POLICE OFFICER	0.00	0.00	0.00	57,879.59	17,894.50	4,607.90	80,381.99
0000306014	TRANSIT POLICE OFFICER SPECIAL	73,091.20	78,478.40	5,387.20	78,539.84	13,465.75	9,768.60	101,774.19

MARTOC REPORT

EE NUMBER	TITLE	FY 23	FY 24	DIFFERENCE	REGULAR	OVERTIME	OTHER	TOTAL
		BASE SALARY	BASE SALARY	+/-	EARNINGS	EARNINGS	EARNINGS	EARNINGS
0000351980	FINANCIAL ANALYST II	82,051.06	84,923.02	2,871.96	82,107.37	0.00	0.00	82,107.37
0000354260	ACCOUNTANT III	83,639.40	83,639.40	0.00	40,069.09	0.00	0.00	40,069.09
0000303207	MOBILITY OPERATIONS PROGRAM MGR	100,652.24	104,175.24	3,523.00	100,561.25	0.00	9,291.00	109,852.25
0000331293	*BUS OPERATOR	52,187.20	56,888.00	4,700.80	54,705.26	3,617.23	2,169.92	60,492.41
0000341823	*BUS OPERATOR	52,187.20	56,888.00	4,700.80	47,959.30	2,618.39	4,267.74	54,845.43
0000305220	INSTRUCTOR RAIL OPERATIONS	78,624.00	81,390.40	2,766.40	79,908.18	19,553.98	7,560.00	107,022.16
0000333473	*SERVICEPERSON II	39,956.80	43,700.80	3,744.00	43,910.97	1,662.46	0.00	45,573.43
0000350208	APARC SYS ADMINISTRATOR	71,898.32	74,414.86	2,516.54	55,003.99	0.00	0.00	55,003.99
0000335963	DIR FACILITIES PRGM MGMT	151,424.52	156,724.62	5,300.10	151,254.07	0.00	9,706.71	160,960.78
0000305223	*BUS OPERATOR	52,707.20	57,928.00	5,220.80	61,884.95	13,140.19	1,316.72	76,341.86
0000352422	*RAIL STATION CLEANER	35,776.00	35,776.00	0.00	33,208.36	1,382.28	0.00	34,590.64
0000352426	*BUS OPERATOR	41,600.00	41,600.00	0.00	41,391.02	5,645.15	0.00	47,036.17
0000328570	DISPATCHER-RAIL TRANSPORTATION	66,414.40	70,824.00	4,409.60	68,115.73	25,060.26	5,587.75	98,763.74
0000336902	ACCOUNTANT II	65,401.44	67,690.74	2,289.30	65,385.53	0.00	1,676.96	67,062.49
0000320046	*JOURNEYMAN SUPPORT EQUIPMENT	57,324.80	62,004.80	4,680.00	59,923.99	2,158.56	2,784.80	64,867.35
0000304054	*REVENUE AGENT	52,395.20	56,659.20	4,264.00	56,528.22	1,612.68	0.00	58,140.90
0000346355	*JOURNEYMAN ET-RADIO MAINT	55,536.00	62,004.80	6,468.80	50,431.58	748.75	4,333.81	55,514.14
0000350577	PROTECTIVE SPEC POLICE CADET	42,848.00	44,366.40	1,518.40	40,222.87	25,737.84	8,644.80	74,605.51
0000327897	OFFICE ADMINISTRATOR II	63,282.18	65,497.12	2,214.94	62,758.46	0.00	1,655.09	64,413.55
0000342265	SUPV STATION CARE (DATE LAST EMPLOYED 20-Mar-2024)	65,104.00	65,104.00	0.00	49,495.86	15,740.37	0.00	65,236.23
0000354128	*SERVICEPERSON I	39,956.80	39,956.80	0.00	21,656.44	684.36	0.00	22,340.80
0000302879	*BUS OPERATOR	52,707.20	57,928.00	5,220.80	65,741.97	25,480.39	0.00	91,222.36
0000345961	*BUS OPERATOR	44,532.80	53,081.60	8,548.80	52,689.89	11,833.92	685.13	65,208.94
0000320557	SR CONTRACT SPECIALIST	94,157.18	97,452.94	3,295.76	94,075.45	0.00	9,236.12	103,311.57
0000338334	*JOURNEYMAN AA BUS TECHNICIAN	57,324.80	62,004.80	4,680.00	55,368.44	17,926.16	0.00	73,294.60
0000319700	AGM LABOR RELATIONS	199,620.20	206,606.92	6,986.72	205,951.99	0.00	0.00	205,951.99
0000338149	*BUS OPERATOR	52,187.20	56,888.00	4,700.80	52,034.92	7,255.42	4,522.48	63,812.82
0000334605	*RAIL OPERATOR	52,187.20	56,888.00	4,700.80	37,841.87	3,951.66	3,756.22	45,549.75
0000346908	*SERVICEPERSON I	39,956.80	43,700.80	3,744.00	47,056.61	7,144.78	0.00	54,201.39
0000302090	SUPV CAR REPAIR INSPECTION	66,414.40	70,824.00	4,409.60	64,306.91	7,120.08	2,728.00	74,154.99
0000346630	ENTERPRISE SYSTEMS ENGINEER	98,036.90	101,468.38	3,431.48	97,950.28	0.00	5,027.54	102,977.82
0000335931	*BUS OPERATOR	52,187.20	56,888.00	4,700.80	56,035.34	3,500.19	4,048.72	63,584.25
0000317514	MGR CIP BUDGET ANLST & RPTG	125,405.80	129,795.12	4,389.32	120,452.03	0.00	17,685.47	138,137.50
0000302198	DIR CUSTOMER SERVICES	136,591.52	141,372.40	4,780.88	136,494.69	0.00	2,801.88	139,296.57
0000353901	MGR BUILDING MAINTENANCE	96,838.04	96,838.04	0.00	57,633.44	0.00	0.00	57,633.44

METROPOLITAN ATLANTA RAPID TRANSIT AUTHORITY (MARTA)
MARTOC REPORT

EE NUMBER	TITLE	FY 23 BASE SALARY	FY 24 BASE SALARY	DIFFERENCE +/-	REGULAR EARNINGS	OVERTIME EARNINGS	OTHER EARNINGS	TOTAL EARNINGS
0000348172	PROTECTIVE SPEC POLICE CADET	43,264.00	44,782.40	1,518.40	34,266.55	10,757.40	9,266.07	54,290.02
0000335110	SUPT BUS TRANSPORTATION	64,334.40	78,275.60	13,941.20	69,042.81	9,362.67	10,756.68	89,162.16
0000339942	SUPV BUS TRANSPORTATION	64,937.60	69,243.20	4,305.60	63,140.60	1,976.20	2,486.68	67,603.48
0000341957	*JOURNEYMAN RAIL CAR MECHANIC	57,324.80	62,004.80	4,680.00	40,866.18	603.67	400.00	41,869.85
0000333983	IT QUALITY ASSURANCE ENGINEER	108,229.94	112,018.14	3,788.20	108,162.35	0.00	7,164.27	115,326.62
0000336343	*BUS OPERATOR	52,187.20	56,888.00	4,700.80	53,917.40	9,106.31	3,778.94	66,802.65
0000322551	*BUS OPERATOR	52,187.20	56,888.00	4,700.80	60,497.38	19,607.46	0.00	80,104.84
0000331450	*JOURNEYMAN TRACK MAINTAINER	57,324.80	62,004.80	4,680.00	64,578.52	5,416.20	0.00	69,994.72
0000305818	*JOURNEYMAN ET-RAIL CAR MAINT	57,844.80	63,044.80	5,200.00	61,247.65	4,853.66	3,432.24	69,533.55
0000346717	*JOURNEYMAN ET-TRAIN CONTROL	55,536.00	60,216.00	4,680.00	58,692.05	22,824.79	400.00	81,916.84
0000303526	TRANSIT POLICE LIEUTENANT (DATE LAST EMPLOYED 01-Oct-2023)	101,712.00	101,712.00	0.00	22,164.18	5,006.28	14,910.32	42,080.78
0000351785	SUPV APARC SYSTEM	48,009.00	66,649.18	18,640.18	50,819.88	3,083.69	0.00	53,903.57
0000345650	*JOURNEYMAN ET-HVAC	55,536.00	62,004.80	6,468.80	62,911.81	1,387.65	400.00	64,699.46
0000354245	*BUS OPERATOR	41,600.00	41,600.00	0.00	19,026.31	5,310.30	0.00	24,336.61
0000334476	*BUS OPERATOR	52,187.20	56,888.00	4,700.80	54,364.44	11,353.20	2,845.71	68,563.35
0000343942	DIVISION DISPATCHER	58,843.20	62,732.80	3,889.60	60,106.37	13,935.15	0.00	74,041.52
0000338538	*BUS OPERATOR	52,187.20	56,888.00	4,700.80	63,550.45	44,130.05	0.00	107,680.50
0000344309	*SERVICEPERSON IV (DATE LAST EMPLOYED 02-Apr-2024)	42,702.40	46,446.40	3,744.00	35,926.94	3,093.11	178.64	39,198.69
0000341387	*BUS OPERATOR	52,187.20	56,888.00	4,700.80	40,515.41	5,839.54	0.00	46,354.95
0000326789	MGR ITS APPLICATIONS	128,977.94	146,390.14	17,412.20	131,818.61	0.00	0.00	131,818.61
0000338674	TRANSIT POLICE SERGEANT	71,406.40	76,939.20	5,532.80	71,108.49	19,574.91	3,364.72	94,048.12
0000352757	SUPPORT ANALYST II	63,943.10	63,943.10	0.00	52,332.05	0.00	0.00	52,332.05
0000334245	*JOURNEYMAN BUS TECHNICIAN	64,937.60	54,412.80	-10,524.80	62,481.05	9,478.67	2,060.52	74,020.24
0000337719	*SECRETARY (N9)	43,721.60	47,465.60	3,744.00	46,838.12	2,069.19	1,796.80	50,704.11
0000343132	RESIDENT ENGINEER	98,695.48	102,149.84	3,454.36	98,640.63	0.00	0.00	98,640.63
0000344316	*BUS OPERATOR	48,380.80	56,888.00	8,507.20	53,235.72	5,899.32	2,484.02	61,619.06
0000304366	*JOURNEYMAN BUS TECHNICIAN	56,971.20	62,171.20	5,200.00	67,695.78	19,982.33	400.00	88,078.11
0000351990	*BUS OPERATOR	36,899.20	41,600.00	4,700.80	46,422.18	9,416.01	0.00	55,838.19
0000330290	*JOURNEYMAN ET-TRAIN CONTROL	57,324.80	62,004.80	4,680.00	67,502.45	45,283.37	400.00	113,185.82
0000332928	*JOURNEYMAN SUPPORT EQUIPMENT	57,324.80	62,004.80	4,680.00	59,387.51	7,628.99	5,043.60	72,060.10
0000345301	TRANSIT POLICE OFFICER (DATE LAST EMPLOYED 15-Dec-2023)	55,369.60	57,616.00	2,246.40	26,652.33	4,279.44	3,869.55	34,801.32
0000319450	*JOURNEYMAN ET-RAIL CAR MAINT	57,324.80	62,004.80	4,680.00	68,335.89	19,931.73	400.00	88,667.62
0000306670	PARKING SERVICES CASHIER PT (DATE LAST EMPLOYED 01-May-2024)	0.00	0.00	0.00	32,639.55	768.68	658.21	34,066.44
0000354129	ACCOUNTANT II	65,718.90	65,718.90	0.00	34,190.52	0.00	712.47	34,902.99

METROPOLITAN ATLANTA RAPID TRANSIT AUTHORITY (MARTA)
MARTOC REPORT

EE NUMBER	TITLE	FY 23 BASE SALARY	FY 24 BASE SALARY	DIFFERENCE +/-	REGULAR EARNINGS	OVERTIME EARNINGS	OTHER EARNINGS	TOTAL EARNINGS
0000321432	GEN SUPT BUS TRANS OPERATIONS	98,666.10	102,119.42	3,453.32	105,194.12	0.00	14,380.97	119,575.09
0000302078	ELECTRICAL ENGINEER VI	114,401.30	118,405.56	4,004.26	114,329.82	0.00	0.00	114,329.82
0000331717	INSTRUCTOR CAR MAINT MECH	79,102.40	81,889.60	2,787.20	79,069.60	0.00	0.00	79,069.60
0000337440	*BUS OPERATOR	52,187.20	56,888.00	4,700.80	58,248.32	18,630.22	4,043.67	80,922.21
0000346548	*BUS OPERATOR	40,705.60	49,233.60	8,528.00	49,854.26	27,673.98	2,585.44	80,113.68
0000342311	*BUS OPERATOR	52,187.20	56,888.00	4,700.80	55,973.69	9,889.26	3,810.33	69,673.28
0000341480	*BUS OPERATOR	52,187.20	56,888.00	4,700.80	55,559.70	6,414.36	2,406.80	64,380.86
0000334479	SUPV RAIL LINE	66,414.40	70,824.00	4,409.60	67,836.36	13,768.44	0.00	81,604.80
0000338153	SUPV STATION CARE	64,480.00	68,744.00	4,264.00	66,807.45	9,010.46	977.44	76,795.35
0000330752	SAFETY OPERATIONAL OFFICER	83,869.50	86,814.00	2,944.50	83,422.33	980.93	3,440.80	87,844.06
0000352762	BENEFITS ANALYST III	80,730.00	80,730.00	0.00	65,506.40	0.00	0.00	65,506.40
0000319893	*JOURNEYMAN ET-TRAIN CONTROL	57,324.80	62,004.80	4,680.00	67,843.35	24,455.94	400.00	92,699.29
0000337722	DIR ARTS IN TRANSIT	133,352.18	138,019.70	4,667.52	133,211.01	0.00	0.00	133,211.01
0000353911	*BUS OPERATOR	41,600.00	41,600.00	0.00	24,602.38	2,861.70	0.00	27,464.08
0000317521	TRANSIT POLICE OFFICER SPECIAL	75,816.00	78,478.40	2,662.40	79,283.40	51,932.73	1,350.30	132,566.43
0000302689	SUPV BUS MAINTENANCE	57,844.80	68,099.20	10,254.40	69,056.11	42,313.64	225.00	111,594.75
0000353888	*BUS OPERATOR	41,600.00	41,600.00	0.00	25,346.04	7,063.50	0.00	32,409.54
0000306263	*JOURNEYMAN ELEC POWER ELECT	57,844.80	63,044.80	5,200.00	66,537.42	2,253.84	400.00	69,191.26
0000321577	PORTFOLIO MANAGER II	86,283.34	89,303.50	3,020.16	86,243.43	0.00	0.00	86,243.43
0000353618	*STATION AGENT	46,176.00	46,176.00	0.00	30,923.75	2,997.30	0.00	33,921.05
0000328287	SUPV STATION CARE	62,587.20	66,747.20	4,160.00	67,302.54	11,811.09	1,001.52	80,115.15
0000337158	*BUS OPERATOR	52,187.20	56,888.00	4,700.80	60,378.64	9,336.25	1,951.12	71,666.01
0000344254	*BUS OPERATOR	48,380.80	56,888.00	8,507.20	54,199.12	7,178.86	4,059.12	65,437.10
0000328356	DIVISION DISPATCHER	70,241.60	74,900.80	4,659.20	72,581.79	2,985.87	0.00	75,567.66
0000320494	BREEZE MEDIA DIST AGENT	50,388.00	52,162.50	1,774.50	50,592.20	376.20	3,488.40	54,456.80
0000302776	CONTRACT EMP PT POLICE OFFICER	0.00	0.00	0.00	57,677.61	2,832.32	0.00	60,509.93
0000306003	*BUS OPERATOR	52,707.20	57,928.00	5,220.80	49,284.33	204.95	6,908.72	56,398.00
0000341811	SUPV BUS TRANSPORTATION	52,187.20	66,601.60	14,414.40	64,299.27	32,089.89	0.00	96,389.16
0000333956	*JOURNEYMAN BODY REPAIR	57,324.80	62,004.80	4,680.00	66,590.39	37,494.56	400.00	104,484.95
0000333959	*JOURNEYMAN BODY REPAIR	57,324.80	62,004.80	4,680.00	65,127.90	29,288.29	400.00	94,816.19
0000341993	*JOURNEYMAN BODY REPAIR	57,324.80	62,004.80	4,680.00	65,668.58	47,091.20	400.00	113,159.78
0000333597	*JOURNEYMAN BODY REPAIR	57,324.80	62,004.80	4,680.00	66,954.20	39,075.39	400.00	106,429.59
0000349562	ENVIRO HEALTH SAFETY COORD III (DATE LAST EMPLOYED 02-Feb-2024)	98,880.08	98,880.08	0.00	58,736.60	0.00	0.00	58,736.60
0000318545	*JOURNEYMAN STRUCTURAL INSPECT	57,324.80	62,004.80	4,680.00	66,235.48	23,579.56	0.00	89,815.04

MARTOC REPORT

EE NUMBER	TITLE	FY 23	FY 24	DIFFERENCE	REGULAR	OVERTIME	OTHER	TOTAL
		BASE SALARY	BASE SALARY	+/-	EARNINGS	EARNINGS	EARNINGS	EARNINGS
0000327118	SUPV BUS TRANSPORTATION	71,011.20	75,732.80	4,721.60	72,461.47	25,046.01	11,114.24	108,621.72
0000339544	*RAIL OPERATOR	52,187.20	56,888.00	4,700.80	59,227.67	31,932.03	1,750.40	92,910.10
0000349849	AGM HUMAN RESOURCES	202,800.00	209,898.00	7,098.00	212,556.12	0.00	5,200.00	217,756.12
0000326870	DISPATCHER RADIO COMMUNICATION	63,960.00	63,960.00	0.00	30,559.20	4,168.40	0.00	34,727.60
0000351298	MOBILITY CUSTOMER CARE REP (DATE LAST EMPLOYED 07-May-2024)	40,423.50	40,423.50	0.00	33,918.57	1,445.99	1,308.91	36,673.47
0000314813	*RAIL OPERATOR	52,707.20	57,928.00	5,220.80	61,883.77	24,251.20	4,395.77	90,530.74
0000315389	*BUS OPERATOR	52,707.20	57,928.00	5,220.80	40,784.98	402.05	7,045.28	48,232.31
0000303661	CONTRACT PROFESSIONAL DISPATCH (DATE LAST EMPLOYED 09-Jul-2024)	0.00	0.00	0.00	52,901.10	0.00	0.00	52,901.10
0000302436	*JOURNEYMAN SUPPORT EQUIPMENT	57,844.80	63,044.80	5,200.00	69,797.97	31,494.96	6,219.52	107,512.45
0000330396	*BUS OPERATOR	52,187.20	56,888.00	4,700.80	46,284.32	1,551.49	3,847.54	51,683.35
0000344203	*BUS OPERATOR	48,380.80	56,888.00	8,507.20	55,235.45	13,602.21	1,800.74	70,638.40
0000341883	*BUS OPERATOR	52,187.20	56,888.00	4,700.80	54,200.82	24,613.83	4,084.88	82,899.53
0000334416	*MATERIAL CONTROLLER	48,921.60	54,745.60	5,824.00	52,083.95	9,496.27	3,449.12	65,029.34
0000342128	*MATERIAL CONTROLLER	53,185.60	56,929.60	3,744.00	61,160.10	13,471.59	0.00	74,631.69
0000332905	*BUS OPERATOR	52,187.20	56,888.00	4,700.80	65,685.79	40,209.86	119.18	106,014.83
0000342618	*BUS OPERATOR	52,187.20	56,888.00	4,700.80	50,958.60	4,762.37	3,884.16	59,605.13
0000305177	TRANSIT POLICE SERGEANT	83,532.80	86,465.60	2,932.80	81,540.24	19,485.44	16,706.56	117,732.24
0000334987	*JOURNEYMAN RAIL CAR MECHANIC	57,324.80	62,004.80	4,680.00	52,141.87	127.40	400.00	52,669.27
0000320099	*JOURNEYMAN SUPPORT EQUIPMENT	57,324.80	62,004.80	4,680.00	62,630.85	1,010.74	400.00	64,041.59
0000304968	*JOURNEYMAN RAIL CAR MECHANIC	57,844.80	63,044.80	5,200.00	70,675.85	636.99	400.00	71,712.84
0000318400	*SERVICEPERSON IV	42,702.40	46,446.40	3,744.00	36,322.13	3,134.00	0.00	39,456.13
0000342647	*BUS OPERATOR	48,380.80	56,888.00	8,507.20	57,889.81	8,206.18	0.00	66,095.99
0000333871	*BUS OPERATOR	52,187.20	56,888.00	4,700.80	52,267.47	4,419.51	5,320.04	62,007.02
0000317637	SR TALENT ACQUISITION PARTNER	78,496.34	81,243.76	2,747.42	73,928.02	0.00	7,855.84	81,783.86
0000321866	*RAIL STATION CLEANER	35,672.00	39,416.00	3,744.00	42,298.40	205.80	0.00	42,504.20
0000352971	DEPUTY CHF BUS OPERATIONS (DATE LAST EMPLOYED 13-May-2024)	210,000.18	210,000.18	0.00	138,171.58	0.00	11,307.71	149,479.29
0000329347	*JOURNEYMAN ET-RAIL CAR MAINT	57,324.80	62,004.80	4,680.00	65,973.97	5,289.25	400.00	71,663.22
0000332415	ENGINEERING CAD SPECIALIST III	81,821.48	84,685.38	2,863.90	81,847.86	0.00	0.00	81,847.86
0000354034	PUBLIC ENGAGEMENT MANAGER	102,885.38	102,885.38	0.00	54,855.56	0.00	2,293.99	57,149.55
0000320451	*RAIL STATION CLEANER	35,672.00	39,416.00	3,744.00	32,764.39	341.10	0.00	33,105.49
0000334840	*JOURNEYMAN SUPPORT EQUIPMENT (DATE LAST EMPLOYED 05-Apr-2024)	65,166.40	58,552.00	-6,614.40	46,345.60	1,192.30	3,232.72	50,770.62
0000353284	*RAIL STATION CLEANER	35,776.00	35,776.00	0.00	27,021.78	5,131.54	0.00	32,153.32
0000350593	*BUS OPERATOR	36,899.20	41,600.00	4,700.80	48,255.23	13,266.46	0.00	61,521.69
0000339291	*RAIL OPERATOR (DATE LAST EMPLOYED 02-Nov-2023)	52,187.20	56,888.00	4,700.80	21,515.36	566.43	802.88	22,884.67

**METROPOLITAN ATLANTA RAPID TRANSIT AUTHORITY (MARTA)
MARTOC REPORT**

EE NUMBER	TITLE	FY 23	FY 24	DIFFERENCE +/-	REGULAR EARNINGS	OVERTIME EARNINGS	OTHER EARNINGS	TOTAL EARNINGS
		BASE SALARY	BASE SALARY					
0000343886	*BUS OPERATOR	48,380.80	56,888.00	8,507.20	57,312.32	11,577.42	372.16	69,261.90
0000340593	*BUS OPERATOR (DATE LAST EMPLOYED 10-Apr-2024)	52,187.20	56,888.00	4,700.80	40,584.92	3,073.40	3,027.04	46,685.36
0000303737	*RAIL STATION CLEANER	36,192.00	40,456.00	4,264.00	39,381.48	4,730.50	690.65	44,802.63
0000333775	*BUS OPERATOR	52,187.20	56,888.00	4,700.80	44,642.33	4,897.76	2,133.76	51,673.85
0000327033	*JOURNEYMAN ET-RAIL CAR MAINT	57,324.80	62,004.80	4,680.00	69,026.20	35,705.78	400.00	105,131.98
0000352964	CUSTOMER SVC SOCIAL MEDIA SPEC	67,994.94	67,994.94	0.00	50,591.08	0.00	0.00	50,591.08
0000354136	*BUS OPERATOR	41,600.00	41,600.00	0.00	22,019.79	3,547.20	0.00	25,566.99
0000343408	*STATION AGENT	36,212.80	46,176.00	9,963.20	44,838.14	11,761.50	0.00	56,599.64
0000325572	LEGAL DEPARTMENT ADMINISTRATOR (DATE LAST EMPLOYED 01-Jul-2024)	83,473.00	88,473.06	5,000.06	79,548.46	0.00	13,925.35	93,473.81
0000315288	MGR REV SETTLEMT & CLEARINGHSE	102,742.12	106,338.18	3,596.06	102,685.27	0.00	0.00	102,685.27
0000350039	BREEZE MEDIA DIST AGENT	48,906.00	50,622.00	1,716.00	48,906.50	0.00	0.00	48,906.50
0000306125	HR PROJECT ADMINISTRATOR	100,094.80	103,598.30	3,503.50	101,791.07	0.00	10,441.72	112,232.79
0000302192	*BUS OPERATOR	52,707.20	57,928.00	5,220.80	39,590.08	165.85	0.00	39,755.93
0000351769	*BUS OPERATOR	36,899.20	41,600.00	4,700.80	43,873.71	8,873.37	0.00	52,747.08
0000306654	ACCOUNTING SPECIALIST III	63,960.00	66,202.50	2,242.50	63,920.84	0.00	1,230.00	65,150.84
0000320742	*BUS OPERATOR	52,187.20	56,888.00	4,700.80	59,602.60	11,600.51	0.00	71,203.11
0000347800	OCCUPATIONAL MED SER PRGM SPEC	55,662.88	57,611.32	1,948.44	55,659.98	0.00	2,140.90	57,800.88
0000333089	*BUS OPERATOR	52,187.20	56,888.00	4,700.80	62,770.70	19,013.39	0.00	81,784.09
0000352118	*BUS OPERATOR	36,899.20	41,600.00	4,700.80	43,067.96	4,181.78	0.00	47,249.74
0000324182	*RAIL STATION CLEANER	35,672.00	39,416.00	3,744.00	42,752.25	9,819.46	151.60	52,723.31
0000333241	AUDITOR III	88,484.50	91,581.62	3,097.12	88,102.14	0.00	340.33	88,442.47
0000348223	*BUS OPERATOR	36,899.20	45,406.40	8,507.20	37,115.33	12,326.31	1,397.12	50,838.76
0000350341	*BUS OPERATOR (DATE LAST EMPLOYED 01-Dec-2023)	36,899.20	41,600.00	4,700.80	21,600.45	5,010.79	0.00	26,611.24
0000332061	RAIL SERVICES CONTROLLER	73,715.20	76,315.20	2,600.00	73,826.34	3,274.38	6,627.28	83,728.00
0000350037	HR GENERALIST II - TALENT ACQ	72,646.86	75,189.66	2,542.80	72,594.48	0.00	0.00	72,594.48
0000345852	*JOURNEYMAN ET-RAIL CAR MAINT	55,536.00	62,004.80	6,468.80	61,005.49	4,575.73	400.00	65,981.22
0000303501	*JOURNEYMAN AA BUS TECHNICIAN	57,844.80	63,044.80	5,200.00	66,719.01	36,086.07	400.00	103,205.08
0000320983	*JOURNEYMAN RAIL CAR MECHANIC	57,324.80	62,004.80	4,680.00	61,327.71	0.00	400.00	61,727.71
0000353609	TRANSIT POLICE OFFICER	57,324.80	57,324.80	0.00	35,333.03	4,545.39	532.40	40,410.82
0000350302	*JOURNEYMAN BODY REPAIR	49,732.80	58,552.00	8,819.20	58,137.13	10,650.54	400.00	69,187.67
0000340736	SUPT LIGHT RAIL TRANSPORTATION	62,587.20	76,467.30	13,880.10	70,516.74	2,426.47	5,304.32	78,247.53
0000332060	*RAIL OPERATOR (DATE LAST EMPLOYED 31-May-2024)	52,187.20	56,888.00	4,700.80	57,668.16	6,866.88	2,742.47	67,277.51
0000330297	*JOURNEYMAN ET-TRAIN CONTROL	57,324.80	62,004.80	4,680.00	69,337.87	27,520.98	400.00	97,258.85
0000321030	*BUS OPERATOR	52,187.20	56,888.00	4,700.80	61,261.55	20,702.85	2,442.91	84,407.31

METROPOLITAN ATLANTA RAPID TRANSIT AUTHORITY (MARTA)
MARTOC REPORT

EE NUMBER	TITLE	FY 23	FY 24	DIFFERENCE	REGULAR	OVERTIME	OTHER	TOTAL
		BASE SALARY	BASE SALARY	+/-	EARNINGS	EARNINGS	EARNINGS	EARNINGS
0000306762	MGR CONFIGURATION MGMT	122,724.68	127,020.14	4,295.46	122,552.41	0.00	0.00	122,552.41
0000346114	SUPV COMMUNICATIONS IOC (DATE LAST EMPLOYED 07-Feb-2024)	70,283.20	70,283.20	0.00	41,550.15	11,156.51	13,628.53	66,335.19
0000319183	GEN SUPT RAIL LINE	97,861.92	101,287.16	3,425.24	97,058.71	0.00	14,403.28	111,461.99
0000306189	*SECRETARY (N9)	44,241.60	48,505.60	4,264.00	50,567.55	-486.56	0.00	50,080.99
0000353790	CJIT-POLICE DISPATCHER	53,643.20	53,643.20	0.00	34,653.30	3,713.76	0.00	38,367.06
0000337374	*BUS OPERATOR	52,187.20	56,888.00	4,700.80	59,673.61	18,470.24	2,406.80	80,550.65
0000344236	ACCOUNTING SPECIALIST III	62,497.50	64,701.00	2,203.50	62,483.09	0.00	2,884.50	65,367.59
0000326195	*JOURNEYMAN RAIL CAR MECHANIC	57,324.80	62,004.80	4,680.00	63,100.80	0.00	400.00	63,500.80
0000331607	*RAIL OPERATOR (DATE LAST EMPLOYED 08-May-2024)	52,187.20	56,888.00	4,700.80	51,513.08	12,477.52	1,678.08	65,668.68
0000332064	DIVISION DISPATCHER	68,182.40	72,716.80	4,534.40	68,398.69	3,553.68	0.00	71,952.37
0000346221	*BUS OPERATOR	44,532.80	53,081.60	8,548.80	52,988.05	20,924.49	757.44	74,669.98
0000306058	FOREMAN TRACK & STRCT	69,097.60	73,673.60	4,576.00	74,012.03	18,819.13	0.00	92,831.16
0000326970	OFFICE ADMINISTRATOR II	64,785.76	67,053.48	2,267.72	64,766.53	0.00	2,491.77	67,258.30
0000338754	*BUS OPERATOR	52,187.20	56,888.00	4,700.80	61,629.62	13,373.74	0.00	75,003.36
0000344091	*JOURNEYMAN RAIL CAR MECHANIC	57,324.80	62,004.80	4,680.00	66,262.15	15,835.90	400.00	82,498.05
0000346862	DEPARTMENT ADMINISTRATOR	80,340.26	90,877.54	10,537.28	87,408.51	0.00	0.00	87,408.51
0000350368	*BUS OPERATOR	36,899.20	45,406.40	8,507.20	47,992.28	11,090.60	0.00	59,082.88
0000337928	SUPV BUS TRANSPORTATION	56,576.00	66,601.60	10,025.60	54,177.12	4,156.35	4,168.88	62,502.35
0000353795	PROTECTIVE SPEC POLICE CADET	43,056.00	43,056.00	0.00	29,756.00	135.00	0.00	29,891.00
0000348417	*BUS OPERATOR	36,899.20	45,406.40	8,507.20	23,362.09	8,521.29	1,176.52	33,059.90
0000347330	OCCUPATIONAL MED SVCS SPEC	56,650.36	58,633.38	1,983.02	54,897.69	0.00	3,224.72	58,122.41
0000328544	*BUS OPERATOR	52,187.20	56,888.00	4,700.80	59,787.62	7,884.72	4,942.00	72,614.34
0000341700	*BUS OPERATOR (DATE LAST EMPLOYED 16-Feb-2024)	52,187.20	56,888.00	4,700.80	38,742.75	7,128.22	602.16	46,473.13
0000305787	TECH BDGT & COMPLIANCE ANALYST	105,547.78	109,242.12	3,694.34	105,487.13	0.00	0.00	105,487.13
0000328652	*STATION AGENT	46,675.20	50,419.20	3,744.00	49,520.48	27,071.73	1,702.08	78,294.29
0000337526	*BUS OPERATOR	52,187.20	56,888.00	4,700.80	61,239.82	4,134.15	0.00	65,373.97
0000330312	*BUS OPERATOR	52,187.20	56,888.00	4,700.80	62,113.12	23,536.87	0.00	85,649.99
0000352276	BUILDING MAINT SPEC I	48,262.50	48,262.50	0.00	45,234.02	3,425.18	0.00	48,659.20
0000343012	FIELD INSPECTOR II (DATE LAST EMPLOYED 05-Oct-2023)	65,406.38	67,509.00	2,102.62	20,190.08	692.40	4,805.26	25,687.74
0000333627	*JOURNEYMAN ET-COMPUTER MAINT	57,324.80	62,004.80	4,680.00	67,093.68	26,373.89	400.00	93,867.57
0000304435	ELECTRICAL MAINTENANCE ENG	93,558.14	96,832.84	3,274.70	93,510.90	0.00	3,358.51	96,869.41
0000348524	*BUS OPERATOR	36,899.20	45,406.40	8,507.20	45,337.31	5,108.48	1,815.06	52,260.85
0000348269	*BUS OPERATOR	36,899.20	45,406.40	8,507.20	46,640.32	13,587.78	523.92	60,752.02
0000304935	*JOURNEYMAN ELEC POWER ELECT	57,324.80	62,004.80	4,680.00	61,179.55	24,368.71	5,648.15	91,196.41

**METROPOLITAN ATLANTA RAPID TRANSIT AUTHORITY (MARTA)
MARTOC REPORT**

EE NUMBER	TITLE	FY 23	FY 24	DIFFERENCE +/-	REGULAR EARNINGS	OVERTIME EARNINGS	OTHER EARNINGS	TOTAL EARNINGS
		BASE SALARY	BASE SALARY					
0000325243	MOBILITY CUSTOMER CARE REP	45,747.00	47,365.50	1,618.50	49,767.36	4,708.23	3,941.60	58,417.19
0000337284	*STATION AGENT	46,675.20	50,419.20	3,744.00	56,538.52	16,054.79	0.00	72,593.31
0000331103	MAINTENANCE PLANNER FACILITIES	63,024.00	65,249.60	2,225.60	64,500.20	12,918.01	6,211.50	83,629.71
0000342729	SR DIR CUSTOMER TECH	175,000.02	181,125.10	6,125.08	175,056.34	0.00	0.00	175,056.34
0000302923	*BUS OPERATOR	52,707.20	57,928.00	5,220.80	58,416.37	6,159.60	3,667.12	68,243.09
0000326037	TRANSIT POLICE OFFICER	72,883.20	75,441.60	2,558.40	10,205.66	65,298.83	66,405.87	141,910.36
0000331402	*BUS OPERATOR (DATE LAST EMPLOYED 05-Feb-2024)	52,187.20	56,888.00	4,700.80	34,590.13	21,659.77	2,990.88	59,240.78
0000329221	SUPT STATION ZONE SERVICES	85,129.46	88,109.06	2,979.60	85,093.25	0.00	17,462.50	102,555.75
0000322457	*BUS OPERATOR	52,187.20	56,888.00	4,700.80	50,375.23	1,780.04	1,740.42	53,895.69
0000317765	SUPV CAR REPAIR INSPECTION	62,587.20	68,036.80	5,449.60	60,893.75	938.16	4,697.73	66,529.64
0000329342	SR MOBILITY CUST CARE REP	45,747.00	56,725.50	10,978.50	47,789.81	5,771.41	3,867.00	57,428.22
0000350241	*BUS OPERATOR	36,899.20	45,406.40	8,507.20	43,749.77	3,587.19	1,731.76	49,068.72
0000345364	*JOURNEYMAN AA BUS TECHNICIAN	57,324.80	62,004.80	4,680.00	68,322.64	19,796.57	400.00	88,519.21
0000314838	PARKING SERVICES CASHIER PT (DATE LAST EMPLOYED 01-May-2024)	0.00	0.00	0.00	37,277.87	1,424.78	1,582.88	40,285.53
0000316258	PARKING SERVICES CASHIER PT (DATE LAST EMPLOYED 01-May-2024)	0.00	0.00	0.00	32,286.14	1,683.15	309.23	34,278.52
0000332384	TRANSIT POLICE OFFICER	72,883.20	75,441.60	2,558.40	17,047.22	82,329.50	63,668.48	163,045.20
0000321477	RAIL SERVICES CONTROLLER	97,531.20	100,963.20	3,432.00	98,888.13	28,793.18	0.00	127,681.31
0000326874	*BUS OPERATOR	52,187.20	56,888.00	4,700.80	60,461.15	38,359.74	1,854.66	100,675.55
0000349588	SUPV RAIL LINE	62,587.20	66,747.20	4,160.00	64,067.19	37,504.77	4,784.31	106,356.27
0000351226	*SERVICEPERSON I	36,212.80	42,016.00	5,803.20	43,882.62	898.73	0.00	44,781.35
0000306558	FARE COLLECTION COORDINATOR OP	61,932.00	64,116.00	2,184.00	63,671.84	6,819.13	2,826.64	73,317.61
0000335102	*RAIL OPERATOR	52,187.20	56,888.00	4,700.80	51,966.10	8,462.49	4,915.61	65,344.20
0000350442	*BUS OPERATOR (DATE LAST EMPLOYED 30-Oct-2023)	36,899.20	41,600.00	4,700.80	17,901.93	6,547.16	0.00	24,449.09
0000315361	SUPV BUS TRANSPORTATION	70,241.60	74,900.80	4,659.20	74,054.11	44,172.03	6,754.00	124,980.14
0000349973	*JOURNEYMAN ET-LABORATORY	49,732.80	58,988.80	9,256.00	60,358.12	16,744.12	800.00	77,902.24
0000337524	*RAIL STATION CLEANER	35,672.00	39,416.00	3,744.00	39,663.83	0.00	1,581.58	41,245.41
0000320498	*JOURNEYMAN AA BUS TECHNICIAN	57,324.80	62,004.80	4,680.00	67,218.44	9,642.23	400.00	77,260.67
0000303937	CONTRACT PROFESSIONAL DISPATCH (DATE LAST EMPLOYED 09-Jul-2024)	0.00	0.00	0.00	44,129.00	17.70	0.00	44,146.70
0000304399	*STATION AGENT	47,195.20	51,459.20	4,264.00	48,327.60	2,904.13	3,530.88	54,762.61
0000352577	*BUS OPERATOR	41,600.00	41,600.00	0.00	37,857.80	3,720.44	0.00	41,578.24
0000316068	SUPV RAIL CAR APPEARANCE (DATE LAST EMPLOYED 01-Jul-2024)	65,624.00	67,600.00	1,976.00	49,623.49	6,478.41	21,210.04	77,311.94
0000355081	*JOURNEYMAN BUS TECHNICIAN	54,412.80	54,412.80	0.00	15,510.89	10,396.64	0.00	25,907.53
0000333342	FIELD INSPECTOR III	71,292.00	73,788.00	2,496.00	72,405.58	13,925.38	0.00	86,330.96
0000344990	*JOURNEYMAN BUS TECHNICIAN	54,308.80	61,131.20	6,822.40	63,913.67	3,653.38	400.00	67,967.05

METROPOLITAN ATLANTA RAPID TRANSIT AUTHORITY (MARTA)
MARTOC REPORT

EE NUMBER	TITLE	FY 23	FY 24	DIFFERENCE	REGULAR	OVERTIME	OTHER	TOTAL
		BASE SALARY	BASE SALARY	+/-	EARNINGS	EARNINGS	EARNINGS	EARNINGS
0000354413	*BUS OPERATOR	41,600.00	41,600.00	0.00	18,006.04	6,451.50	0.00	24,457.54
0000322932	SUPV RAIL LINE	66,414.40	70,824.00	4,409.60	64,439.07	13,495.05	10,089.88	88,024.00
0000322694	*BUS OPERATOR	52,187.20	56,888.00	4,700.80	61,061.63	14,109.63	280.89	75,452.15
0000350348	*BUS OPERATOR	36,899.20	45,406.40	8,507.20	45,905.70	9,883.41	0.00	55,789.11
0000338637	*DYNAMOMETER OPERATOR	55,536.00	62,004.80	6,468.80	56,291.91	17,093.50	400.00	73,785.41
0000331046	*BUS OPERATOR	52,187.20	56,888.00	4,700.80	62,479.11	24,777.02	0.00	87,256.13
0000347428	TRANSIT POLICE OFFICER	57,616.00	62,025.60	4,409.60	59,232.53	30,534.09	10,387.12	100,153.74
0000349607	*BUS OPERATOR (DATE LAST EMPLOYED 02-Jul-2024)	36,899.20	41,600.00	4,700.80	43,200.56	7,932.18	0.00	51,132.74
0000344809	*BUS OPERATOR (DATE LAST EMPLOYED 02-Jul-2024)	48,380.80	56,888.00	8,507.20	56,576.80	8,765.33	809.76	66,151.89
0000305793	*JOURNEYMAN AA BUS TECHNICIAN	57,844.80	63,044.80	5,200.00	64,968.83	16,503.71	884.96	82,357.50
0000352764	*BUS OPERATOR (DATE LAST EMPLOYED 30-May-2024)	41,600.00	41,600.00	0.00	34,148.13	4,337.60	0.00	38,485.73
0000336455	FIELD INSPECTOR III	70,941.00	73,437.00	2,496.00	72,625.72	17,176.88	3,819.90	93,622.50
0000347290	FIELD INSPECTOR III	63,511.50	71,350.50	7,839.00	67,663.27	21,353.17	0.00	89,016.44
0000338284	CLAIMS ADJUSTER II	63,378.64	65,596.96	2,218.32	63,361.40	0.00	0.00	63,361.40
0000334392	DIVISION DISPATCHER	52,187.20	68,036.80	15,849.60	60,542.99	8,261.84	0.00	68,804.83
0000346809	*BUS OPERATOR (DATE LAST EMPLOYED 24-Jan-2024)	40,705.60	49,233.60	8,528.00	31,983.55	9,404.74	0.00	41,388.29
0000337845	TRANSIT POLICE OFFICER SPECIAL	70,075.20	75,441.60	5,366.40	71,492.65	34,151.23	9,918.58	115,562.46
0000302960	QUALITY CTRL INSP BUS MAINT	69,751.50	72,208.50	2,457.00	71,066.15	3,281.20	5,723.20	80,070.55
0000341702	*RAIL OPERATOR	52,187.20	56,888.00	4,700.80	53,248.22	10,011.95	2,370.64	65,630.81
0000333326	*JOURNEYMAN OVERHAULER	57,324.80	62,004.80	4,680.00	68,274.25	15,090.65	698.10	84,063.00
0000337652	*BUS OPERATOR	52,187.20	56,888.00	4,700.80	56,223.50	16,253.26	656.40	73,133.16
0000324859	INSTRUCTOR CAR MAINT ELECT	80,080.00	82,888.00	2,808.00	69,926.80	2,887.50	13,198.80	86,013.10
0000348719	*JOURNEYMAN TRACK MAINTAINER	53,872.00	58,988.80	5,116.80	47,844.10	10,639.70	2,807.20	61,291.00
0000345649	*JOURNEYMAN ET-RADIO MAINT	57,324.80	62,004.80	4,680.00	70,704.85	54,548.80	400.00	125,653.65
0000346792	DEPARTMENT ADMINISTRATOR	70,626.66	73,098.74	2,472.08	70,605.66	0.00	0.00	70,605.66
0000333102	TRANSIT POLICE LIEUTENANT	101,712.00	105,289.60	3,577.60	109,773.94	20,867.13	0.00	130,641.07
0000351253	*BUS OPERATOR	36,899.20	41,600.00	4,700.80	43,666.50	3,517.00	0.00	47,183.50
0000326468	TEST ENGINEER	102,248.90	105,827.80	3,578.90	102,191.80	0.00	7,865.30	110,057.10
0000353907	*BUS OPERATOR	41,600.00	41,600.00	0.00	28,416.53	14,260.20	0.00	42,676.73
0000348173	CJIT-CALL TAKER	49,462.40	51,209.60	1,747.20	56,720.45	11,522.67	4,756.00	72,999.12
0000341910	TRANSIT POLICE OFFICER SPECIAL	57,616.00	62,025.60	4,409.60	33,718.89	64,345.85	31,912.56	129,977.30
0000351823	STRUCTURAL ENGINEER VI	115,000.08	119,025.14	4,025.06	106,783.86	0.00	1,326.93	108,110.79
0000340595	*BUS OPERATOR	52,187.20	56,888.00	4,700.80	59,544.70	6,311.29	1,878.80	67,734.79
0000338546	CLAIMS ADJUSTER III	76,491.22	79,168.44	2,677.22	76,464.58	0.00	7,256.89	83,721.47

MARTOC REPORT

EE NUMBER	TITLE	FY 23	FY 24	DIFFERENCE	REGULAR	OVERTIME	OTHER	TOTAL
		BASE SALARY	BASE SALARY	+/-	EARNINGS	EARNINGS	EARNINGS	EARNINGS
0000315363	TRANSIT POLICE SERGEANT	83,532.80	86,465.60	2,932.80	82,467.92	67,215.28	15,880.32	165,563.52
0000314749	*BUS OPERATOR (DATE LAST EMPLOYED 01-Apr-2024)	52,187.20	56,888.00	4,700.80	55,132.09	19,671.54	218.80	75,022.43
0000341118	*JOURNEYMAN ELEC POWER ELECT (DATE LAST EMPLOYED 19-Jan-2024)	57,324.80	62,004.80	4,680.00	31,181.52	568.43	3,500.24	35,250.19
0000344162	CRIMINAL JUSTICE ADMINISTRA	48,484.80	50,190.40	1,705.60	51,531.54	10,273.60	2,103.73	63,908.87
0000339132	SR DIR COMMUNICATIONS	140,400.26	145,314.52	4,914.26	140,248.94	0.00	8,100.03	148,348.97
0000352427	*BUS OPERATOR	41,600.00	41,600.00	0.00	42,060.87	8,183.23	0.00	50,244.10
0000330891	*BUS OPERATOR	52,187.20	56,888.00	4,700.80	54,466.84	16,787.71	3,539.77	74,794.32
0000338305	SUPV LIGHT RAIL MAINT	62,587.20	68,036.80	5,449.60	64,850.16	14,180.35	3,450.43	82,480.94
0000341503	FIELD INSPECTOR III	67,236.00	69,595.50	2,359.50	69,865.55	23,158.77	5,172.00	98,196.32
0000305180	*JOURNEYMAN ET-TELEPHONE MAINT	57,324.80	62,004.80	4,680.00	63,483.15	15,656.19	400.00	79,539.34
0000336993	*BUS OPERATOR	52,187.20	56,888.00	4,700.80	52,553.01	3,388.01	4,135.06	60,076.08
0000354127	*BUS OPERATOR	41,600.00	41,600.00	0.00	24,199.88	6,816.90	0.00	31,016.78
0000351224	*BUS OPERATOR	36,899.20	41,600.00	4,700.80	45,524.87	3,429.35	320.00	49,274.22
0000340199	PROTECTIVE SPEC POLICE CADET	45,468.80	47,070.40	1,601.60	45,864.97	7,870.28	4,503.16	58,238.41
0000351536	CONTRACT SPECIALIST II (DATE LAST EMPLOYED 28-Sep-2023)	71,898.06	71,898.06	0.00	20,463.37	0.00	1,913.23	22,376.60
0000342309	*RAIL STATION CLEANER	35,672.00	39,416.00	3,744.00	34,117.16	4,391.68	1,321.20	39,830.04
0000326992	SR DEV PROJECT MANAGER	93,481.44	96,753.54	3,272.10	93,074.68	0.00	4,382.14	97,456.82
0000305251	*JOURNEYMAN ET-RAIL CAR MAINT	57,844.80	63,044.80	5,200.00	47,278.67	2,409.65	8,241.84	57,930.16
0000304897	*JOURNEYMAN RAIL CAR MECHANIC	57,844.80	63,044.80	5,200.00	65,276.95	5,151.13	400.00	70,828.08
0000322486	*RAIL STATION CLEANER	35,672.00	39,416.00	3,744.00	43,915.29	4,831.70	0.00	48,746.99
0000331723	FARE COLLECTION PROCESSOR	35,509.50	36,757.50	1,248.00	35,634.38	122.92	0.00	35,757.30
0000343526	*BUS OPERATOR	48,380.80	56,888.00	8,507.20	57,280.42	12,424.84	3,619.66	73,324.92
0000329996	*JOURNEYMAN RAIL CAR MECHANIC	57,324.80	62,004.80	4,680.00	59,993.50	2,157.29	3,738.72	65,889.51
0000342127	TRANSIT POLICE OFFICER	62,337.60	67,100.80	4,763.20	71,217.42	9,486.80	269.73	80,973.95
0000349788	*BUS OPERATOR	36,899.20	45,406.40	8,507.20	43,926.03	12,562.06	1,673.46	58,161.55
0000349764	*BUS OPERATOR	36,899.20	45,406.40	8,507.20	48,105.57	9,387.37	698.56	58,191.50
0000338009	SYSTEMS ENGINEER V	90,915.50	94,097.64	3,182.14	90,867.19	0.00	1,398.70	92,265.89
0000337862	*BUS OPERATOR	52,187.20	56,888.00	4,700.80	27,078.85	470.45	1,057.84	28,607.14
0000346814	SR ADMINISTRATIVE ASSISTANT	54,678.00	56,608.50	1,930.50	54,672.50	0.00	0.00	54,672.50
0000343780	*SERVICEPERSON IV	42,702.40	46,446.40	3,744.00	49,226.60	28,631.78	0.00	77,858.38
0000348536	SR EXECUTIVE ADMINISTRATOR	81,120.00	83,959.20	2,839.20	81,056.00	0.00	2,912.00	83,968.00
0000342921	INSTRUCTOR TRACK	72,113.60	74,651.20	2,537.60	73,622.40	31,908.81	5,234.84	110,766.05
0000333216	SUPT WORKFORCE MANAGEMENT	78,338.26	78,338.26	0.00	67,939.62	0.00	1,125.64	69,065.26
0000302751	*JOURNEYMAN RAIL CAR MECHANIC (DATE LAST EMPLOYED 01-Oct-2023)	57,844.80	63,044.80	5,200.00	30,043.66	0.00	400.00	30,443.66

METROPOLITAN ATLANTA RAPID TRANSIT AUTHORITY (MARTA)
MARTOC REPORT

EE NUMBER	TITLE	FY 23	FY 24	DIFFERENCE +/-	REGULAR EARNINGS	OVERTIME EARNINGS	OTHER EARNINGS	TOTAL EARNINGS
		BASE SALARY	BASE SALARY					
0000320972	*JOURNEYMAN PAINTER	57,324.80	62,004.80	4,680.00	66,001.89	15,074.42	400.00	81,476.31
0000351637	*BUS OPERATOR	36,899.20	41,600.00	4,700.80	46,057.99	12,968.69	0.00	59,026.68
0000351783	*BUS OPERATOR	36,899.20	41,600.00	4,700.80	46,389.90	14,185.93	0.00	60,575.83
0000347066	SECURITY TECHNICIAN	63,793.60	66,040.00	2,246.40	69,777.60	0.00	2,453.60	72,231.20
0000354664	APARC SYSTEM ANALYST	82,255.42	82,255.42	0.00	27,510.13	0.00	0.00	27,510.13
0000337931	*BUS OPERATOR	52,187.20	56,888.00	4,700.80	59,213.04	1,670.76	0.00	60,883.80
0000307088	*SERVICEPERSON IV	42,702.40	46,446.40	3,744.00	51,418.32	26,064.90	0.00	77,483.22
0000349018	*SERVICEPERSON IV	40,539.20	46,446.40	5,907.20	49,198.20	6,288.99	0.00	55,487.19
0000331803	*JOURNEYMAN BUS TECHNICIAN	49,254.40	57,491.20	8,236.80	55,176.83	24,518.92	801.12	80,496.87
0000320442	*BUS OPERATOR	48,380.80	56,888.00	8,507.20	50,273.67	1,843.59	4,646.56	56,763.82
0000350748	*BUS OPERATOR	36,899.20	41,600.00	4,700.80	47,081.36	12,102.04	0.00	59,183.40
0000347384	PROTECTIVE SPEC POLICE CADET	45,905.60	47,528.00	1,622.40	51,224.86	7,923.81	4,325.72	63,474.39
0000302656	*STATION AGENT	47,195.20	51,459.20	4,264.00	57,216.80	29,218.16	2,781.70	89,216.66
0000338215	*BUS OPERATOR	52,187.20	56,888.00	4,700.80	62,759.65	13,578.97	0.00	76,338.62
0000339659	*SERVICEPERSON I	39,956.80	43,700.80	3,744.00	48,777.37	26,544.16	0.00	75,321.53
0000341334	*SERVICEPERSON I	39,956.80	43,700.80	3,744.00	44,645.38	115.26	0.00	44,760.64
0000341662	*JOURNEYMAN ELEC POWER ELECT	57,324.80	62,004.80	4,680.00	66,808.17	25,564.56	400.00	92,772.73
0000335998	*BUS OPERATOR	52,187.20	56,888.00	4,700.80	44,205.98	1,530.48	2,734.45	48,470.91
0000330298	*SERVICEPERSON IV	42,702.40	46,446.40	3,744.00	51,951.09	22,367.09	1,607.76	75,925.94
0000348231	*BUS OPERATOR	36,899.20	45,406.40	8,507.20	48,894.26	8,070.48	0.00	56,964.74
0000316115	*JOURNEYMAN ELEC POWER ELECT	57,324.80	63,044.80	5,720.00	63,096.30	30,632.70	5,107.60	98,836.60
0000323962	TRANSIT POLICE OFFICER	72,883.20	75,441.60	2,558.40	81,328.70	56,039.91	9,951.36	147,319.97
0000335636	DIR TRANSIT ORIENTED DEV (DATE LAST EMPLOYED 19-Jul-2024)	144,490.06	149,547.32	5,057.26	144,332.61	0.00	0.00	144,332.61
0000337437	*SERVICEPERSON II	39,956.80	43,700.80	3,744.00	43,298.13	146.79	0.00	43,444.92
0000349059	*BUS OPERATOR (DATE LAST EMPLOYED 27-Feb-2024)	36,899.20	45,406.40	8,507.20	33,874.41	8,417.58	0.00	42,291.99
0000348569	*BUS OPERATOR	36,899.20	45,406.40	8,507.20	45,694.31	7,143.05	0.00	52,837.36
0000351997	*BUS OPERATOR	36,899.20	41,600.00	4,700.80	46,517.87	10,962.57	0.00	57,480.44
0000315253	*BUS OPERATOR	52,707.20	57,928.00	5,220.80	60,640.75	13,064.33	4,152.88	77,857.96
0000351649	*BUS OPERATOR	36,899.20	41,600.00	4,700.80	38,670.99	4,757.40	0.00	43,428.39
0000345702	*JOURNEYMAN ET-RADIO MAINT	57,324.80	62,004.80	4,680.00	66,847.34	45,313.72	400.00	112,561.06
0000343773	DIVISION DISPATCHER	58,843.20	62,732.80	3,889.60	59,127.53	2,840.52	3,111.90	65,079.95
0000321796	SR FINANCIAL ANALYST	117,509.60	133,784.82	16,275.22	117,393.01	0.00	6,327.44	123,720.45
0000346949	SR PERFORMANCE ANALYST	78,075.14	94,185.00	16,109.86	84,478.36	0.00	0.00	84,478.36
0000344408	TRANSIT POLICE CORPORAL	55,369.60	62,025.60	6,656.00	53,208.15	16,352.41	11,622.62	81,183.18
0000334968	*JOURNEYMAN AA BUS TECHNICIAN	57,324.80	62,004.80	4,680.00	64,221.61	2,108.42	400.00	66,730.03

METROPOLITAN ATLANTA RAPID TRANSIT AUTHORITY (MARTA)
MARTOC REPORT

EE NUMBER	TITLE	FY 23 BASE SALARY	FY 24 BASE SALARY	DIFFERENCE +/-	REGULAR EARNINGS	OVERTIME EARNINGS	OTHER EARNINGS	TOTAL EARNINGS
0000336912	*BUS OPERATOR	52,187.20	56,888.00	4,700.80	55,706.99	7,034.21	5,026.30	67,767.50
0000303400	*BUS OPERATOR	52,707.20	57,928.00	5,220.80	44,369.72	8,372.74	2,149.11	54,891.57
0000350849	*SERVICEPERSON I	36,212.80	43,700.80	7,488.00	44,255.50	1,041.91	0.00	45,297.41
0000346650	*SERVICEPERSON IV	42,702.40	46,446.40	3,744.00	50,485.58	19,760.24	0.00	70,245.82
0000336892	*JOURNEYMAN ET-TRAIN CONTROL	57,324.80	62,004.80	4,680.00	69,459.60	32,539.22	400.00	102,398.82
0000347450	*BUS OPERATOR	36,899.20	45,406.40	8,507.20	46,047.12	12,028.06	2,444.96	60,520.14
0000304527	APARC SYS ADMINISTRATOR	65,176.02	73,055.58	7,879.56	65,196.28	0.00	11,098.13	76,294.41
0000333339	*REVENUE AGENT	48,942.40	53,643.20	4,700.80	48,652.69	3,195.00	2,598.81	54,446.50
0000353407	*SERVICEPERSON IV	42,265.60	42,265.60	0.00	40,478.76	2,273.10	0.00	42,751.86
0000351534	*BUS OPERATOR	36,899.20	41,600.00	4,700.80	29,128.25	2,993.25	160.00	32,281.50
0000337604	*JOURNEYMAN TRACK WALKER	53,872.00	60,216.00	6,344.00	64,504.53	17,648.13	0.00	82,152.66
0000306691	*BUS OPERATOR (DATE LAST EMPLOYED 01-Mar-2024)	52,707.20	57,928.00	5,220.80	44,655.93	5,432.85	6,300.56	56,389.34
0000345561	ARCHITECT V	97,919.90	101,347.22	3,427.32	97,869.48	0.00	2,008.62	99,878.10
0000322373	*BUS OPERATOR	52,187.20	56,888.00	4,700.80	47,144.41	5,836.66	4,352.60	57,333.67
0000302263	TRANSIT POLICE LIEUTENANT (DATE LAST EMPLOYED 01-Aug-2024)	101,712.00	105,289.60	3,577.60	111,721.65	9,782.24	1,956.00	123,459.89
0000324857	*RAIL OPERATOR	52,187.20	56,888.00	4,700.80	61,406.29	24,849.14	0.00	86,255.43
0000349314	CJIT-POLICE DISPATCHER (DATE LAST EMPLOYED 20-Feb-2024)	53,643.20	53,643.20	0.00	40,987.77	14,129.04	1,119.55	56,236.36
0000338765	*SERVICEPERSON I	39,956.80	43,700.80	3,744.00	51,637.41	11,766.68	0.00	63,404.09
0000321904	SUPV RAIL LINE	71,156.80	75,878.40	4,721.60	73,187.17	28,603.91	0.00	101,791.08
0000348054	*BUS OPERATOR	36,899.20	45,406.40	8,507.20	45,454.81	12,716.24	2,487.99	60,659.04
0000331124	SUPV BUS & RAIL STORES	68,452.80	72,987.20	4,534.40	68,958.56	1,180.92	0.00	70,139.48
0000304661	*BUS OPERATOR	52,707.20	57,928.00	5,220.80	62,164.40	17,900.12	0.00	80,064.52
0000345627	*JOURNEYMAN BUS TECHNICIAN	54,142.40	59,280.00	5,137.60	61,131.73	12,609.62	400.00	74,141.35
0000303507	BUYER PLANNER III	86,479.38	89,506.30	3,026.92	88,318.92	0.00	3,326.14	91,645.06
0000350459	*BUS OPERATOR	36,899.20	45,406.40	8,507.20	48,707.84	17,322.65	0.00	66,030.49
0000346300	MGR EMPLOYEE RELATIONS	112,314.02	116,245.22	3,931.20	112,205.74	0.00	0.00	112,205.74
0000322183	*BUS OPERATOR	52,187.20	56,888.00	4,700.80	63,223.14	31,608.66	0.00	94,831.80
0000351466	*JOURNEYMAN ET-RADIO MAINT	49,732.80	58,988.80	9,256.00	62,984.22	9,751.17	800.00	73,535.39
0000340778	*BUS OPERATOR	36,899.20	41,600.00	4,700.80	44,900.97	7,621.99	0.00	52,522.96
0000348393	*BUS OPERATOR	36,899.20	45,406.40	8,507.20	49,568.53	9,933.31	0.00	59,501.84
0000328736	DIR PROGRAM MGMT SUPPORT SVCS	142,480.26	147,467.32	4,987.06	141,443.73	0.00	7,087.48	148,531.21
0000305277	INSTRUCTOR CAR MAINT ELECT	82,139.20	85,030.40	2,891.20	82,396.36	2,180.30	0.00	84,576.66
0000350613	*BUS OPERATOR	36,899.20	41,600.00	4,700.80	49,795.73	18,769.14	0.00	68,564.87
0000306435	MAINTENANCE PLANNER BUS	71,531.20	74,048.00	2,516.80	72,230.83	1,663.84	2,504.97	76,399.64

METROPOLITAN ATLANTA RAPID TRANSIT AUTHORITY (MARTA)
MARTOC REPORT

EE NUMBER	TITLE	FY 23	FY 24	DIFFERENCE	REGULAR	OVERTIME	OTHER	TOTAL
		BASE SALARY	BASE SALARY	+/-	EARNINGS	EARNINGS	EARNINGS	EARNINGS
0000304153	*CUSTOMER INFORMATION OPERATOR	40,331.20	44,595.20	4,264.00	41,116.26	285.18	4,532.88	45,934.32
0000349238	*JOURNEYMAN BUS TECHNICIAN	52,811.20	58,822.40	6,011.20	62,608.03	11,696.38	400.00	74,704.41
0000337278	*BUS OPERATOR	52,187.20	56,888.00	4,700.80	66,815.64	44,724.31	2,097.60	113,637.55
0000344676	PROJECT MANAGER I	93,605.72	96,881.98	3,276.26	93,557.24	0.00	0.00	93,557.24
0000348307	*BUS OPERATOR	36,899.20	45,406.40	8,507.20	26,543.53	4,715.73	1,549.43	32,808.69
0000320666	(DATE LAST EMPLOYED 09-Jan-2024) MGR MAINT CONTROL CENTER	74,152.00	96,909.28	22,757.28	88,409.31	0.00	6,410.85	94,820.16
0000331370	TRANSIT POLICE SERGEANT	83,532.80	86,465.60	2,932.80	81,013.76	27,750.68	17,631.36	126,395.80
0000331460	TRANSIT POLICE SERGEANT	77,230.40	83,137.60	5,907.20	80,426.92	10,209.16	3,861.00	94,497.08
0000350656	*CUSTOMER INFORMATION OPERATOR	32,406.40	40,040.00	7,633.60	39,348.20	2,565.06	0.00	41,913.26
0000351996	*BUS OPERATOR	36,899.20	41,600.00	4,700.80	45,486.99	6,464.51	0.00	51,951.50
0000333593	*JOURNEYMAN TRACK WALKER	57,324.80	62,004.80	4,680.00	64,258.27	20,726.45	0.00	84,984.72
0000341660	*SERVICEPERSON V	54,142.40	57,886.40	3,744.00	59,999.43	12,287.15	0.00	72,286.58
0000350713	*BUS OPERATOR	36,899.20	41,600.00	4,700.80	41,033.65	6,833.56	0.00	47,867.21
0000315283	(DATE LAST EMPLOYED 03-May-2024) FOREMAN COMMUNICATION	69,742.40	74,360.00	4,617.60	74,635.77	26,113.36	569.68	101,318.81
0000321609	*RAIL OPERATOR	52,187.20	56,888.00	4,700.80	55,770.13	27,631.59	3,211.87	86,613.59
0000330611	FOREMAN BUILDINGS SUPP EQUIP	57,324.80	73,715.20	16,390.40	66,978.61	12,784.58	0.00	79,763.19
0000303150	SUPT RAIL CAR MAINT	89,956.88	93,105.48	3,148.60	89,910.75	0.00	8,649.70	98,560.45
0000345001	*BUS OPERATOR	44,532.80	53,081.60	8,548.80	53,001.00	8,756.13	4,137.76	65,894.89
0000332082	*BUS OPERATOR	52,187.20	56,888.00	4,700.80	59,859.86	8,688.79	0.00	68,548.65
0000327675	FOREMAN POWER	69,097.60	73,673.60	4,576.00	71,124.49	11,700.71	1,377.78	84,202.98
0000306076	SUPT RAIL LINE	65,718.12	79,707.94	13,989.82	71,626.91	0.00	14,069.70	85,696.61
0000347444	*BUS OPERATOR	36,899.20	45,406.40	8,507.20	41,578.61	5,317.48	1,120.10	48,016.19
0000354435	*BUS OPERATOR	41,600.00	41,600.00	0.00	18,876.36	1,894.20	0.00	20,770.56
0000320578	*RAIL OPERATOR	52,187.20	56,888.00	4,700.80	57,757.19	13,415.93	1,750.40	72,923.52
0000306669	PARKING SERVICES CASHIER PT (DATE LAST EMPLOYED 01-May-2024)	0.00	0.00	0.00	38,594.28	9,926.22	387.15	48,907.65
0000337696	*JOURNEYMAN ET-TRAIN CONTROL	57,324.80	62,004.80	4,680.00	57,281.17	24,944.83	4,275.30	86,501.30
0000339457	*JOURNEYMAN ET-RAIL CAR MAINT	57,324.80	62,004.80	4,680.00	60,957.29	20,428.86	400.00	81,786.15
0000342762	CJIT-POLICE DISPATCHER	55,328.00	57,283.20	1,955.20	60,384.20	12,397.48	3,059.00	75,840.68
0000306190	FARE COLLECTION PROCESSOR (DATE LAST EMPLOYED 01-Jan-2024)	36,679.50	36,679.50	0.00	19,806.57	225.73	9,037.27	29,069.57
0000341659	*JOURNEYMAN ET-TRAIN CONTROL (DATE LAST EMPLOYED 12-Jan-2024)	57,324.80	62,004.80	4,680.00	38,463.72	12,242.58	400.00	51,106.30
0000320920	FOREMAN TRAIN CONTROL	71,177.60	75,899.20	4,721.60	71,714.24	26,534.82	1,368.80	99,617.86
0000320499	*JOURNEYMAN TRACK WALKER	57,324.80	62,004.80	4,680.00	65,459.20	20,204.23	0.00	85,663.43
0000347697	*JOURNEYMAN ELEC POWER ELECT	54,308.80	60,216.00	5,907.20	68,532.58	26,634.15	400.00	95,566.73
0000345664	*JOURNEYMAN ET-TRAIN CONTROL	57,324.80	62,004.80	4,680.00	66,870.70	30,207.71	400.00	97,478.41

MARTOC REPORT

EE NUMBER	TITLE	FY 23	FY 24	DIFFERENCE +/-	REGULAR EARNINGS	OVERTIME EARNINGS	OTHER EARNINGS	TOTAL EARNINGS
		BASE SALARY	BASE SALARY					
0000336148	*JOURNEYMAN ET-TRAIN CONTROL	57,324.80	62,004.80	4,680.00	65,070.12	30,440.77	400.00	95,910.89
0000320692	*JOURNEYMAN SUPPORT EQUIPMENT	57,324.80	62,004.80	4,680.00	61,506.41	1,506.82	1,502.40	64,515.63
0000352600	*BUS OPERATOR	41,600.00	41,600.00	0.00	37,125.18	2,252.24	0.00	39,377.42
0000335856	*BUS OPERATOR	52,187.20	56,888.00	4,700.80	59,673.56	9,170.63	1,732.32	70,576.51
0000335512	FOREMAN COMMUNICATION	66,414.40	70,824.00	4,409.60	69,796.70	15,100.10	1,277.20	86,174.00
0000348056	*BUS OPERATOR	36,899.20	45,406.40	8,507.20	44,052.11	10,892.51	2,304.34	57,248.96
0000346078	*BUS OPERATOR	44,532.80	53,081.60	8,548.80	52,954.11	14,760.53	0.00	67,714.64
0000353614	DEPUTY CHF RAIL OPERATIONS	217,350.38	217,350.38	0.00	143,825.41	0.00	1,615.39	145,440.80
0000318116	*BUS OPERATOR	52,187.20	56,888.00	4,700.80	59,257.42	18,130.10	4,118.96	81,506.48
0000335692	IT QUALITY ASSURANCE ANALYST	89,640.72	92,778.40	3,137.68	86,149.24	0.00	3,447.80	89,597.04
0000340141	*SERVICEPERSON I	39,956.80	43,700.80	3,744.00	46,707.46	6,917.30	0.00	53,624.76
0000321602	*SERVICEPERSON I	39,956.80	43,700.80	3,744.00	44,903.69	8,700.09	1,344.64	54,948.42
0000343497	*SERVICEPERSON I	48,380.80	42,016.00	-6,364.80	34,601.88	1,409.28	0.00	36,011.16
0000302511	SUPV CAR REPAIR INSPECTION	62,587.20	68,036.80	5,449.60	63,289.52	4,501.30	7,672.95	75,463.77
0000306517	OFFICE ADMINISTRATOR II	66,327.30	68,648.84	2,321.54	66,308.87	0.00	7,695.69	74,004.56
0000347843	*RAIL STATION CLEANER (DATE LAST EMPLOYED 07-Mar-2024)	32,032.00	37,502.40	5,470.40	25,717.78	1,417.32	0.00	27,135.10
0000321623	GEN SUPT CONTROL CENTER	124,259.72	128,609.00	4,349.28	116,527.62	0.00	18,639.08	135,166.70
0000304915	SR RETIREMENT BENEFITS ANLYST	91,137.28	98,100.60	6,963.32	95,340.54	0.00	2,003.57	97,344.11
0000354913	MGR RAIL SAFETY OPERATIONS	142,312.82	142,312.82	0.00	42,307.77	0.00	0.00	42,307.77
0000342971	DISPATCHER-RAIL TRANSPORTATION	62,587.20	66,747.20	4,160.00	64,857.04	19,364.75	5,887.72	90,109.51
0000332066	ACCOUNTING SPECIALIST III	62,185.50	64,369.50	2,184.00	63,568.21	10,599.34	4,942.96	79,110.51
0000318805	TRANSIT POLICE OFFICER	72,883.20	75,441.60	2,558.40	71,616.89	25,698.07	13,104.96	110,419.92
0000351364	*BUS OPERATOR (DATE LAST EMPLOYED 21-Mar-2024)	36,899.20	41,600.00	4,700.80	29,535.41	4,213.57	0.00	33,748.98
0000345550	TRANSIT POLICE OFFICER SPECIAL (DATE LAST EMPLOYED 14-May-2024)	55,369.60	57,616.00	2,246.40	51,725.21	7,419.36	8,291.45	67,436.02
0000329512	IT PORTFOLIO ANALYST	70,985.98	73,470.54	2,484.56	70,962.61	0.00	6,370.55	77,333.16
0000348076	*BUS OPERATOR	45,406.40	45,406.40	0.00	18,504.49	5,115.15	0.00	23,619.64
0000348306	*BUS OPERATOR	36,899.20	45,406.40	8,507.20	44,184.09	10,173.79	174.64	54,532.52
0000334902	ROOF INSPECTOR III	81,678.74	84,537.70	2,858.96	81,643.43	0.00	0.00	81,643.43
0000317355	WEB DEVELOPER III	96,241.86	99,610.42	3,368.56	94,336.49	0.00	7,033.11	101,369.60
0000317445	TRANSIT POLICE SERGEANT	80,308.80	86,465.60	6,156.80	89,337.35	25,154.34	3,981.06	118,472.75
0000330966	*CUSTOMER INFO REPRESENTATIVE	39,811.20	43,555.20	3,744.00	41,037.32	1,790.38	2,117.70	44,945.40
0000332128	*BUS OPERATOR	52,187.20	56,888.00	4,700.80	56,006.69	4,797.18	2,819.54	63,623.41
0000326061	IT QUALITY ASSURANCE ENGINEER	104,134.16	107,779.10	3,644.94	104,071.63	0.00	8,011.39	112,083.02
0000348669	TRANSIT POLICE OFFICER	51,230.40	55,140.80	3,910.40	53,022.76	9,678.42	2,586.15	65,287.33

METROPOLITAN ATLANTA RAPID TRANSIT AUTHORITY (MARTA)
MARTOC REPORT

EE NUMBER	TITLE	FY 23	FY 24	DIFFERENCE	REGULAR	OVERTIME	OTHER	TOTAL
		BASE SALARY	BASE SALARY	+/-	EARNINGS	EARNINGS	EARNINGS	EARNINGS
0000347475	*JOURNEYMAN BUS TECHNICIAN	52,811.20	58,822.40	6,011.20	62,745.69	10,530.87	626.24	73,902.80
0000347153	CONTRACT PROFESSIONAL	0.00	0.00	0.00	109,118.54	5,831.93	0.00	114,950.47
0000303181	SUPV CAR REPAIR INSPECTION	70,512.00	75,192.00	4,680.00	75,311.51	4,968.45	2,712.00	82,991.96
0000338567	CONTRACT SPECIALIST III	80,000.18	82,800.38	2,800.20	79,748.67	0.00	2,564.12	82,312.79
0000347648	*BUS OPERATOR	40,705.60	49,233.60	8,528.00	43,005.33	6,561.13	1,251.55	50,818.01
0000324715	SUPV BUS TRANSPORTATION	70,241.60	74,900.80	4,659.20	72,278.18	29,906.64	6,163.27	108,348.09
0000346128	*JOURNEYMAN BUS TECHNICIAN	49,254.40	57,491.20	8,236.80	57,936.62	15,526.85	0.00	73,463.47
0000315310	*SERVICEPERSON V	41,059.20	55,286.40	14,227.20	49,219.87	4,821.00	0.00	54,040.87
0000305197	*BUS OPERATOR	52,707.20	57,928.00	5,220.80	44,139.12	2,138.89	6,968.96	53,246.97
0000335450	*BUS OPERATOR	52,187.20	56,888.00	4,700.80	61,284.39	12,951.57	0.00	74,235.96
0000331118	INSTRUCTOR BUS OPERATIONS	70,241.60	72,716.80	2,475.20	75,628.20	32,063.14	6,754.00	114,445.34
0000344922	*BUS OPERATOR	44,532.80	53,081.60	8,548.80	43,830.00	2,908.84	2,955.06	49,693.90
0000336149	SR INFORMATION SYSTEMS ANALYST	102,325.34	105,906.84	3,581.50	102,227.02	0.00	0.00	102,227.02
0000305852	FACILITIES & MOVING COORD	54,330.12	59,065.50	4,735.38	55,336.75	1,059.56	10,446.70	66,843.01
0000321905	*BUS OPERATOR	41,600.00	41,600.00	0.00	29,004.07	3,187.80	0.00	32,191.87
0000305644	FOREMAN TRAIN CONTROL	68,452.80	72,987.20	4,534.40	72,260.03	29,976.18	3,291.00	105,527.21
0000304642	*SERVICEPERSON V	54,662.40	58,926.40	4,264.00	64,200.53	14,125.12	0.00	78,325.65
0000334394	*REVENUE AGENT	46,716.80	52,686.40	5,969.60	50,563.92	3,255.30	2,357.76	56,176.98
0000351101	CAPITAL PROJECTS ADMINISTRATOR	51,577.50	53,391.00	1,813.50	51,557.22	0.00	0.00	51,557.22
0000336311	SR CONTRACT SPECIALIST	86,580.78	93,805.14	7,224.36	86,694.62	0.00	0.00	86,694.62
0000306114	*JOURNEYMAN ET-RAIL CAR MAINT	57,844.80	63,044.80	5,200.00	73,011.18	16,312.33	400.00	89,723.51
0000326472	FIELD INSPECTOR III (DATE LAST EMPLOYED 01-Dec-2023)	73,300.50	73,300.50	0.00	34,179.27	8,306.86	13,947.77	56,433.90
0000305814	*STATION AGENT	47,195.20	51,459.20	4,264.00	53,818.51	3,314.71	0.00	57,133.22
0000336312	SR DATABASE ADMINISTRATOR	119,168.14	123,339.06	4,170.92	119,047.87	0.00	11,000.16	130,048.03
0000335630	*JOURNEYMAN OVERHAULER	57,324.80	62,004.80	4,680.00	64,318.12	23,529.93	400.00	88,248.05
0000332792	PURCHASE CARD ADMINISTRATOR	85,490.08	88,482.42	2,992.34	83,807.60	0.00	4,932.14	88,739.74
0000350747	CONTRACT EMP ADMIN SUPPORT	0.00	0.00	0.00	36,721.00	150.00	0.00	36,871.00
0000344164	*BUS OPERATOR	48,380.80	56,888.00	8,507.20	52,291.57	10,313.56	4,653.45	67,258.58
0000303186	*BUS OPERATOR (DATE LAST EMPLOYED 10-Jul-2024)	52,707.20	57,928.00	5,220.80	69,525.07	54,631.82	934.37	125,091.26
0000354040	PROJECT ENGINEER (DATE LAST EMPLOYED 12-Jul-2024)	75,177.44	75,177.44	0.00	41,100.23	0.00	0.00	41,100.23
0000333694	*JOURNEYMAN OVERHAULER	57,324.80	62,004.80	4,680.00	65,110.64	3,671.69	400.00	69,182.33
0000344198	*JOURNEYMAN ET-RAIL CAR MAINT	57,324.80	62,004.80	4,680.00	64,517.34	18,337.98	400.00	83,255.32
0000335989	*BUS OPERATOR	52,187.20	56,888.00	4,700.80	55,762.72	1,170.49	3,701.98	60,635.19
0000354030	PROTECTIVE SPEC POLICE CADET	43,056.00	43,056.00	0.00	28,846.40	2,512.87	0.00	31,359.27

METROPOLITAN ATLANTA RAPID TRANSIT AUTHORITY (MARTA)
MARTOC REPORT

EE NUMBER	TITLE	FY 23	FY 24	DIFFERENCE	REGULAR	OVERTIME	OTHER	TOTAL
		BASE SALARY	BASE SALARY	+/-	EARNINGS	EARNINGS	EARNINGS	EARNINGS
0000351472	DIR MOBILITY SERVICES (DATE LAST EMPLOYED 19-Jul-2024)	150,000.24	155,250.42	5,250.18	150,056.35	0.00	0.00	150,056.35
0000351991	*BUS OPERATOR	36,899.20	41,600.00	4,700.80	49,130.49	31,607.77	0.00	80,738.26
0000348007	*BUS OPERATOR (DATE LAST EMPLOYED 09-Nov-2023)	36,899.20	45,406.40	8,507.20	16,986.70	2,938.85	723.26	20,648.81
0000327737	FARE COLLECTION PROCESSOR	35,509.50	36,757.50	1,248.00	35,681.96	1,670.05	4,079.04	41,431.05
0000349482	*BUS OPERATOR	41,600.00	41,600.00	0.00	30,458.20	1,327.50	0.00	31,785.70
0000321601	*SERVICEPERSON I	39,956.80	43,700.80	3,744.00	47,446.99	21,773.55	0.00	69,220.54
0000352429	*BUS OPERATOR	41,600.00	41,600.00	0.00	42,388.03	10,045.42	0.00	52,433.45
0000331291	*BUS OPERATOR	52,187.20	56,888.00	4,700.80	56,341.69	8,781.34	4,486.32	69,609.35
0000331189	*JOURNEYMAN RAIL CAR MECHANIC	57,324.80	62,004.80	4,680.00	63,402.33	855.07	400.00	64,657.40
0000340014	AGM RESEARCH & ANALYSIS	182,982.54	189,387.12	6,404.58	182,768.30	0.00	8,445.35	191,213.65
0000352766	CUSTOMER CARE REP (DATE LAST EMPLOYED 22-May-2024)	49,432.50	49,432.50	0.00	38,052.97	171.12	0.00	38,224.09
0000335495	*BUS OPERATOR	52,187.20	56,888.00	4,700.80	57,246.06	14,241.33	4,558.64	76,046.03
0000338097	SR LEARNING & DEVELOPMENT SPEC	93,837.64	93,837.64	0.00	80,541.74	0.00	0.00	80,541.74
0000324935	RADIO COMMUNICATIONS ENGINEER	96,811.26	100,199.84	3,388.58	96,724.29	0.00	10,425.83	107,150.12
0000348138	CUSTOMER ENGAGEMENT MANAGER	101,189.14	104,730.86	3,541.72	101,131.52	0.00	14,240.20	115,371.72
0000346617	*RAIL OPERATOR	40,705.60	49,233.60	8,528.00	50,487.04	28,922.08	1,959.76	81,368.88
0000331994	*BUS OPERATOR	52,187.20	56,888.00	4,700.80	59,456.73	9,495.66	1,477.36	70,429.75
0000302058	*BUS OPERATOR	52,707.20	57,928.00	5,220.80	61,829.72	21,494.82	222.80	83,547.34
0000332235	SECURITY TECHNICIAN	64,417.60	66,684.80	2,267.20	71,134.32	0.00	10,653.68	81,788.00
0000342983	*BUS OPERATOR	48,380.80	56,888.00	8,507.20	48,603.92	2,721.59	3,253.18	54,578.69
0000304950	*JOURNEYMAN RAIL CAR MECHANIC	57,844.80	63,044.80	5,200.00	60,319.80	0.00	3,431.00	63,750.80
0000341509	TRANSIT POLICE OFFICER	62,337.60	67,100.80	4,763.20	47,123.49	56,215.23	29,796.42	133,135.14
0000307095	*REVENUE AGENT	52,395.20	56,659.20	4,264.00	57,240.51	224.73	0.00	57,465.24
0000339744	*SERVICEPERSON I	39,956.80	43,700.80	3,744.00	45,846.49	4,910.99	0.00	50,757.48
0000347696	SUPT RAIL LINE	56,576.00	76,143.60	19,567.60	70,878.73	422.40	6,866.42	78,167.55
0000316333	*BUS OPERATOR	52,187.20	57,928.00	5,740.80	47,354.30	20,348.70	0.00	67,703.00
0000316843	*MATERIAL CONTROLLER LEAD	54,828.80	59,612.80	4,784.00	60,527.71	7,058.81	229.28	67,815.80
0000340740	GEN SUPT LIGHT RAIL	100,609.34	104,130.78	3,521.44	105,989.16	0.00	6,320.35	112,309.51
0000320763	*SERVICEPERSON I (A)	40,539.20	44,283.20	3,744.00	44,402.61	5,328.43	1,616.80	51,347.84
0000343160	SUPT CONTROL CENTER	86,528.00	106,624.18	20,096.18	98,222.39	1,639.60	7,396.20	107,258.19
0000337446	CJIT-POLICE DISPATCHER	62,982.40	65,187.20	2,204.80	68,304.52	17,502.31	1,029.52	86,836.35
0000315209	TRANSIT POLICE LIEUTENANT	101,712.00	105,289.60	3,577.60	103,196.04	4,413.81	5,232.30	112,842.15
0000331813	*JOURNEYMAN ELEC POWER ELECT	57,324.80	62,004.80	4,680.00	46,531.44	2,297.77	4,579.02	53,408.23
0000332120	*BUS OPERATOR	52,187.20	56,888.00	4,700.80	48,178.70	12,703.14	0.00	60,881.84

**METROPOLITAN ATLANTA RAPID TRANSIT AUTHORITY (MARTA)
MARTOC REPORT**

EE NUMBER	TITLE	FY 23	FY 24	DIFFERENCE +/-	REGULAR EARNINGS	OVERTIME EARNINGS	OTHER EARNINGS	TOTAL EARNINGS
		BASE SALARY	BASE SALARY					
0000341731	FOREMAN COMPUTER MAINTENANCE	57,324.80	68,744.00	11,419.20	67,547.58	37,001.69	1,115.44	105,664.71
0000341474	*BUS OPERATOR	48,380.80	56,888.00	8,507.20	53,904.31	28,056.76	1,448.08	83,409.15
0000307132	*BUS OPERATOR	52,707.20	57,928.00	5,220.80	62,992.08	6,757.31	1,722.16	71,471.55
0000348475	*BUS OPERATOR (DATE LAST EMPLOYED 09-Jan-2024)	36,899.20	45,406.40	8,507.20	20,092.56	1,984.43	0.00	22,076.99
0000342926	*JOURNEYMAN ELEC POWER ELECT (DATE LAST EMPLOYED 26-Oct-2023)	57,324.80	62,004.80	4,680.00	16,769.15	7,730.60	440.96	24,940.71
0000304627	SUPV TECH SUPPORT SVCS CENTR	87,578.66	90,644.06	3,065.40	87,210.43	0.00	6,446.32	93,656.75
0000306773	MGR CAD	125,877.70	130,283.66	4,405.96	125,747.96	0.00	10,652.51	136,400.47
0000347759	*BUS OPERATOR	40,705.60	49,233.60	8,528.00	50,272.04	40,267.67	174.64	90,714.35
0000328464	SUPV CAR REPAIR INSPECTION	62,587.20	68,036.80	5,449.60	64,293.95	11,648.69	7,080.80	83,023.44
0000321706	*JOURNEYMAN TRACK WALKER	57,324.80	62,004.80	4,680.00	64,582.62	10,399.01	0.00	74,981.63
0000347765	*BUS OPERATOR	40,705.60	49,233.60	8,528.00	35,899.13	1,537.53	0.00	37,436.66
0000304986	SUPV RAIL LINE	71,884.80	76,648.00	4,763.20	72,322.19	4,864.01	7,257.60	84,443.80
0000354667	*JOURNEYMAN SUPPORT EQUIPMENT	54,412.80	54,412.80	0.00	18,967.20	2,746.80	0.00	21,714.00
0000302200	*JOURNEYMAN RAIL CAR MECHANIC	57,844.80	63,044.80	5,200.00	74,554.85	70,112.54	400.00	145,067.39
0000350719	*BUS OPERATOR	36,899.20	45,406.40	8,507.20	49,934.33	16,658.29	0.00	66,592.62
0000347403	*BUS OPERATOR	40,705.60	49,233.60	8,528.00	44,382.50	3,934.97	3,884.37	52,201.84
0000353774	*PT BUS OPERATOR	26,000.00	26,000.00	0.00	23,852.62	5,153.70	0.00	29,006.32
0000336496	*RAIL OPERATOR	52,187.20	56,888.00	4,700.80	54,765.54	8,001.74	3,683.46	66,450.74
0000331882	TRANSIT POLICE SERGEANT (DATE LAST EMPLOYED 01-Jun-2024)	83,532.80	83,532.80	0.00	73,628.64	4,958.82	22,181.98	100,769.44
0000338873	*JOURNEYMAN ET-RADIO MAINT	57,324.80	62,004.80	4,680.00	66,130.87	44,326.98	400.00	110,857.85
0000347859	*BUS OPERATOR (DATE LAST EMPLOYED 11-Apr-2024)	40,705.60	45,406.40	4,700.80	37,305.89	13,681.93	2,101.64	53,089.46
0000319543	RAIL SERVICES CONTROLLER	75,587.20	78,249.60	2,662.40	75,022.69	6,251.84	8,721.60	89,996.13
0000347938	*JOURNEYMAN BUS TECHNICIAN	52,811.20	58,822.40	6,011.20	62,166.55	17,081.84	400.00	79,648.39
0000348105	SR CONTRACT SPECIALIST	83,200.26	92,646.58	9,446.32	83,375.75	0.00	0.00	83,375.75
0000319050	*JOURNEYMAN STRUCTURAL INSPECT	57,324.80	62,004.80	4,680.00	68,845.83	27,363.63	0.00	96,209.46
0000320366	*RAIL STATION CLEANER	35,672.00	39,416.00	3,744.00	42,296.40	18,113.29	0.00	60,409.69
0000338543	*RAIL OPERATOR	52,187.20	56,888.00	4,700.80	35,820.48	7,562.84	0.00	43,383.32
0000305638	*SERVICEPERSON IV	43,222.40	47,486.40	4,264.00	49,189.70	6,914.26	0.00	56,103.96
0000354318	*JOURNEYMAN BUS TECHNICIAN	54,412.80	54,412.80	0.00	25,482.52	7,017.29	0.00	32,499.81
0000305930	CONTRACT PROFESSIONAL DISPATCH	0.00	0.00	0.00	68,674.33	9,135.77	0.00	77,810.10
0000354121	*BUS OPERATOR	41,600.00	41,600.00	0.00	20,520.29	10,728.30	0.00	31,248.59
0000350122	*BUS OPERATOR	41,600.00	41,600.00	0.00	31,646.91	8,359.50	0.00	40,006.41
0000344756	*JOURNEYMAN BUS TECHNICIAN	54,600.00	61,131.20	6,531.20	65,552.73	26,117.11	400.00	92,069.84
0000353890	*BUS OPERATOR	41,600.00	41,600.00	0.00	26,040.37	6,010.50	0.00	32,050.87

METROPOLITAN ATLANTA RAPID TRANSIT AUTHORITY (MARTA)
MARTOC REPORT

EE NUMBER	TITLE	FY 23	FY 24	DIFFERENCE +/-	REGULAR EARNINGS	OVERTIME EARNINGS	OTHER EARNINGS	TOTAL EARNINGS
		BASE SALARY	BASE SALARY					
0000335496	*JOURNEYMAN ET-RADIO MAINT	57,324.80	62,004.80	4,680.00	62,845.70	612.12	400.00	63,857.82
0000342908	GENERAL MANAGER CEO	425,000.16	446,250.22	21,250.06	516,272.63	0.00	0.00	516,272.63
0000326347	*JOURNEYMAN RAIL CAR MECHANIC	57,324.80	62,004.80	4,680.00	63,382.04	402.44	400.00	64,184.48
0000333580	*BUS OPERATOR	52,187.20	56,888.00	4,700.80	52,429.68	5,166.21	4,321.76	61,917.65
0000341604	*BUS OPERATOR	52,187.20	56,888.00	4,700.80	63,524.15	20,061.76	0.00	83,585.91
0000345954	*BUS OPERATOR	40,705.60	49,233.60	8,528.00	48,858.85	8,508.70	2,315.05	59,682.60
0000335505	*BUS OPERATOR	52,187.20	56,888.00	4,700.80	57,997.33	4,276.47	0.00	62,273.80
0000303371	*RAIL OPERATOR (DATE LAST EMPLOYED 01-Feb-2024)	52,707.20	57,928.00	5,220.80	47,912.31	8,076.17	0.00	55,988.48
0000342407	*BUS OPERATOR	52,187.20	56,888.00	4,700.80	57,147.76	9,469.60	3,227.55	69,844.91
0000354237	*BUS OPERATOR (DATE LAST EMPLOYED 20-Jun-2024)	41,600.00	41,600.00	0.00	22,429.21	2,756.10	0.00	25,185.31
0000303715	*BUS OPERATOR	52,707.20	57,928.00	5,220.80	61,303.64	13,624.11	0.00	74,927.75
0000347446	*BUS OPERATOR	40,705.60	49,233.60	8,528.00	48,203.54	26,683.62	3,934.33	78,821.49
0000349006	*SERVICEPERSON I	38,272.00	43,700.80	5,428.80	45,852.28	6,582.80	0.00	52,435.08
0000305573	*BUS OPERATOR	52,707.20	57,928.00	5,220.80	62,647.45	26,559.83	0.00	89,207.28
0000322347	MGR INSURANCE SAFETY	91,335.14	94,532.10	3,196.96	91,291.19	0.00	3,512.89	94,804.08
0000351295	*SERVICEPERSON I	36,212.80	42,016.00	5,803.20	42,743.33	1,482.00	0.00	44,225.33
0000333478	*JOURNEYMAN AA BUS TECHNICIAN	57,324.80	62,004.80	4,680.00	63,588.03	33,542.00	1,061.44	98,191.47
0000344108	*BUS OPERATOR	36,899.20	45,406.40	8,507.20	41,610.04	4,241.69	785.90	46,637.63
0000354424	*BUS OPERATOR	41,600.00	41,600.00	0.00	19,878.24	5,906.40	0.00	25,784.64
0000304690	*BUS OPERATOR	52,707.20	57,928.00	5,220.80	61,604.18	21,126.55	0.00	82,730.73
0000302547	*BUS OPERATOR	52,707.20	57,928.00	5,220.80	62,510.06	21,473.83	202.72	84,186.61
0000350787	*JOURNEYMAN ET-RADIO MAINT	49,732.80	58,988.80	9,256.00	58,702.62	12,220.62	800.00	71,723.24
0000326268	*JOURNEYMAN RAIL CAR MECHANIC	57,324.80	62,004.80	4,680.00	57,030.15	0.00	5,698.31	62,728.46
0000350718	*BUS OPERATOR (DATE LAST EMPLOYED 04-Apr-2024)	36,899.20	41,600.00	4,700.80	20,478.23	2,853.02	0.00	23,331.25
0000332782	SR FINANCIAL ANALYST	111,113.08	115,002.16	3,889.08	119,775.95	0.00	9,073.46	128,849.41
0000324682	CONTRACT EMP PT POLICE OFFICER (DATE LAST EMPLOYED 13-May-2024)	0.00	0.00	0.00	8,713.46	35,437.16	34,755.70	78,906.32
0000339024	*JOURNEYMAN AA BUS TECHNICIAN	57,324.80	62,004.80	4,680.00	68,732.67	70,774.15	400.00	139,906.82
0000351365	*SERVICEPERSON IV	49,732.80	44,283.20	-5,449.60	49,642.55	7,378.04	0.00	57,020.59
0000327676	*JOURNEYMAN RAIL CAR MECHANIC	57,324.80	62,004.80	4,680.00	64,651.59	11,563.08	876.96	77,091.63
0000349765	SR PERFORMANCE ANALYST	63,579.62	77,625.34	14,045.72	63,518.37	0.00	0.00	63,518.37
0000332900	*BUS OPERATOR	52,187.20	56,888.00	4,700.80	59,045.42	8,788.61	1,312.80	69,146.83
0000351297	*JOURNEYMAN BUS TECHNICIAN	49,732.80	57,491.20	7,758.40	57,001.08	1,963.36	400.00	59,364.44
0000306235	*JOURNEYMAN ET-RAIL CAR MAINT	57,844.80	63,044.80	5,200.00	70,758.81	17,116.65	400.00	88,275.46
0000332953	SUPV RIDESTORE OPERATIONS	38,161.50	66,649.18	28,487.68	45,297.85	1,226.66	2,262.75	48,787.26

METROPOLITAN ATLANTA RAPID TRANSIT AUTHORITY (MARTA)
MARTOC REPORT

EE NUMBER	TITLE	FY 23	FY 24	DIFFERENCE +/-	REGULAR EARNINGS	OVERTIME EARNINGS	OTHER EARNINGS	TOTAL EARNINGS
		BASE SALARY	BASE SALARY					
0000349278	*SERVICEPERSON IV	40,539.20	46,446.40	5,907.20	47,131.36	16,566.10	0.00	63,697.46
0000302720	*BUS OPERATOR	52,707.20	57,928.00	5,220.80	42,891.24	3,369.34	7,124.12	53,384.70
0000345673	MGR SERVICE DEVELOPMENT	110,882.72	114,763.74	3,881.02	110,772.32	0.00	0.00	110,772.32
0000343454	TRANSIT POLICE OFFICER SPECIAL	55,369.60	59,633.60	4,264.00	47,735.68	29,269.68	18,914.64	95,920.00
0000305970	CONTRACT PROFESSIONAL (DATE LAST EMPLOYED 31-Dec-2023)	0.00	0.00	0.00	27,920.74	1,190.82	0.00	29,111.56
0000345974	MGR BUSINESS DEV SALES (DATE LAST EMPLOYED 05-Jun-2024)	112,476.52	112,476.52	0.00	109,338.72	0.00	3,968.98	113,307.70
0000340394	PROTECTIVE SPEC POLICE CADET (DATE LAST EMPLOYED 24-May-2024)	45,926.40	45,926.40	0.00	44,910.04	1,550.76	6,730.87	53,191.67
0000303155	SUPV BUS TRANSPORTATION	70,241.60	74,900.80	4,659.20	72,477.20	11,978.81	0.00	84,456.01
0000338055	*STATION AGENT	46,675.20	50,419.20	3,744.00	51,594.02	11,606.04	2,022.60	65,222.66
0000354536	USER EXPERIENCE SPECIALIST	93,150.20	93,150.20	0.00	34,615.50	0.00	0.00	34,615.50
0000354035	PROJECT ENGINEER	82,800.38	82,800.38	0.00	46,210.00	0.00	0.00	46,210.00
0000329417	*JOURNEYMAN ET-RADIO MAINT	57,324.80	62,004.80	4,680.00	68,565.81	63,694.90	400.00	132,660.71
0000337474	DIVISION DISPATCHER	56,576.00	62,774.40	6,198.40	58,434.43	8,090.53	3,040.20	69,565.16
0000345266	TRANSIT POLICE OFFICER	51,230.40	55,140.80	3,910.40	56,867.17	16,596.45	6,089.12	79,552.74
0000334658	*BUS OPERATOR	52,187.20	56,888.00	4,700.80	43,913.72	9,148.00	3,774.32	56,836.04
0000315206	SUPT RAIL CAR MAINT	85,592.52	88,588.50	2,995.98	85,518.89	0.00	6,189.01	91,707.90
0000344793	*JOURNEYMAN BUS TECHNICIAN	54,600.00	61,131.20	6,531.20	64,955.95	32,031.90	400.00	97,387.85
0000305844	*BUS OPERATOR	52,707.20	57,928.00	5,220.80	71,010.12	25,272.26	0.00	96,282.38
0000319880	*BUS OPERATOR	52,187.20	56,888.00	4,700.80	52,911.63	12,203.51	4,613.59	69,728.73
0000351835	*RAIL STATION CLEANER	30,180.80	35,776.00	5,595.20	35,948.28	2,751.27	0.00	38,699.55
0000352008	CONTRACT EMP PT POLICE OFFICER	0.00	0.00	0.00	18,016.17	4,705.25	4,705.25	27,426.67
0000328129	*BUS OPERATOR	52,187.20	56,888.00	4,700.80	56,478.51	10,841.43	602.16	67,922.10
0000304367	*LIGHT RAIL OPERATOR	48,380.80	56,888.00	8,507.20	58,109.09	3,011.97	0.00	61,121.06
0000307024	SYSTEM SAFETY COORDINATOR	110,625.58	114,497.50	3,871.92	110,518.42	0.00	0.00	110,518.42
0000343787	*BUS OPERATOR	48,380.80	56,888.00	8,507.20	56,529.98	4,750.03	1,094.01	62,374.02
0000345231	CJIT-CALL TAKER	51,521.60	53,331.20	1,809.60	57,755.51	15,028.11	1,015.57	73,799.19
0000337707	DIR TECH SUPPORT SERVICES	170,291.68	176,251.92	5,960.24	171,661.85	0.00	15,845.90	187,507.75
0000342704	*JOURNEYMAN AUTOMOTIVE TECH	54,600.00	54,412.80	-187.20	54,662.86	4,692.45	400.00	59,755.31
0000349054	SR ASSOCIATE COUNSEL	126,044.36	160,425.20	34,380.84	138,208.75	0.00	0.00	138,208.75
0000338007	*BUS OPERATOR	52,187.20	56,888.00	4,700.80	56,578.24	13,403.13	1,796.52	71,777.89
0000349998	*BUS OPERATOR	36,899.20	45,406.40	8,507.20	47,036.73	16,281.67	0.00	63,318.40
0000350906	*BUS OPERATOR	36,899.20	45,406.40	8,507.20	46,847.97	13,513.77	1,498.56	61,860.30
0000348956	CONTRACT SPECIALIST III	82,400.24	85,284.42	2,884.18	82,363.92	0.00	0.00	82,363.92
0000347761	*BUS OPERATOR	41,600.00	41,600.00	0.00	34,384.53	13,743.54	160.00	48,288.07

**METROPOLITAN ATLANTA RAPID TRANSIT AUTHORITY (MARTA)
MARTOC REPORT**

EE NUMBER	TITLE	FY 23	FY 24	DIFFERENCE	REGULAR	OVERTIME	OTHER	TOTAL
		BASE SALARY	BASE SALARY	+/-	EARNINGS	EARNINGS	EARNINGS	EARNINGS
0000345363	*JOURNEYMAN AA BUS TECHNICIAN	52,811.20	58,822.40	6,011.20	65,971.76	48,700.73	400.00	115,072.49
0000302829	SR EXECUTIVE ADMINISTRATOR	102,903.32	106,505.10	3,601.78	102,769.87	0.00	15,435.50	118,205.37
0000303492	*SERVICEPERSON V	54,662.40	58,926.40	4,264.00	57,166.53	5,222.30	5,430.43	67,819.26
0000352423	*BUS OPERATOR	41,600.00	41,600.00	0.00	42,005.03	9,576.82	0.00	51,581.85
0000344459	*REVENUE AGENT	46,716.80	51,958.40	5,241.60	49,269.79	2,418.25	2,157.92	53,845.96
0000350750	PROTECTIVE SPEC POLICE CADET	41,600.00	43,056.00	1,456.00	15,189.20	34,120.00	29,440.00	78,749.20
0000352701	*BUS OPERATOR	41,600.00	41,600.00	0.00	24,525.34	3,728.70	0.00	28,254.04
0000343485	FIRE PROTECTION ENGINEER VI	110,114.16	113,968.40	3,854.24	110,008.30	0.00	0.00	110,008.30
0000302302	*RAIL OPERATOR	52,707.20	57,928.00	5,220.80	69,790.63	71,935.14	0.00	141,725.77
0000317917	SR ADJUSTER LIABILITY LITIG	92,882.40	96,133.44	3,251.04	92,835.19	0.00	4,853.23	97,688.42
0000320361	*SERVICEPERSON I	39,956.80	43,700.80	3,744.00	41,212.91	4,140.70	3,721.84	49,075.45
0000318792	*BUS OPERATOR	52,187.20	56,888.00	4,700.80	63,904.43	21,370.62	0.00	85,275.05
0000319671	CONTRACT EMP PT POLICE OFFICER	0.00	0.00	0.00	60,346.21	472.81	0.00	60,819.02
0000350221	*BUS OPERATOR	36,899.20	45,406.40	8,507.20	46,388.14	9,077.24	0.00	55,465.38
0000351261	*BUS OPERATOR (DATE LAST EMPLOYED 20-May-2024)	36,899.20	41,600.00	4,700.80	28,845.16	4,559.03	0.00	33,404.19
0000316610	*BUS OPERATOR	52,187.20	57,928.00	5,740.80	48,091.11	7,156.39	6,818.48	62,065.98
0000342506	*BUS OPERATOR	52,187.20	56,888.00	4,700.80	58,914.85	7,417.66	0.00	66,332.51
0000322946	FIELD INSPECTOR II	81,876.60	81,880.50	3.90	81,885.25	1,322.69	8,397.60	91,605.54
0000337368	*RAIL STATION CLEANER	35,672.00	39,416.00	3,744.00	28,762.46	479.25	1,169.60	30,411.31
0000354545	GOVT AFFAIRS PROG MGR	103,500.28	103,500.28	0.00	36,538.53	0.00	0.00	36,538.53
0000347639	*BUS OPERATOR (DATE LAST EMPLOYED 18-Mar-2024)	40,705.60	45,406.40	4,700.80	30,562.62	5,630.42	0.00	36,193.04
0000336501	*BUS OPERATOR	52,187.20	56,888.00	4,700.80	40,233.34	13,710.55	0.00	53,943.89
0000342609	CONFIG MGMT SPECIALIST III	75,420.02	78,059.80	2,639.78	75,365.69	0.00	0.00	75,365.69
0000346049	*BUS OPERATOR	44,532.80	53,081.60	8,548.80	55,100.84	33,128.49	128.46	88,357.79
0000304269	*BUS OPERATOR	52,707.20	57,928.00	5,220.80	63,926.61	16,216.38	1,203.10	81,346.09
0000343520	*BUS OPERATOR	48,380.80	56,888.00	8,507.20	60,254.70	26,666.27	1,061.28	87,982.25
0000350109	*BUS OPERATOR	36,899.20	45,406.40	8,507.20	32,411.40	2,710.65	0.00	35,122.05
0000303694	CONTRACT EMP PT POLICE OFFICER	0.00	0.00	0.00	49,117.99	8,334.70	6,100.60	63,553.29
0000353877	MGR MARKETING & SPECIAL EVENTS	106,624.18	106,624.18	0.00	63,452.04	0.00	0.00	63,452.04
0000343473	*BUS OPERATOR	48,380.80	56,888.00	8,507.20	51,263.19	5,214.42	4,719.10	61,196.71
0000353423	IT BUSINESS ANALYST III	90,045.28	90,045.28	0.00	63,633.26	0.00	0.00	63,633.26
0000317910	TRANSIT POLICE OFFICER	72,883.20	75,441.60	2,558.40	22,272.19	35,097.86	32,039.44	89,409.49
0000327311	*JOURNEYMAN RAIL CAR MECHANIC	57,324.80	62,004.80	4,680.00	63,553.23	1,341.45	400.00	65,294.68
0000328954	*SERVICEPERSON I	39,956.80	43,700.80	3,744.00	45,302.44	5,965.47	0.00	51,267.91
0000304650	SUPV RIDESTORE OPERATIONS	66,941.94	66,941.94	0.00	53,019.74	0.00	6,727.52	59,747.26

METROPOLITAN ATLANTA RAPID TRANSIT AUTHORITY (MARTA)
MARTOC REPORT

EE NUMBER	TITLE	FY 23 BASE SALARY	FY 24 BASE SALARY	DIFFERENCE +/-	REGULAR EARNINGS	OVERTIME EARNINGS	OTHER EARNINGS	TOTAL EARNINGS
	(DATE LAST EMPLOYED 01-Apr-2024)							
0000334018	*BUS OPERATOR	52,187.20	56,888.00	4,700.80	61,657.43	23,972.79	1,590.69	87,220.91
0000339128	*MATERIAL CONTROLLER	48,921.60	54,745.60	5,824.00	51,989.53	11,421.86	3,940.25	67,351.64
0000303663	*BUS OPERATOR	52,707.20	57,928.00	5,220.80	60,569.93	15,461.14	0.00	76,031.07
0000320931	FOREMAN POWER	70,512.00	72,633.60	2,121.60	74,672.12	16,667.40	271.20	91,610.72
0000351509	*PT BUS OPERATOR	0.00	0.00	0.00	30,690.16	0.00	96.40	30,786.56
0000351273	HR GENERALIST III-PRF ANALYTIC	80,244.32	83,053.10	2,808.78	79,911.50	0.00	299.65	80,211.15
0000344471	TRANSIT POLICE OFFICER	53,268.80	57,324.80	4,056.00	15,156.42	48,662.77	43,081.51	106,900.70
0000304127	*BUS OPERATOR	52,707.20	57,928.00	5,220.80	29,887.74	859.43	6,585.03	37,332.20
0000315036	RAIL SERVICES CONTROLLER	86,528.00	89,564.80	3,036.80	86,985.54	6,172.17	10,857.19	104,014.90
0000337401	INSTRUCTOR BUS OPERATIONS	73,403.20	75,982.40	2,579.20	75,777.40	63,058.50	5,646.40	144,482.30
0000347632	*BUS OPERATOR	40,705.60	49,233.60	8,528.00	32,281.32	6,738.42	523.92	39,543.66
0000351080	*SERVICEPERSON I	36,212.80	42,016.00	5,803.20	42,997.66	679.79	0.00	43,677.45
0000334470	*JOURNEYMAN ELEC POWER ELECT	57,324.80	62,004.80	4,680.00	33,213.82	16,798.65	1,156.40	51,168.87
0000319447	SUPV FIELD DATA COLLECTION	70,109.78	72,563.66	2,453.88	70,084.66	0.00	2,639.73	72,724.39
0000352130	TRANSIT POLICE OFFICER	55,369.60	59,633.60	4,264.00	34,713.04	37,507.58	25,927.88	98,148.50
0000324740	DIR CUSTOMER ENGAGEMENT	165,564.88	171,359.76	5,794.88	169,800.64	0.00	636.79	170,437.43
0000343775	*BUS OPERATOR	48,380.80	56,888.00	8,507.20	52,322.40	16,732.50	1,167.28	70,222.18
0000346226	PROJECT MANAGER I	74,475.96	105,570.14	31,094.18	81,640.46	0.00	5,493.36	87,133.82
0000349310	RETIREMENT BENEFITS ANALYST	77,250.16	79,954.16	2,704.00	77,222.24	0.00	0.00	77,222.24
0000315290	QA ENGINEER	88,866.44	91,976.82	3,110.38	88,820.24	0.00	9,274.49	98,094.73
0000304899	*BUS OPERATOR	52,707.20	57,928.00	5,220.80	55,416.00	1,343.10	0.00	56,759.10
	(DATE LAST EMPLOYED 01-Jun-2024)							
0000315236	*JOURNEYMAN TRACK WALKER	57,844.80	63,044.80	5,200.00	70,421.56	19,708.98	0.00	90,130.54
0000322680	*JOURNEYMAN RAIL CAR MECHANIC	57,324.80	62,004.80	4,680.00	66,758.20	8,249.06	400.00	75,407.26
0000347152	FIELD INSPECTOR II	58,246.50	62,907.00	4,660.50	62,393.50	14,593.39	3,739.83	80,726.72
0000330892	SUPV BUS TRANSPORTATION	66,268.80	70,657.60	4,388.80	68,617.62	14,903.06	7,100.66	90,621.34
0000349256	TELEPHONY OPERATIONS ANALYST	53,872.00	72,450.30	18,578.30	66,494.92	4,834.51	400.00	71,729.43
0000319607	*JOURNEYMAN ET-LABORATORY	57,324.80	62,004.80	4,680.00	68,304.65	30,301.03	400.00	99,005.68
0000352885	*BUS OPERATOR	41,600.00	41,600.00	0.00	37,674.30	8,656.43	0.00	46,330.73
0000338910	*BUS OPERATOR	52,187.20	56,888.00	4,700.80	60,674.49	10,098.84	0.00	70,773.33
0000337602	*RAIL STATION CLEANER	35,672.00	39,416.00	3,744.00	42,044.20	8,007.92	0.00	50,052.12
0000344109	*BUS OPERATOR	48,380.80	56,888.00	8,507.20	57,873.75	3,119.64	0.00	60,993.39
0000322447	*BUS OPERATOR	52,187.20	56,888.00	4,700.80	56,607.34	35,017.13	1,192.92	92,817.39
0000304041	*PT BUS OPERATOR	0.00	0.00	0.00	26,061.13	0.00	0.00	26,061.13
0000305758	*SERVICEPERSON I	40,476.80	44,740.80	4,264.00	50,075.42	12,663.00	0.00	62,738.42

METROPOLITAN ATLANTA RAPID TRANSIT AUTHORITY (MARTA)
MARTOC REPORT

EE NUMBER	TITLE	FY 23	FY 24	DIFFERENCE +/-	REGULAR EARNINGS	OVERTIME EARNINGS	OTHER EARNINGS	TOTAL EARNINGS
		BASE SALARY	BASE SALARY					
0000321067	DIVISION DISPATCHER	63,044.80	67,225.60	4,180.80	62,615.84	3,288.66	10,578.19	76,482.69
0000320876	*JOURNEYMAN ELEC POWER ELECT	57,324.80	62,004.80	4,680.00	43,358.06	2,941.50	2,492.32	48,791.88
0000321954	*RAIL OPERATOR	52,187.20	56,888.00	4,700.80	46,601.30	2,335.65	6,054.10	54,991.05
0000302142	INSTRUCTOR CAR MAINT ELECT	81,515.20	84,385.60	2,870.40	78,433.70	10,168.29	3,762.24	92,364.23
0000333412	*BUS OPERATOR	52,187.20	56,888.00	4,700.80	58,854.06	16,799.06	2,699.76	78,352.88
0000328919	SUPT BUS COMMUNICATIONS CENTER	68,910.40	80,623.92	11,713.52	74,924.74	3,234.76	0.00	78,159.50
0000344352	TRANSIT POLICE SERGEANT	74,318.40	79,934.40	5,616.00	32,779.47	101,980.61	56,652.57	191,412.65
0000349910	*BUS OPERATOR	36,899.20	45,406.40	8,507.20	44,398.59	7,113.58	1,934.90	53,447.07
0000343058	*BUS OPERATOR	48,380.80	56,888.00	8,507.20	59,461.06	6,068.13	1,531.60	67,060.79
0000319812	*BUS OPERATOR	52,187.20	56,888.00	4,700.80	58,786.81	7,603.75	0.00	66,390.56
0000316268	*BUS OPERATOR	52,187.20	57,928.00	5,740.80	46,028.65	3,468.07	7,671.41	57,168.13
0000343713	*JOURNEYMAN RAIL CAR MECHANIC	57,324.80	62,004.80	4,680.00	58,383.05	4,238.66	5,684.53	68,306.24
0000326198	IT QUALITY ASSURANCE ENGINEER	111,942.48	115,860.68	3,918.20	111,876.13	0.00	17,221.92	129,098.05
0000305856	MOBILITY CUSTOMER CARE REP	41,652.00	43,114.50	1,462.50	43,137.07	4,527.95	0.00	47,665.02
0000302325	*JOURNEYMAN AA BUS TECHNICIAN	57,844.80	63,044.80	5,200.00	75,454.08	126,269.70	400.00	202,123.78
0000343173	*BUS OPERATOR	48,380.80	56,888.00	8,507.20	57,710.10	20,062.43	2,997.76	80,770.29
0000335739	*BUS OPERATOR	52,187.20	56,888.00	4,700.80	62,539.87	15,922.65	638.32	79,100.84
0000313012	MGR ARCHITECTURE	130,024.18	134,575.22	4,551.04	117,577.64	0.00	21,884.59	139,462.23
0000341427	*STATION AGENT	39,104.00	46,176.00	7,072.00	46,005.70	2,030.25	0.00	48,035.95
0000350460	*BUS OPERATOR	36,899.20	45,406.40	8,507.20	38,607.33	11,136.77	160.00	49,904.10
0000351821	*BUS OPERATOR (DATE LAST EMPLOYED 22-Apr-2024)	36,899.20	41,600.00	4,700.80	23,532.21	2,583.26	0.00	26,115.47
0000352767	CRIMINAL JUSTICE INFO TECH REC (DATE LAST EMPLOYED 29-Mar-2024)	41,288.00	41,288.00	0.00	24,997.29	454.85	1,624.53	27,076.67
0000341154	*BUS OPERATOR	52,187.20	56,888.00	4,700.80	58,525.44	22,395.66	2,990.88	83,911.98
0000332720	QUALITY CONTROL INSPECTOR	73,278.40	78,136.50	4,858.10	72,593.44	5,536.16	5,636.80	83,766.40
0000302526	*RAIL STATION CLEANER	35,672.00	39,416.00	3,744.00	39,982.80	355.32	1,628.59	41,966.71
0000303973	*JOURNEYMAN ET-TRAIN CONTROL	57,844.80	63,044.80	5,200.00	76,913.63	41,321.79	400.00	118,635.42
0000341608	*BUS OPERATOR	52,187.20	56,888.00	4,700.80	59,888.68	8,965.14	0.00	68,853.82
0000351778	*BUS OPERATOR (DATE LAST EMPLOYED 10-Apr-2024)	36,899.20	41,600.00	4,700.80	29,465.23	739.48	320.00	30,524.71
0000351467	*STATION AGENT	39,104.00	46,176.00	7,072.00	48,225.20	22,734.30	0.00	70,959.50
0000323022	*JOURNEYMAN ET-TELEPHONE MAINT	49,732.80	58,988.80	9,256.00	61,673.62	23,630.12	800.00	86,103.74
0000323243	*BUS OPERATOR	52,187.20	56,888.00	4,700.80	60,810.06	32,835.22	3,614.07	97,259.35
0000351987	CUSTOMER CARE REP	47,989.50	51,168.00	3,178.50	47,445.10	76.06	0.00	47,521.16
0000348528	SR EXECUTIVE ADMINISTRATOR	67,610.40	69,976.92	2,366.52	66,810.72	0.00	780.12	67,590.84
0000342403	*BUS OPERATOR	52,187.20	56,888.00	4,700.80	59,070.39	19,202.41	1,240.48	79,513.28

METROPOLITAN ATLANTA RAPID TRANSIT AUTHORITY (MARTA)
MARTOC REPORT

EE NUMBER	TITLE	FY 23	FY 24	DIFFERENCE +/-	REGULAR EARNINGS	OVERTIME EARNINGS	OTHER EARNINGS	TOTAL EARNINGS
		BASE SALARY	BASE SALARY					
0000333105	*BUS OPERATOR	52,187.20	56,888.00	4,700.80	59,761.44	11,480.54	802.88	72,044.86
0000321836	INSTRUCTOR BUS OPERATIONS	76,190.40	78,873.60	2,683.20	76,526.48	41,572.38	9,890.10	127,988.96
0000330980	RAIL SERVICES CONTROLLER	73,715.20	76,315.20	2,600.00	75,092.84	24,800.44	7,690.48	107,583.76
0000320428	*BUS OPERATOR	52,187.20	56,888.00	4,700.80	52,245.70	4,104.39	5,548.22	61,898.31
0000327455	*BUS OPERATOR	52,187.20	56,888.00	4,700.80	54,971.08	11,334.47	4,916.63	71,222.18
0000349175	*BUS OPERATOR	36,899.20	45,406.40	8,507.20	40,202.09	4,138.02	2,542.96	46,883.07
0000330915	*BUS OPERATOR	52,187.20	56,888.00	4,700.80	60,953.16	16,348.96	1,354.07	78,656.19
0000353300	*MATERIAL CONTROLLER	51,542.40	51,542.40	0.00	39,430.52	10,334.81	0.00	49,765.33
0000337878	SAFETY OPERATIONAL OFFICER	81,217.50	84,064.50	2,847.00	81,891.24	5,860.58	0.00	87,751.82
0000320171	BUSINESS MGMT SPECIALIST (DATE LAST EMPLOYED 02-Feb-2024)	84,918.60	84,918.60	0.00	55,723.25	0.00	13,332.23	69,055.48
0000331311	*RAIL OPERATOR	52,187.20	56,888.00	4,700.80	57,929.03	8,780.88	5,178.89	71,888.80
0000348793	*BUS OPERATOR	41,600.00	41,600.00	0.00	33,231.49	5,006.34	0.00	38,237.83
0000304741	*PT BUS OPERATOR	0.00	0.00	0.00	21,919.82	0.00	0.00	21,919.82
0000347958	DEPUTY CHIEF MECHANICAL OFF	218,400.26	226,044.52	7,644.26	224,134.22	0.00	0.00	224,134.22
0000348559	*BUS OPERATOR	36,899.20	45,406.40	8,507.20	23,380.60	0.00	0.00	23,380.60
0000317666	GIS ANALYST III	93,902.90	97,189.56	3,286.66	93,823.18	0.00	0.00	93,823.18
0000321158	MGR COST ESTIMATION	120,275.22	124,484.88	4,209.66	120,197.92	0.00	7,709.95	127,907.87
0000331584	*JOURNEYMAN ET-TELEPHONE MAINT	57,324.80	62,004.80	4,680.00	61,220.44	11,317.98	3,720.72	76,259.14
0000303721	SUPV BUS MAINTENANCE	62,608.00	66,768.00	4,160.00	63,126.92	21,762.16	3,612.00	88,501.08
0000318898	*BUS OPERATOR	52,187.20	56,888.00	4,700.80	26,188.78	2,577.16	0.00	28,765.94
0000350446	*BUS OPERATOR	36,899.20	45,406.40	8,507.20	48,778.92	22,756.87	0.00	71,535.79
0000344312	*JOURNEYMAN TRACK MAINTAINER	57,324.80	62,004.80	4,680.00	59,012.69	2,223.35	3,674.10	64,910.14
0000334696	MGR ENGRG REL & RAIL CAR REHAB	118,560.26	122,710.12	4,149.86	118,441.53	0.00	3,344.02	121,785.55
0000320167	*JOURNEYMAN ET-RADIO MAINT	57,324.80	62,004.80	4,680.00	67,113.48	52,661.44	400.00	120,174.92
0000350436	APARC SYS ADMINISTRATOR	68,303.30	70,694.00	2,390.70	67,373.10	0.00	0.00	67,373.10
0000330686	DISPATCHER RADIO COMMUNICATION	64,334.40	68,598.40	4,264.00	64,813.94	11,061.85	989.76	76,865.55
0000332890	*BUS OPERATOR (DATE LAST EMPLOYED 15-Jul-2024)	52,187.20	56,888.00	4,700.80	44,928.98	9,909.93	2,352.56	57,191.47
0000323512	*BUS OPERATOR	52,187.20	56,888.00	4,700.80	58,220.76	8,840.87	1,750.41	68,812.04
0000324863	DIVISION DISPATCHER	64,958.40	69,264.00	4,305.60	65,980.15	5,660.34	0.00	71,640.49
0000342303	*BUS OPERATOR	52,187.20	56,888.00	4,700.80	41,301.41	945.40	200.72	42,447.53
0000331115	*RAIL OPERATOR	52,187.20	56,888.00	4,700.80	58,361.90	5,392.50	1,075.92	64,830.32
0000334842	*BUS OPERATOR (DATE LAST EMPLOYED 14-Mar-2024)	52,187.20	56,888.00	4,700.80	42,257.72	12,964.74	3,322.81	58,545.27
0000342653	*BUS OPERATOR	48,380.80	56,888.00	8,507.20	50,578.03	14,662.00	0.00	65,240.03
0000323019	*BUS OPERATOR	52,187.20	56,888.00	4,700.80	62,104.79	18,179.72	0.00	80,284.51

MARTOC REPORT

EE NUMBER	TITLE	FY 23	FY 24	DIFFERENCE +/-	REGULAR EARNINGS	OVERTIME EARNINGS	OTHER EARNINGS	TOTAL EARNINGS
		BASE SALARY	BASE SALARY					
0000317769	*JOURNEYMAN RAIL CAR MECHANIC	57,324.80	62,004.80	4,680.00	59,720.50	894.30	3,015.40	63,630.20
0000338083	SUPV BUS TRANSPORTATION	62,441.60	66,601.60	4,160.00	52,704.24	4,756.99	5,156.80	62,618.03
0000316942	OFFICE ADMINISTRATOR II	74,591.66	77,202.58	2,610.92	69,751.07	0.00	6,311.63	76,062.70
0000330985	SUPV RAIL LINE	64,251.20	68,515.20	4,264.00	64,178.40	9,186.94	0.00	73,365.34
0000302127	*JOURNEYMAN ET-RAIL CAR MAINT	57,844.80	63,044.80	5,200.00	71,503.76	15,485.41	400.00	87,389.17
0000341622	*JOURNEYMAN RAIL CAR MECHANIC	57,324.80	62,004.80	4,680.00	62,858.04	2,760.12	400.00	66,018.16
0000302135	GEN FOREMAN BLDGS & SUPP EQUIP	69,118.40	83,227.04	14,108.64	71,750.98	0.00	1,407.63	73,158.61
0000354437	*JOURNEYMAN BUS TECHNICIAN	54,412.80	54,412.80	0.00	22,968.97	1,088.91	0.00	24,057.88
0000354251	PROTECTIVE SPEC POLICE CADET	43,056.00	43,056.00	0.00	22,983.20	1,181.67	0.00	24,164.87
0000338535	*BUS OPERATOR	52,187.20	56,888.00	4,700.80	57,949.63	3,095.65	3,749.65	64,794.93
0000350788	*JOURNEYMAN BUS TECHNICIAN	49,732.80	57,491.20	7,758.40	57,288.04	20,146.79	400.00	77,834.83
0000347371	TRANSIT POLICE OFFICER	57,616.00	62,025.60	4,409.60	40,462.49	31,684.38	23,286.90	95,433.77
0000345496	WARRANTY SPECIALIST	97,919.90	101,347.22	3,427.32	97,869.30	0.00	0.00	97,869.30
0000343089	*RAIL OPERATOR	48,380.80	56,888.00	8,507.20	59,017.42	23,733.80	1,969.20	84,720.42
0000345006	MGR CONTRACTS	110,300.58	114,161.32	3,860.74	110,230.57	0.00	0.00	110,230.57
0000319681	IT ANALYST	84,339.84	87,291.88	2,952.04	81,372.71	0.00	11,330.15	92,702.86
0000328834	*BUS OPERATOR	52,187.20	56,888.00	4,700.80	61,574.74	21,419.88	2,271.24	85,265.86
0000352892	*SERVICEPERSON I	42,016.00	42,016.00	0.00	33,862.29	914.88	0.00	34,777.17
0000320422	*JOURNEYMAN TRACK MAINTAINER	54,412.80	54,412.80	0.00	40,677.89	372.78	0.00	41,050.67
0000302256	SUPT BUS MAINTENANCE GARAGE	90,991.16	94,175.90	3,184.74	90,363.16	0.00	11,548.88	101,912.04
0000348578	DIR SYSTEMS ENGINEERING	154,500.32	159,908.06	5,407.74	154,384.50	0.00	0.00	154,384.50
0000351764	ADMINISTRATIVE ASSISTANT	40,852.50	42,295.50	1,443.00	41,484.67	3,472.61	0.00	44,957.28
0000351314	*JOURNEYMAN BUS TECHNICIAN	49,732.80	57,491.20	7,758.40	59,331.99	19,563.15	400.00	79,295.14
0000302550	SUPT STATION ZONE SERVICES	93,438.28	96,708.82	3,270.54	91,594.52	0.00	16,172.07	107,766.59
0000339805	*JOURNEYMAN BUS TECHNICIAN	56,451.20	61,131.20	4,680.00	64,563.55	5,127.14	400.00	70,090.69
0000351086	*SERVICEPERSON I	36,212.80	42,016.00	5,803.20	44,427.28	4,626.66	0.00	49,053.94
0000332205	*RAIL OPERATOR	52,187.20	56,888.00	4,700.80	20,237.86	1,250.93	356.53	21,845.32
0000332702	DIVISION DISPATCHER	66,809.60	71,240.00	4,430.40	66,906.19	3,345.15	3,854.40	74,105.74
0000305368	CONTRACT PROFESSIONAL DISPATCH	0.00	0.00	0.00	65,255.27	7,312.27	0.00	72,567.54
0000303760	DIVISION DISPATCHER	70,990.40	75,712.00	4,721.60	73,505.87	29,558.43	10,306.92	113,371.22
0000303724	*JOURNEYMAN RAIL CAR MECHANIC	57,844.80	63,044.80	5,200.00	59,728.65	9,088.68	400.00	69,217.33
0000316111	*BUS OPERATOR	52,707.20	57,928.00	5,220.80	59,347.69	14,942.79	1,559.60	75,850.08
0000303213	*JOURNEYMAN ET-TRAIN CONTROL	57,844.80	63,044.80	5,200.00	63,365.53	1,311.70	400.00	65,077.23
0000328469	*JOURNEYMAN BUS TECHNICIAN	56,451.20	61,131.20	4,680.00	63,345.06	1,354.94	400.00	65,100.00
0000343053	*BUS OPERATOR	48,380.80	56,888.00	8,507.20	55,273.66	6,837.80	2,742.80	64,854.26

METROPOLITAN ATLANTA RAPID TRANSIT AUTHORITY (MARTA)
MARTOC REPORT

EE NUMBER	TITLE	FY 23 BASE SALARY	FY 24 BASE SALARY	DIFFERENCE +/-	REGULAR EARNINGS	OVERTIME EARNINGS	OTHER EARNINGS	TOTAL EARNINGS
0000351166	*JOURNEYMAN ET-HVAC	49,732.80	58,988.80	9,256.00	57,859.13	4,660.11	800.00	63,319.24
0000315741	*RAIL STATION CLEANER	36,192.00	40,456.00	4,264.00	41,516.54	11,189.07	3,013.60	55,719.21
0000334407	*SERVICEPERSON IV	42,702.40	46,446.40	3,744.00	53,235.78	13,062.93	0.00	66,298.71
0000348575	MGR FINANCIAL SYSTEMS	144,200.16	149,247.28	5,047.12	139,484.12	0.00	6,558.52	146,042.64
0000315202	FOREMAN TRAIN CONTROL	72,571.20	77,376.00	4,804.80	75,190.49	45,538.38	0.00	120,728.87
0000315256	*BUS OPERATOR	48,380.80	56,888.00	8,507.20	61,480.87	22,366.78	1,312.80	85,160.45
0000340147	*RAIL STATION CLEANER	35,672.00	39,416.00	3,744.00	42,106.74	1,050.39	0.00	43,157.13
0000334851	*BUS OPERATOR	52,187.20	56,888.00	4,700.80	59,947.74	6,221.51	638.32	66,807.57
0000351469	*SERVICEPERSON I	36,212.80	42,016.00	5,803.20	43,708.98	417.84	0.00	44,126.82
0000305187	*JOURNEYMAN ET-RADIO MAINT	57,844.80	63,044.80	5,200.00	69,221.06	72,399.25	400.00	142,020.31
0000347355	ACCOUNTANT III	80,810.86	83,639.40	2,828.54	79,223.65	0.00	3,211.73	82,435.38
0000344921	*STATION AGENT	39,104.00	46,176.00	7,072.00	23,995.25	8,215.05	0.00	32,210.30
0000340898	*SERVICEPERSON I	39,956.80	43,700.80	3,744.00	39,906.13	653.95	883.67	41,443.75
0000352412	*BUS OPERATOR	41,600.00	41,600.00	0.00	42,671.40	8,867.54	0.00	51,538.94
0000331647	SUPV BUS TRANSPORTATION	66,268.80	70,657.60	4,388.80	69,314.48	38,018.34	5,379.00	112,711.82
0000323534	*JOURNEYMAN ET-COMPUTER MAINT	57,324.80	62,004.80	4,680.00	65,581.76	20,762.10	400.00	86,743.86
0000341772	*BUS OPERATOR	52,187.20	56,888.00	4,700.80	59,735.67	14,041.97	2,790.85	76,568.49
0000305204	*BUS OPERATOR	52,707.20	57,928.00	5,220.80	65,088.31	58,860.76	0.00	123,949.07
0000348451	MGR BENEFITS	97,606.60	101,023.00	3,416.40	96,939.68	0.00	966.85	97,906.53
0000338517	TRANSIT POLICE SERGEANT	71,406.40	76,939.20	5,532.80	65,930.66	17,536.84	14,356.66	97,824.16
0000320321	CONTRACT SERVICES INSPECTOR	41,371.20	49,275.20	7,904.00	43,758.62	5,053.89	795.60	49,608.11
0000324726	*BUS OPERATOR	52,187.20	56,888.00	4,700.80	61,162.79	22,456.02	419.52	84,038.33
0000303197	*JOURNEYMAN OVERHAULER	57,844.80	63,044.80	5,200.00	63,611.77	6,965.29	400.00	70,977.06
0000341476	*BUS OPERATOR	52,187.20	56,888.00	4,700.80	53,769.29	3,378.61	1,702.76	58,850.66
0000332051	SUPV RAIL LINE	67,059.20	71,510.40	4,451.20	65,185.22	24,544.03	3,868.80	93,598.05
0000314918	DISPATCHER-RAIL TRANSPORTATION	68,265.60	72,800.00	4,534.40	67,500.71	10,215.55	2,738.37	80,454.63
0000303695	*BUS OPERATOR	52,707.20	57,928.00	5,220.80	65,206.50	15,522.35	1,309.43	82,038.28
0000322148	SUPV BUS MAINTENANCE	70,512.00	75,192.00	4,680.00	58,646.84	10,159.08	16,000.80	84,806.72
0000338349	*RAIL OPERATOR	52,187.20	56,888.00	4,700.80	52,804.65	6,854.99	3,793.76	63,453.40
0000342747	*BUS OPERATOR	48,380.80	56,888.00	8,507.20	60,601.18	19,499.29	773.60	80,874.07
0000311602	*BUS OPERATOR	52,707.20	57,928.00	5,220.80	40,317.65	380.43	5,084.24	45,782.32
0000337575	*BUS OPERATOR (DATE LAST EMPLOYED 28-Sep-2023)	52,187.20	52,187.20	0.00	17,449.79	1,385.75	2,007.20	20,842.74
0000350102	*JOURNEYMAN BUS TECHNICIAN	49,732.80	58,032.00	8,299.20	49,958.52	3,945.70	2,511.27	56,415.49
0000339003	PROJECT MANAGER II	105,617.98	120,003.00	14,385.02	113,204.13	0.00	4,615.50	117,819.63

METROPOLITAN ATLANTA RAPID TRANSIT AUTHORITY (MARTA)
MARTOC REPORT

EE NUMBER	TITLE	FY 23	FY 24	DIFFERENCE	REGULAR	OVERTIME	OTHER	TOTAL
		BASE SALARY	BASE SALARY	+/-	EARNINGS	EARNINGS	EARNINGS	EARNINGS
0000305926	CONTRACT EMP PT POLICE OFFICER	0.00	0.00	0.00	54,040.22	13,462.98	0.00	67,503.20
0000352575	*SERVICEPERSON I	42,016.00	42,016.00	0.00	37,909.99	14.41	0.00	37,924.40
0000340988	*BUS OPERATOR	52,187.20	56,888.00	4,700.80	60,170.04	22,206.67	0.00	82,376.71
0000344406	*BUS OPERATOR	48,380.80	56,888.00	8,507.20	45,081.97	4,379.98	1,292.67	50,754.62
0000347284	*REPROGRAPHICS SPEC I	38,395.50	33,862.40	-4,533.10	36,169.31	391.95	2,190.92	38,752.18
0000317199	TRANSIT POLICE LIEUTENANT	94,536.00	105,289.60	10,753.60	111,559.89	27,824.18	4,090.50	143,474.57
0000331116	SUPV RAIL LINE	69,742.40	74,360.00	4,617.60	71,429.35	14,064.97	2,793.00	88,287.32
0000322332	*JOURNEYMAN SUPPORT EQUIPMENT	57,324.80	62,004.80	4,680.00	63,461.85	2,532.72	400.00	66,394.57
0000349997	TRANSIT POLICE OFFICER	53,268.80	57,324.80	4,056.00	59,893.68	15,479.35	2,075.66	77,448.69
0000337240	*BUS OPERATOR	52,187.20	56,888.00	4,700.80	49,311.14	11,829.32	200.72	61,341.18
0000332336	SR DIR CONTRACT & PROCUREMENT	176,800.26	182,988.52	6,188.26	176,595.88	0.00	10,880.03	187,475.91
0000350893	*BUS OPERATOR	36,899.20	41,600.00	4,700.80	47,439.15	15,842.88	0.00	63,282.03
0000322186	SUPV STATION CARE	35,672.00	65,416.00	29,744.00	41,691.26	374.30	0.00	42,065.56
0000351982	*BUS OPERATOR	36,899.20	41,600.00	4,700.80	46,355.52	14,893.46	0.00	61,248.98
0000348316	*RAIL OPERATOR	36,899.20	45,406.40	8,507.20	48,409.66	24,669.31	0.00	73,078.97
0000335203	INSTRUCTOR BUS TECHNICAL	78,416.00	81,161.60	2,745.60	78,453.90	8,412.91	3,016.00	89,882.81
0000354250	*BUS OPERATOR	41,600.00	41,600.00	0.00	20,924.08	3,486.60	0.00	24,410.68
0000333341	SUPV BUS MAINTENANCE	64,500.80	68,785.60	4,284.80	67,529.36	36,458.81	2,108.68	106,096.85
0000302116	SUPT CONTROL CENTER	112,113.56	116,037.74	3,924.18	106,706.76	0.00	6,525.64	113,232.40
0000321480	*RAIL OPERATOR	52,187.20	56,888.00	4,700.80	63,481.50	13,400.57	875.20	77,757.27
0000348021	*BUS OPERATOR	40,705.60	49,233.60	8,528.00	46,168.58	12,140.91	523.92	58,833.41
0000322221	*RAIL STATION CLEANER	35,672.00	39,416.00	3,744.00	34,731.81	3,803.85	3,855.53	42,391.19
0000352434	LEAVE & ABSENTEEISM ADMN	77,625.34	77,625.34	0.00	69,286.95	0.00	0.00	69,286.95
0000351001	REDUCED FARE REPRESENTATIVE	37,693.50	39,019.50	1,326.00	37,756.38	745.15	0.00	38,501.53
0000331399	*BUS OPERATOR	52,187.20	56,888.00	4,700.80	58,126.84	12,714.66	1,969.20	72,810.70
0000320485	SUPV BUS TRANSPORTATION	70,324.80	74,984.00	4,659.20	71,360.30	18,608.90	10,143.00	100,112.20
0000343789	*BUS OPERATOR	48,380.80	56,888.00	8,507.20	56,311.52	10,371.37	1,655.68	68,338.57
0000341082	*RAIL STATION CLEANER	35,672.00	39,416.00	3,744.00	29,107.62	1,384.60	3,241.41	33,733.63
0000303390	*SERVICEPERSON I	40,476.80	44,740.80	4,264.00	50,579.52	39,763.49	3,564.48	93,907.49
0000346169	*JOURNEYMAN TRACK MAINTAINER	55,536.00	62,004.80	6,468.80	65,547.59	9,099.88	0.00	74,647.47
0000348010	SUPV BUS MAINTENANCE	59,571.20	64,771.20	5,200.00	61,663.97	10,587.15	0.00	72,251.12
0000342206	*RAIL STATION CLEANER	35,672.00	39,416.00	3,744.00	39,867.40	397.95	1,898.80	42,164.15
0000354426	*BUS OPERATOR	41,600.00	41,600.00	0.00	19,264.42	3,008.70	0.00	22,273.12
0000349892	*BUS OPERATOR	36,899.20	45,406.40	8,507.20	45,473.35	13,036.24	873.20	59,382.79
0000350119	*BUS OPERATOR	36,899.20	45,406.40	8,507.20	29,321.92	5,195.16	320.00	34,837.08

METROPOLITAN ATLANTA RAPID TRANSIT AUTHORITY (MARTA)
MARTOC REPORT

EE NUMBER	TITLE	FY 23 BASE SALARY	FY 24 BASE SALARY	DIFFERENCE +/-	REGULAR EARNINGS	OVERTIME EARNINGS	OTHER EARNINGS	TOTAL EARNINGS
0000342737	DIVISION DISPATCHER	48,380.80	65,270.40	16,889.60	60,890.98	10,199.84	0.00	71,090.82
0000331662	INSTRUCTOR BUS OPERATIONS (DATE LAST EMPLOYED 14-Feb-2024)	70,657.60	70,657.60	0.00	47,070.48	8,356.62	8,538.02	63,965.12
0000344908	*BUS OPERATOR	44,532.80	53,081.60	8,548.80	56,831.62	13,636.29	468.30	70,936.21
0000333046	*BUS OPERATOR	52,187.20	56,888.00	4,700.80	56,100.06	2,998.98	3,027.04	62,126.08
0000346233	*JOURNEYMAN TRACK MAINTAINER	55,536.00	62,004.80	6,468.80	63,379.12	5,724.08	0.00	69,103.20
0000354139	MAINTENANCE PLANNER BUS	69,056.00	69,056.00	0.00	36,335.31	2,373.18	0.00	38,708.49
0000304714	MAINTENANCE PLANNER-RAIL	70,179.20	72,654.40	2,475.20	70,131.20	519.04	0.00	70,650.24
0000351786	VIDEO EVIDENCE COORDINATOR (DATE LAST EMPLOYED 15-Nov-2023)	56,452.50	56,452.50	0.00	23,505.54	0.00	1,628.73	25,134.27
0000354432	*BUS OPERATOR	41,600.00	41,600.00	0.00	19,128.81	4,513.80	0.00	23,642.61
0000305191	*SERVICEPERSON I	40,476.80	44,740.80	4,264.00	49,373.89	8,202.76	0.00	57,576.65
0000347430	*REPROGRAPHICS SPEC II	39,603.20	44,886.40	5,283.20	42,287.58	0.00	1,279.52	43,567.10
0000343712	BUILDING MAINT SPEC I	48,613.50	50,329.50	1,716.00	48,787.76	963.52	0.00	49,751.28
0000347936	*SERVICEPERSON IV	42,702.40	46,446.40	3,744.00	48,418.06	153.73	178.64	48,750.43
0000334988	*BUS OPERATOR (DATE LAST EMPLOYED 07-Nov-2023)	52,187.20	56,888.00	4,700.80	21,466.47	2,128.28	2,007.20	25,601.95
0000349162	*BUS OPERATOR	36,899.20	45,406.40	8,507.20	49,551.94	14,693.48	0.00	64,245.42
0000315243	*BUS OPERATOR	52,707.20	57,928.00	5,220.80	62,742.53	31,574.24	3,241.61	97,558.38
0000335377	*SERVICEPERSON I	39,956.80	43,700.80	3,744.00	45,823.70	772.15	0.00	46,595.85
0000323415	*RAIL OPERATOR	52,187.20	56,888.00	4,700.80	62,210.74	21,610.38	3,245.84	87,066.96
0000320655	*BUS OPERATOR	52,187.20	56,888.00	4,700.80	61,025.49	22,454.95	0.00	83,480.44
0000342976	*BUS OPERATOR	48,380.80	56,888.00	8,507.20	41,852.70	6,736.52	3,089.83	51,679.05
0000348421	*BUS OPERATOR	36,899.20	45,406.40	8,507.20	45,881.05	12,462.70	0.00	58,343.75
0000335493	TRANSIT POLICE SERGEANT	77,230.40	83,137.60	5,907.20	20,335.27	94,352.82	79,339.57	194,027.66
0000347383	TRANSIT POLICE OFFICER SPECIAL	59,924.80	64,521.60	4,596.80	32,074.87	56,039.96	42,109.73	130,224.56
0000303099	*BUS OPERATOR	52,707.20	57,928.00	5,220.80	63,588.00	18,451.86	0.00	82,039.86
0000348692	PROJECT MANAGER I (DATE LAST EMPLOYED 12-Sep-2023)	89,805.30	89,805.30	0.00	20,724.37	0.00	5,239.57	25,963.94
0000316471	*MATERIAL CONTROLLER	53,185.60	56,929.60	3,744.00	57,774.52	27,125.38	3,158.38	88,058.28
0000323657	*BUS OPERATOR	52,187.20	56,888.00	4,700.80	58,828.84	5,749.50	475.07	65,053.41
0000321978	BREEZE MEDIA DIST AGENT	57,037.50	59,046.00	2,008.50	57,097.43	3,595.23	5,265.00	65,957.66
0000321040	*JOURNEYMAN RAIL CAR MECHANIC	57,324.80	62,004.80	4,680.00	62,990.80	3,040.62	400.00	66,431.42
0000316314	MGR SAFETY	104,949.00	134,550.00	29,601.00	111,342.93	391.88	16,739.55	128,474.36
0000336160	DIR ENVIRON HEALTH & SAFETY	147,000.36	152,145.50	5,145.14	146,785.34	0.00	5,653.88	152,439.22
0000345549	TRAINING & DEVELOPMENT SPEC	65,402.48	67,691.78	2,289.30	65,110.35	0.00	251.55	65,361.90
0000320314	SUPV BUS MAINTENANCE	65,790.40	70,158.40	4,368.00	68,310.75	14,269.81	3,416.04	85,996.60
0000328461	SUPT RAIL CAR MAINT	85,933.38	88,941.06	3,007.68	85,895.54	0.00	0.00	85,895.54

METROPOLITAN ATLANTA RAPID TRANSIT AUTHORITY (MARTA)
MARTOC REPORT

EE NUMBER	TITLE	FY 23 BASE SALARY	FY 24 BASE SALARY	DIFFERENCE +/-	REGULAR EARNINGS	OVERTIME EARNINGS	OTHER EARNINGS	TOTAL EARNINGS
0000351612	*JOURNEYMAN BUS TECHNICIAN	49,732.80	57,491.20	7,758.40	55,834.64	2,415.11	400.00	58,649.75
0000353776	*BUS OPERATOR	41,600.00	41,600.00	0.00	27,152.65	4,200.30	0.00	31,352.95
0000314986	SUPV CAR REPAIR INSPECTION	63,856.00	69,409.60	5,553.60	66,902.70	8,043.50	4,912.00	79,858.20
0000319718	AUDITOR III	89,343.54	92,470.82	3,127.28	89,268.91	0.00	6,872.58	96,141.49
0000333469	SUPV BUS MAINTENANCE	68,411.20	72,945.60	4,534.40	71,989.02	39,510.57	0.00	111,499.59
0000329112	BUYER PLANNER III	84,435.52	87,390.94	2,955.42	84,396.76	0.00	0.00	84,396.76
0000320105	CONTRACT EMP PT POLICE OFFICER	0.00	0.00	0.00	-63,763.09	104,299.58	104,153.55	144,690.04
0000303175	*MATERIAL CONTROLLER LEAD	55,348.80	59,612.80	4,264.00	62,651.66	6,279.17	0.00	68,930.83
0000353613	SUPV CUSTOMER SERVICES CENTER	72,455.24	72,455.24	0.00	48,521.00	0.00	0.00	48,521.00
0000324897	DIR EXEC OFFICE ADMIN & ASST	174,720.52	180,835.98	6,115.46	174,519.66	0.00	24,865.90	199,385.56
0000334345	*BUS OPERATOR (DATE LAST EMPLOYED 31-Oct-2023)	52,187.20	56,888.00	4,700.80	22,599.91	4,026.80	0.00	26,626.71
0000344664	MECHANICAL ENGINEER VI	90,041.12	93,192.58	3,151.46	89,994.41	0.00	7,273.48	97,267.89
0000350344	*BUS OPERATOR (DATE LAST EMPLOYED 18-Mar-2024)	36,899.20	41,600.00	4,700.80	37,612.81	7,199.89	0.00	44,812.70
0000347870	*BUS OPERATOR	40,705.60	49,233.60	8,528.00	50,501.04	25,520.42	1,360.96	77,382.42
0000351535	*JOURNEYMAN TRACK MAINTAINER	49,732.80	58,552.00	8,819.20	62,664.85	15,212.12	0.00	77,876.97
0000351791	DIR POLICY PLANNING (DATE LAST EMPLOYED 28-Jun-2024)	159,705.26	159,705.26	0.00	159,106.29	0.00	0.00	159,106.29
0000353773	*BUS OPERATOR (DATE LAST EMPLOYED 17-Apr-2024)	41,600.00	41,600.00	0.00	20,839.54	4,433.40	0.00	25,272.94
0000303198	*RAIL OPERATOR	52,707.20	57,928.00	5,220.80	67,728.32	60,731.83	0.00	128,460.15
0000344568	*BUS OPERATOR	48,380.80	56,888.00	8,507.20	52,976.13	19,064.91	191.90	72,232.94
0000332477	DEPUTY CHIEF LEGAL COUNSEL	204,117.94	218,385.44	14,267.50	206,857.78	0.00	0.00	206,857.78
0000343087	*BUS OPERATOR	41,600.00	41,600.00	0.00	42,843.33	6,371.02	160.00	49,374.35
0000352726	*BUS OPERATOR	41,600.00	41,600.00	0.00	38,205.20	5,853.12	0.00	44,058.32
0000352770	*SECRETARY (N8)	38,105.60	38,105.60	0.00	33,036.50	18,466.51	0.00	51,503.01
0000331053	ACCOUNTING SPECIALIST II	51,519.00	53,332.50	1,813.50	51,517.32	0.00	2,377.81	53,895.13
0000337235	TRANSIT POLICE SERGEANT	75,816.00	86,465.60	10,649.60	27,362.18	66,742.48	53,841.81	147,946.47
0000340066	*BUS OPERATOR	52,187.20	56,888.00	4,700.80	43,220.03	2,200.50	3,013.07	48,433.60
0000342820	OPEN RECORDS ADMINISTRATOR	78,409.50	82,816.50	4,407.00	79,053.59	0.00	6,031.50	85,085.09
0000351616	*JOURNEYMAN BUS TECHNICIAN (DATE LAST EMPLOYED 08-Dec-2023)	49,732.80	54,412.80	4,680.00	20,738.68	1,383.74	573.84	22,696.26
0000334471	*BUS OPERATOR	52,187.20	56,888.00	4,700.80	59,168.42	36,135.87	5,851.34	101,155.63
0000347409	*JOURNEYMAN TRACK MAINTAINER	54,308.80	60,216.00	5,907.20	47,136.32	5,855.32	0.00	52,991.64
0000354439	SR SOLUTIONS ARCHITECT	107,266.64	107,266.64	0.00	43,448.81	0.00	0.00	43,448.81
0000304979	*JOURNEYMAN RAIL CAR MECHANIC	57,844.80	63,044.80	5,200.00	72,557.56	78,922.97	400.00	151,880.53
0000324186	*JOURNEYMAN SUPPORT EQUIPMENT	57,324.80	62,004.80	4,680.00	65,490.99	4,569.80	400.00	70,460.79
0000332755	SUPV RAIL LINE	66,414.40	70,824.00	4,409.60	68,717.02	16,204.85	0.00	84,921.87

METROPOLITAN ATLANTA RAPID TRANSIT AUTHORITY (MARTA)
MARTOC REPORT

EE NUMBER	TITLE	FY 23 BASE SALARY	FY 24 BASE SALARY	DIFFERENCE +/-	REGULAR EARNINGS	OVERTIME EARNINGS	OTHER EARNINGS	TOTAL EARNINGS
0000351652	SVC DESK SUPPORT AGENT	46,273.50	47,911.50	1,638.00	46,173.02	71.20	0.00	46,244.22
0000348157	CONTRACT SPECIALIST III	82,400.24	85,284.42	2,884.18	85,440.73	0.00	0.00	85,440.73
0000304128	CHF FINANCIAL OFFICER	241,067.58	310,500.32	69,432.74	265,992.34	0.00	24,570.55	290,562.89
0000335329	*BUS OPERATOR	52,187.20	56,888.00	4,700.80	59,786.15	17,385.32	0.00	77,171.47
0000344127	PROTECTIVE SPEC POLICE CADET	45,926.40	47,548.80	1,622.40	48,572.40	3,761.04	4,520.88	56,854.32
0000342637	SR COST ESTIMATOR	100,244.04	103,752.74	3,508.70	100,152.89	0.00	0.00	100,152.89
0000351177	*CUSTOMER INFORMATION OPERATOR	32,406.40	38,105.60	5,699.20	37,768.98	2,963.84	0.00	40,732.82
0000330454	*RAIL STATION CLEANER	35,672.00	39,416.00	3,744.00	40,993.70	13,472.37	0.00	54,466.07
0000330923	TRANSIT POLICE CORPORAL	72,883.20	78,478.40	5,595.20	38,880.40	77,558.80	53,323.84	169,763.04
0000335515	*JOURNEYMAN ET-RAIL CAR MAINT	57,324.80	62,004.80	4,680.00	65,016.12	13,723.49	675.60	79,415.21
0000316222	*JOURNEYMAN MACHINIST	57,324.80	63,044.80	5,720.00	69,704.42	28,594.95	400.00	98,699.37
0000315747	CONTRACT EMP PT POLICE OFFICER	0.00	0.00	0.00	57,364.68	801.90	0.00	58,166.58
0000324011	OFFICE ADMINISTRATOR I	55,799.90	57,753.02	1,953.12	55,776.93	0.00	7,297.49	63,074.42
0000305695	TRANSIT SERVICE SPECIALIST	46,800.00	48,438.00	1,638.00	46,541.00	0.00	5,940.00	52,481.00
0000327739	DEPARTMENT ADMINISTRATOR	68,885.96	83,152.42	14,266.46	74,275.08	0.00	5,189.76	79,464.84
0000344259	*SERVICEPERSON I	39,956.80	43,700.80	3,744.00	45,889.94	6,913.47	0.00	52,803.41
0000343634	*JOURNEYMAN ET-RAIL CAR MAINT	49,732.80	58,552.00	8,819.20	59,225.03	8,247.06	400.00	67,872.09
0000332115	SUPV RAIL LINE	52,187.20	66,747.20	14,560.00	62,037.29	21,328.56	1,204.32	84,570.17
0000349002	*RAIL STATION CLEANER	32,032.00	37,502.40	5,470.40	39,774.04	2,596.34	0.00	42,370.38
0000305674	SUPV APARC SYSTEM (DATE LAST EMPLOYED 01-Nov-2023)	63,955.32	63,955.32	0.00	17,148.90	0.00	10,820.75	27,969.65
0000332124	*BUS OPERATOR	52,187.20	56,888.00	4,700.80	59,004.48	21,262.30	2,990.88	83,257.66
0000324947	*JOURNEYMAN ET-RADIO MAINT	57,324.80	62,004.80	4,680.00	70,550.20	40,902.44	638.48	112,091.12
0000333589	ACCOUNTANT III	82,485.26	85,372.30	2,887.04	80,227.41	0.00	8,565.81	88,793.22
0000344801	*BUS OPERATOR	44,532.80	53,081.60	8,548.80	56,509.30	15,401.02	0.00	71,910.32
0000345895	*JOURNEYMAN BUS TECHNICIAN	54,142.40	58,988.80	4,846.40	63,718.95	23,699.76	400.00	87,818.71
0000336095	*BUS OPERATOR	52,187.20	56,888.00	4,700.80	49,673.64	17,690.38	3,323.23	70,687.25
0000304146	*RAIL OPERATOR	52,707.20	57,928.00	5,220.80	60,952.23	17,919.75	3,837.37	82,709.35
0000333338	HR GENERALIST III-PRF ANALYTIC	77,907.18	80,634.06	2,726.88	77,583.80	0.00	290.92	77,874.72
0000354546	*BUS OPERATOR	41,600.00	41,600.00	0.00	16,682.36	3,467.40	0.00	20,149.76
0000334755	*BUS OPERATOR	52,187.20	56,888.00	4,700.80	50,025.73	2,635.27	3,428.54	56,089.54
0000323713	SUPV RAIL LINE	66,414.40	70,824.00	4,409.60	65,658.83	6,598.79	1,532.64	73,790.26
0000350739	*BUS OPERATOR	36,899.20	41,600.00	4,700.80	47,735.78	14,813.32	586.60	63,135.70
0000340925	*JOURNEYMAN ET-RADIO MAINT	57,324.80	62,004.80	4,680.00	67,808.43	81,923.59	400.00	150,132.02
0000349654	CJIT-CALL TAKER	49,462.40	51,209.60	1,747.20	53,600.27	8,123.62	0.00	61,723.89

METROPOLITAN ATLANTA RAPID TRANSIT AUTHORITY (MARTA)
MARTOC REPORT

EE NUMBER	TITLE	FY 23	FY 24	DIFFERENCE	REGULAR	OVERTIME	OTHER	TOTAL
		BASE SALARY	BASE SALARY	+/-	EARNINGS	EARNINGS	EARNINGS	EARNINGS
0000354144	*BUS OPERATOR	41,600.00	41,600.00	0.00	21,922.71	3,665.70	0.00	25,588.41
0000352133	*BUS OPERATOR	41,600.00	41,600.00	0.00	43,548.44	8,673.68	0.00	52,222.12
0000317428	*SERVICEPERSON I	39,956.80	43,700.80	3,744.00	50,994.56	16,564.68	0.00	67,559.24
0000304080	*RAIL STATION CLEANER	36,192.00	40,456.00	4,264.00	41,660.56	0.00	0.00	41,660.56
0000349692	PARALEGAL	74,353.50	82,816.50	8,463.00	76,603.71	0.00	0.00	76,603.71
0000347381	SOCIAL MEDIA SPECIALIST	68,314.74	70,705.96	2,391.22	69,294.22	0.00	1,051.00	70,345.22
0000350751	*BUS OPERATOR	36,899.20	41,600.00	4,700.80	33,996.59	7,698.82	160.00	41,855.41
0000334167	*BUS OPERATOR	52,187.20	56,888.00	4,700.80	64,025.18	23,856.81	820.96	88,702.95
0000305627	*BUS OPERATOR	52,707.20	57,928.00	5,220.80	57,165.01	9,579.65	3,342.00	70,086.66
0000326726	*BUS OPERATOR (DATE LAST EMPLOYED 01-Jun-2024)	52,187.20	56,888.00	4,700.80	52,365.31	4,609.17	4,923.92	61,898.40
0000329219	*JOURNEYMAN BUS TECHNICIAN	56,451.20	61,131.20	4,680.00	66,545.55	56,433.88	400.00	123,379.43
0000349237	SR DIR CUST EXP INNOVATION	185,400.28	191,889.36	6,489.08	185,249.24	0.00	14,261.58	199,510.82
0000315910	SUPV LIGHT RAIL TRANSPORTATION	62,587.20	66,747.20	4,160.00	64,521.66	6,409.97	0.00	70,931.63
0000308759	DIR CIP BUDGET	154,500.32	159,908.06	5,407.74	153,790.04	0.00	10,101.96	163,892.00
0000321365	RAIL SERVICES CONTROLLER	89,918.40	93,080.00	3,161.60	91,234.54	4,185.99	0.00	95,420.53
0000335047	TRANSIT POLICE SERGEANT	77,230.40	83,137.60	5,907.20	80,898.00	36,252.77	9,676.96	126,827.73
0000316650	DIVISION DISPATCHER	70,928.00	75,628.80	4,700.80	73,673.45	20,259.67	1,977.80	95,910.92
0000349209	*JOURNEYMAN BUS TECHNICIAN	52,811.20	58,822.40	6,011.20	63,838.88	6,346.16	400.00	70,585.04
0000334973	SUPT BUS TRANSPORTATION	78,432.90	81,178.24	2,745.34	76,332.07	0.00	5,989.39	82,321.46
0000321039	*SERVICEPERSON I (A)	40,539.20	44,283.20	3,744.00	45,792.03	5,909.79	0.00	51,701.82
0000304103	TRANSIT POLICE MAJOR	123,145.88	127,456.16	4,310.28	128,038.04	0.00	15,156.42	143,194.46
0000304930	*MATERIAL CONTROLLER	53,705.60	57,969.60	4,264.00	61,738.50	10,590.58	668.88	72,997.96
0000354894	CONTRACT SPECIALIST III	82,800.38	82,800.38	0.00	24,615.45	0.00	0.00	24,615.45
0000305904	SUPT RAIL CAR MAINT	89,956.88	93,105.48	3,148.60	85,758.91	0.00	9,918.36	95,677.27
0000328134	TRANSIT POLICE OFFICER SPECIAL	75,816.00	78,478.40	2,662.40	75,915.38	43,392.40	10,494.86	129,802.64
0000337913	TRANSIT POLICE DETECTIVE	70,075.20	75,441.60	5,366.40	71,440.99	19,988.45	2,153.52	93,582.96
0000334692	*STATION AGENT	46,675.20	50,419.20	3,744.00	52,721.16	6,762.60	0.00	59,483.76
0000316163	SVC DESK SUPPORT AGENT	54,327.00	56,238.00	1,911.00	54,327.65	202.80	0.00	54,530.45
0000323616	*BUS OPERATOR	52,187.20	56,888.00	4,700.80	58,702.95	15,682.11	4,571.98	78,957.04
0000304440	GEN FOREMAN ELECTRICAL POWER	70,512.00	84,303.70	13,791.70	77,194.00	8,459.05	3,235.68	88,888.73
0000336153	*JOURNEYMAN ET-RAIL CAR MAINT	57,324.80	62,004.80	4,680.00	63,763.94	822.61	400.00	64,986.55
0000352119	CONTRACT EMP ADMIN SUPPORT (DATE LAST EMPLOYED 26-Jun-2024)	0.00	0.00	0.00	35,500.20	684.89	0.00	36,185.09
0000351256	CUSTOMER CARE REP	47,989.50	51,168.00	3,178.50	48,266.50	313.71	380.25	48,960.46
0000321899	*BUS OPERATOR	52,187.20	56,888.00	4,700.80	49,934.31	7,229.69	6,522.52	63,686.52
0000341163	*RAIL OPERATOR	52,187.20	56,888.00	4,700.80	60,113.33	18,100.58	2,954.72	81,168.63

METROPOLITAN ATLANTA RAPID TRANSIT AUTHORITY (MARTA)
MARTOC REPORT

EE NUMBER	TITLE	FY 23 BASE SALARY	FY 24 BASE SALARY	DIFFERENCE +/-	REGULAR EARNINGS	OVERTIME EARNINGS	OTHER EARNINGS	TOTAL EARNINGS
0000349070	TRANSIT POLICE OFFICER	53,268.80	57,324.80	4,056.00	40,902.16	31,247.61	21,230.69	93,380.46
0000350121	*BUS OPERATOR	36,899.20	45,406.40	8,507.20	49,275.70	19,071.83	0.00	68,347.53
0000306252	*BUS OPERATOR	52,707.20	57,928.00	5,220.80	65,579.99	33,568.99	0.00	99,148.98
0000333671	*BUS OPERATOR	41,600.00	41,600.00	0.00	28,420.62	12,022.33	0.00	40,442.95
0000331377	(DATE LAST EMPLOYED 20-Apr-2024) ELECTRICAL MAINTENANCE INSPECT	69,108.00	71,545.50	2,437.50	66,903.59	28,398.16	0.00	95,301.75
0000346279	*JOURNEYMAN TRACK MAINTAINER	55,536.00	60,216.00	4,680.00	55,378.11	12,846.60	4,701.40	72,926.11
0000345282	TECHNICAL WRITER	96,501.08	99,878.74	3,377.66	96,416.86	0.00	7,918.04	104,334.90
0000345663	TRANSIT POLICE OFFICER	57,616.00	62,025.60	4,409.60	53,529.52	2,669.34	8,952.70	65,151.56
0000335218	SUPV BUS TRANSPORTATION	68,265.60	72,800.00	4,534.40	67,775.88	10,017.51	2,231.76	80,025.15
0000338762	*BUS OPERATOR	52,187.20	56,888.00	4,700.80	61,176.59	21,180.56	2,220.22	84,577.37
0000339745	*RAIL STATION CLEANER	35,672.00	39,416.00	3,744.00	28,466.41	3,567.86	866.40	32,900.67
0000352262	*BUS OPERATOR	41,600.00	41,600.00	0.00	43,148.31	10,361.36	0.00	53,509.67
0000347160	*BUS OPERATOR	40,705.60	49,233.60	8,528.00	50,105.78	18,565.76	505.84	69,177.38
0000353591	*BUS OPERATOR	41,600.00	41,600.00	0.00	24,225.41	670.50	0.00	24,895.91
0000321841	MGR AUDIT	110,469.84	116,390.56	5,920.72	113,362.67	0.00	6,287.34	119,650.01
0000302037	*BUS OPERATOR	52,707.20	57,928.00	5,220.80	60,275.11	6,378.87	2,330.32	68,984.30
0000340775	SR SAFETY OPS OFFICER BUS/RAIL	105,963.00	109,687.50	3,724.50	116,474.07	1,045.64	0.00	117,519.71
0000302492	*REVENUE AGENT	52,395.20	56,659.20	4,264.00	58,335.59	2,579.92	0.00	60,915.51
0000305660	FOREMAN TRAIN CONTROL	71,864.00	76,627.20	4,763.20	77,844.00	25,070.00	691.00	103,605.00
0000333055	*BUS OPERATOR	36,899.20	45,406.40	8,507.20	50,044.81	27,914.16	0.00	77,958.97
0000354408	*BUS OPERATOR	41,600.00	41,600.00	0.00	17,545.07	5,270.70	0.00	22,815.77
0000348315	*CUSTOMER INFORMATION OPERATOR	34,361.60	41,912.00	7,550.40	38,338.96	2,275.94	2,145.13	42,760.03
0000350551	*RAIL STATION CLEANER	30,180.80	37,502.40	7,321.60	36,995.68	0.00	0.00	36,995.68
0000347981	*RAIL STATION CLEANER	32,032.00	39,416.00	7,384.00	39,994.60	6,712.20	0.00	46,706.80
0000307107	*BUS OPERATOR	36,899.20	45,406.40	8,507.20	27,077.01	15,264.77	1,328.53	43,670.31
0000338760	(DATE LAST EMPLOYED 05-Feb-2024) DISPATCHER RADIO COMMUNICATION	64,334.40	68,598.40	4,264.00	66,617.80	13,087.49	1,732.08	81,437.37
0000315331	*SERVICEPERSON II	40,476.80	44,740.80	4,264.00	36,708.37	32.27	9,136.40	45,877.04
0000335454	SUPV CUSTOMER INFO CENTR	67,833.22	70,207.54	2,374.32	63,388.34	0.00	4,427.70	67,816.04
0000302280	INSTRUCTOR BUS OPERATIONS	83,532.80	86,465.60	2,932.80	77,712.16	0.00	5,783.04	83,495.20
0000348674	*BUS OPERATOR	36,899.20	45,406.40	8,507.20	47,413.30	14,632.19	0.00	62,045.49
0000338233	SUPV BUS MAINTENANCE	58,988.80	64,126.40	5,137.60	60,438.59	16,394.99	0.00	76,833.58
0000347155	SUPV SECURITY TECHNICIAN	82,797.00	85,702.50	2,905.50	89,268.22	4,633.70	6,793.60	100,695.52
0000334415	*STATION AGENT	46,675.20	50,419.20	3,744.00	48,658.80	4,458.42	3,590.76	56,707.98
0000331539	TRANSIT POLICE OFFICER SPECIAL	72,883.20	78,478.40	5,595.20	68,783.29	26,427.14	9,045.06	104,255.49

METROPOLITAN ATLANTA RAPID TRANSIT AUTHORITY (MARTA)
MARTOC REPORT

EE NUMBER	TITLE	FY 23	FY 24	DIFFERENCE	REGULAR	OVERTIME	OTHER	TOTAL
		BASE SALARY	BASE SALARY	+/-	EARNINGS	EARNINGS	EARNINGS	EARNINGS
0000341468	*RAIL OPERATOR	52,187.20	56,888.00	4,700.80	62,933.62	28,645.26	3,113.72	94,692.60
0000354671	DISPATCHER-RAIL TRANSPORTATION	66,747.20	66,747.20	0.00	22,672.82	501.02	0.00	23,173.84
0000326657	*BUS OPERATOR	52,187.20	56,888.00	4,700.80	61,568.67	23,931.72	1,696.16	87,196.55
0000327838	*JOURNEYMAN SUPPORT EQUIPMENT	57,324.80	62,004.80	4,680.00	62,595.01	2,522.81	400.00	65,517.82
0000307043	*SERVICEPERSON I	39,956.80	43,700.80	3,744.00	42,723.74	5,077.17	1,127.06	48,927.97
0000333880	*BUS OPERATOR	52,187.20	56,888.00	4,700.80	58,524.17	15,840.66	3,931.32	78,296.15
0000351030	*BUS OPERATOR (DATE LAST EMPLOYED 02-Dec-2023)	36,899.20	41,600.00	4,700.80	21,405.38	2,706.35	0.00	24,111.73
0000349189	*BUS OPERATOR	36,899.20	45,406.40	8,507.20	48,483.41	14,801.41	160.00	63,444.82
0000335863	*BUS OPERATOR	52,187.20	56,888.00	4,700.80	63,955.78	29,320.36	2,136.28	95,412.42
0000329418	*JOURNEYMAN RAIL CAR MECHANIC	57,324.80	62,004.80	4,680.00	63,394.38	358.65	400.00	64,153.03
0000353283	COMMUNICATIONS COORD IOC	58,406.40	58,406.40	0.00	43,464.00	1,234.42	0.00	44,698.42
0000343386	*BUS OPERATOR	48,380.80	56,888.00	8,507.20	44,295.18	9,596.09	0.00	53,891.27
0000350038	APARC MAINT ADMINISTRATOR	76,835.98	79,525.42	2,689.44	76,507.70	0.00	295.53	76,803.23
0000335879	TRANSIT POLICE OFFICER	64,812.80	69,763.20	4,950.40	68,283.79	21,276.02	2,492.80	92,052.61
0000322124	DIVISION DISPATCHER	70,324.80	74,984.00	4,659.20	66,896.67	1,947.63	9,449.43	78,293.73
0000343953	*BUS OPERATOR	48,380.80	56,888.00	8,507.20	39,500.48	4,340.34	3,770.32	47,611.14
0000349858	SR IT PROGRAM MANAGER	130,000.26	134,550.52	4,550.26	129,866.36	0.00	5,000.01	134,866.37
0000351006	*SERVICEPERSON I	36,212.80	42,016.00	5,803.20	44,302.03	1,630.06	0.00	45,932.09
0000303705	DIR RISK MANAGEMENT	148,950.88	154,164.40	5,213.52	148,842.17	0.00	5,728.89	154,571.06
0000331923	*LIGHT RAIL OPERATOR	44,532.80	53,081.60	8,548.80	56,741.38	12,122.58	0.00	68,863.96
0000341705	*BUS OPERATOR	52,187.20	56,888.00	4,700.80	61,452.32	7,559.48	0.00	69,011.80
0000351762	MEDIA COMMUNICATIONS SPEC	75,000.12	77,625.34	2,625.22	75,056.19	0.00	5,073.10	80,129.29
0000340896	*JOURNEYMAN RAIL CAR MECHANIC	57,324.80	62,004.80	4,680.00	62,899.65	703.00	400.00	64,002.65
0000348790	ADMINISTRATIVE ASSISTANT	42,295.50	42,295.50	0.00	23,882.66	0.00	0.00	23,882.66
0000302079	*BUS OPERATOR	52,707.20	57,928.00	5,220.80	60,176.71	9,165.49	0.00	69,342.20
0000342923	*JOURNEYMAN ELEC POWER ELECT	57,324.80	62,004.80	4,680.00	66,668.11	72,347.35	400.00	139,415.46
0000326209	*JOURNEYMAN RAIL CAR MECHANIC	58,552.00	58,552.00	0.00	38,952.86	855.08	400.00	40,207.94
0000332664	SUPV RAIL LINE	67,059.20	71,510.40	4,451.20	68,967.77	29,629.68	4,513.60	103,111.05
0000349274	*JOURNEYMAN ELEC POWER ELECT	53,872.00	58,988.80	5,116.80	66,768.12	34,335.00	400.00	101,503.12
0000343334	SR OCCUP MED SVCS SPEC	59,125.56	74,029.80	14,904.24	69,386.37	0.00	6,043.78	75,430.15
0000340734	SUPV CAR REPAIR INSPECTION	64,480.00	68,744.00	4,264.00	60,519.89	5,574.66	3,348.00	69,442.55
0000332670	*BUS OPERATOR	52,187.20	56,888.00	4,700.80	62,895.21	24,583.20	0.00	87,478.41
0000349637	*BUS OPERATOR	36,899.20	45,406.40	8,507.20	24,585.69	3,015.68	0.00	27,601.37
0000350850	*BUS OPERATOR	36,899.20	45,406.40	8,507.20	49,568.25	12,124.38	0.00	61,692.63
0000330977	*BUS OPERATOR	52,187.20	56,888.00	4,700.80	54,365.52	7,076.30	3,337.95	64,779.77

METROPOLITAN ATLANTA RAPID TRANSIT AUTHORITY (MARTA)
MARTOC REPORT

EE NUMBER	TITLE	FY 23 BASE SALARY	FY 24 BASE SALARY	DIFFERENCE +/-	REGULAR EARNINGS	OVERTIME EARNINGS	OTHER EARNINGS	TOTAL EARNINGS
0000335144	*SERVICEPERSON I	39,956.80	43,700.80	3,744.00	46,841.88	7,105.59	321.76	54,269.23
0000347396	*BUS OPERATOR	40,705.60	49,233.60	8,528.00	47,158.24	10,393.78	3,457.57	61,009.59
0000354138	*BUS OPERATOR (DATE LAST EMPLOYED 12-Jun-2024)	41,600.00	41,600.00	0.00	22,520.83	1,055.10	0.00	23,575.93
0000323244	*BUS OPERATOR	52,187.20	56,888.00	4,700.80	56,452.82	11,798.67	3,282.00	71,533.49
0000321143	*JOURNEYMAN TRACK MAINTAINER	57,324.80	62,004.80	4,680.00	66,301.19	591.84	0.00	66,893.03
0000335302	*BUS OPERATOR	52,187.20	56,888.00	4,700.80	49,386.36	949.69	4,467.78	54,803.83
0000329827	*BUS OPERATOR (DATE LAST EMPLOYED 29-Mar-2024)	52,187.20	56,888.00	4,700.80	47,261.26	6,502.20	1,459.29	55,222.75
0000334628	MGR ENG REL & BUS MAINTENANCE	121,425.20	125,675.16	4,249.96	121,343.81	0.00	4,981.55	126,325.36
0000350445	*BUS OPERATOR	36,899.20	45,406.40	8,507.20	46,325.22	10,336.41	640.00	57,301.63
0000320480	TRANSIT POLICE LIEUTENANT	83,532.80	90,417.60	6,884.80	91,402.64	40,782.02	5,775.68	137,960.34
0000336510	*BUS OPERATOR	52,187.20	56,888.00	4,700.80	106,176.31	10,557.45	0.00	116,733.76
0000340094	*BUS OPERATOR	52,187.20	56,888.00	4,700.80	61,425.05	18,202.06	1,094.00	80,721.11
0000304105	QUALITY CONTROL INSPECTOR	77,824.50	80,554.50	2,730.00	72,377.29	0.00	15,545.06	87,922.35
0000349004	*SERVICEPERSON I	38,272.00	43,700.80	5,428.80	45,967.17	5,118.72	0.00	51,085.89
0000315525	*JOURNEYMAN ET-TELEPHONE MAINT	57,324.80	63,044.80	5,720.00	62,650.38	13,708.19	3,067.28	79,425.85
0000348234	*JOURNEYMAN TRACK MAINTAINER	53,872.00	60,216.00	6,344.00	63,620.53	9,032.27	0.00	72,652.80
0000335116	*BUS OPERATOR	52,187.20	56,888.00	4,700.80	54,092.65	1,266.92	2,352.56	57,712.13
0000336456	SAFETY OPERATIONAL OFFICER	70,531.50	86,950.50	16,419.00	73,511.83	22,837.69	2,351.06	98,700.58
0000303714	CUSTOMER ENGAGEMENT MANAGER	101,189.14	104,730.86	3,541.72	115,742.38	0.00	13,881.11	129,623.49
0000321301	*SERVICEPERSON IV	42,702.40	46,446.40	3,744.00	52,193.08	12,182.35	0.00	64,375.43
0000312501	FARE COLLECTION COORDINATOR OP	61,932.00	64,116.00	2,184.00	61,918.29	0.00	0.00	61,918.29
0000337723	*JOURNEYMAN ET-TELEPHONE MAINT	57,324.80	62,004.80	4,680.00	68,679.02	14,110.45	400.00	83,189.47
0000327313	*JOURNEYMAN RAIL CAR MECHANIC	57,324.80	62,004.80	4,680.00	68,608.27	12,609.43	400.00	81,617.70
0000318947	*RAIL OPERATOR	52,187.20	56,888.00	4,700.80	56,454.69	12,166.17	3,394.08	72,014.94
0000353424	IT BUSINESS ANALYST II	78,005.46	78,005.46	0.00	54,842.49	0.00	289.88	55,132.37
0000330296	*JOURNEYMAN ET-TRAIN CONTROL	57,324.80	62,004.80	4,680.00	54,628.37	0.00	7,322.66	61,951.03
0000341951	HR INFO SYSTEMS SPEC II	49,257.00	59,446.40	10,189.40	53,346.14	0.00	0.00	53,346.14
0000336901	*BUS OPERATOR	52,187.20	56,888.00	4,700.80	30,006.23	8,560.16	0.00	38,566.39
0000316969	TRANSIT POLICE CORPORAL (DATE LAST EMPLOYED 02-Feb-2024)	75,816.00	75,816.00	0.00	50,349.68	10,305.70	12,632.71	73,288.09
0000332724	*JOURNEYMAN ET-TRAIN CONTROL	57,324.80	62,004.80	4,680.00	65,047.20	18,886.41	400.00	84,333.61
0000342881	*BUS OPERATOR (DATE LAST EMPLOYED 23-May-2024)	48,380.80	56,888.00	8,507.20	64,786.50	25,808.64	218.80	90,813.94
0000314192	*BUS OPERATOR	52,187.20	56,888.00	4,700.80	49,184.92	5,281.51	8,316.24	62,782.67
0000306004	CONTRACT SUPV OPERATIONS	0.00	0.00	0.00	18,294.72	2,136.39	0.00	20,431.11
0000335580	*BUS OPERATOR	52,187.20	56,888.00	4,700.80	53,102.06	10,850.70	4,383.94	68,336.70

METROPOLITAN ATLANTA RAPID TRANSIT AUTHORITY (MARTA)
MARTOC REPORT

EE NUMBER	TITLE	FY 23 BASE SALARY	FY 24 BASE SALARY	DIFFERENCE +/-	REGULAR EARNINGS	OVERTIME EARNINGS	OTHER EARNINGS	TOTAL EARNINGS
0000334665	*BUS OPERATOR	52,187.20	56,888.00	4,700.80	45,526.08	7,065.37	1,405.04	53,996.49
0000326786	*BUS OPERATOR	52,187.20	56,888.00	4,700.80	60,114.50	8,222.80	0.00	68,337.30
0000336231	DIR LEARNING & DEVELOPMENT	136,833.06	141,622.26	4,789.20	136,687.19	0.00	8,139.82	144,827.01
0000343064	DISPATCHER-RAIL TRANSPORTATION	62,587.20	66,747.20	4,160.00	63,281.09	13,871.22	3,129.36	80,281.67
0000351097	*SERVICEPERSON I (DATE LAST EMPLOYED 28-Dec-2023)	36,212.80	42,016.00	5,803.20	23,194.83	1,370.64	0.00	24,565.47
0000322817	DIVISION DISPATCHER	64,334.40	68,598.40	4,264.00	68,720.71	7,182.68	61.86	75,965.25
0000345741	*STATION AGENT	44,532.80	46,176.00	1,643.20	33,432.92	17,105.70	0.00	50,538.62
0000350723	*BUS OPERATOR	36,899.20	41,600.00	4,700.80	45,655.72	8,318.36	0.00	53,974.08
0000348816	*BUS OPERATOR	36,899.20	45,406.40	8,507.20	47,957.35	13,185.39	1,222.48	62,365.22
0000351658	TRANSIT POLICE OFFICER	51,230.40	55,140.80	3,910.40	53,201.10	5,789.82	0.00	58,990.92
0000342615	TRANSIT POLICE OFFICER SPECIAL	53,268.80	59,633.60	6,364.80	53,779.79	10,953.53	4,959.57	69,692.89
0000349914	TRANSIT POLICE OFFICER	41,600.00	53,040.00	11,440.00	36,773.20	10,840.00	8,920.00	56,533.20
0000335556	SUPV BUS TRANSPORTATION	64,334.40	68,598.40	4,264.00	66,633.95	18,033.00	5,552.25	90,219.20
0000330613	*JOURNEYMAN ET-RADIO MAINT	57,324.80	62,004.80	4,680.00	69,165.85	32,296.44	400.00	101,862.29
0000343681	*BUS OPERATOR	48,380.80	56,888.00	8,507.20	60,004.14	26,618.89	0.00	86,623.03
0000326484	RAIL SERVICES CONTROLLER	97,531.20	97,531.20	0.00	53,934.53	0.00	2,321.52	56,256.05
0000351653	*BUS OPERATOR	36,899.20	41,600.00	4,700.80	46,721.93	7,078.59	0.00	53,800.52
0000341878	*RAIL OPERATOR	52,187.20	56,888.00	4,700.80	62,074.61	15,749.58	437.60	78,261.79
0000351233	*BUS OPERATOR	36,899.20	41,600.00	4,700.80	47,886.60	15,276.11	0.00	63,162.71
0000353586	MEDIA SALES REP	31,200.00	31,200.00	0.00	21,006.25	741.65	0.00	21,747.90
0000335267	SR TECH PROJECT MANAGER	127,131.42	131,581.06	4,449.64	127,188.12	0.00	1,466.91	128,655.03
0000304711	TRANSIT POLICE OFFICER	72,883.20	75,441.60	2,558.40	55,333.13	41,821.48	24,090.34	121,244.95
0000348053	PROTECTIVE SPEC POLICE CADET (DATE LAST EMPLOYED 03-May-2024)	43,264.00	43,264.00	0.00	27,996.40	17,694.00	14,610.87	60,301.27
0000337439	*BUS OPERATOR	52,187.20	56,888.00	4,700.80	62,249.76	20,106.73	0.00	82,356.49
0000348392	*BUS OPERATOR	36,899.20	45,406.40	8,507.20	47,737.84	9,056.21	0.00	56,794.05
0000338230	TRANSIT POLICE CORPORAL (DATE LAST EMPLOYED 12-Jan-2024)	70,075.20	70,075.20	0.00	17,127.98	21,543.51	29,204.16	67,875.65
0000341115	CJIT-POLICE DISPATCHER	56,451.20	58,427.20	1,976.00	67,764.26	36,793.24	2,931.12	107,488.62
0000348397	*BUS OPERATOR	36,899.20	41,600.00	4,700.80	49,270.71	30,967.39	0.00	80,238.10
0000304893	*JOURNEYMAN ELEC POWER ELECT (DATE LAST EMPLOYED 05-Jan-2024)	57,844.80	63,044.80	5,200.00	34,738.15	2,993.06	8,589.28	46,320.49
0000322980	*JOURNEYMAN BUS TECHNICIAN	56,451.20	61,131.20	4,680.00	68,623.01	28,532.85	400.00	97,555.86
0000349907	*BUS OPERATOR	41,600.00	41,600.00	0.00	16,101.25	4,123.80	0.00	20,225.05
0000319963	BUYER PLANNER III (DATE LAST EMPLOYED 01-Jun-2024)	85,647.90	85,647.90	0.00	82,314.22	0.00	29,154.55	111,468.77
0000352598	*BUS OPERATOR	41,600.00	41,600.00	0.00	39,271.90	6,589.04	0.00	45,860.94
0000351406	REVENUE OPERATIONS CONTROLLER	69,804.02	72,247.24	2,443.22	69,860.22	0.00	0.00	69,860.22

METROPOLITAN ATLANTA RAPID TRANSIT AUTHORITY (MARTA)
MARTOC REPORT

EE NUMBER	TITLE	FY 23 BASE SALARY	FY 24 BASE SALARY	DIFFERENCE +/-	REGULAR EARNINGS	OVERTIME EARNINGS	OTHER EARNINGS	TOTAL EARNINGS
0000305676	*JOURNEYMAN BUS TECHNICIAN	56,971.20	62,171.20	5,200.00	61,379.52	830.29	1,834.72	64,044.53
0000331045	*SERVICEPERSON I (A)	40,539.20	44,283.20	3,744.00	41,034.63	0.00	3,619.30	44,653.93
0000305498	*BUS OPERATOR	52,707.20	57,928.00	5,220.80	58,287.97	6,579.66	2,816.08	67,683.71
0000350601	*BUS OPERATOR (DATE LAST EMPLOYED 18-Nov-2023)	36,899.20	41,600.00	4,700.80	19,884.49	6,761.35	0.00	26,645.84
0000332250	*BUS OPERATOR	52,187.20	56,888.00	4,700.80	61,337.64	9,085.31	0.00	70,422.95
0000353905	*BUS OPERATOR	41,600.00	41,600.00	0.00	27,494.67	4,912.80	0.00	32,407.47
0000341799	*BUS OPERATOR	52,187.20	56,888.00	4,700.80	56,174.76	3,713.25	3,008.96	62,896.97
0000348445	QA SPECIALIST	67,080.26	69,428.32	2,348.06	67,035.97	0.00	1,720.01	68,755.98
0000329574	*BUS OPERATOR	52,187.20	56,888.00	4,700.80	61,075.90	18,650.98	0.00	79,726.88
0000349508	SUPPORT ANALYST II	46,273.50	61,132.24	14,858.74	54,280.91	60.46	5,071.96	59,413.33
0000304954	*SERVICEPERSON IV	43,222.40	47,486.40	4,264.00	50,166.02	12,541.21	0.00	62,707.23
0000348366	SUPT STATION ZONE SERVICES	78,923.00	81,685.50	2,762.50	78,353.68	226.80	0.00	78,580.48
0000326540	*JOURNEYMAN RAIL CAR MECHANIC	49,732.80	58,552.00	8,819.20	57,543.24	168.90	400.00	58,112.14
0000323584	*BUS OPERATOR	52,187.20	56,888.00	4,700.80	54,674.29	11,733.03	0.00	66,407.32
0000349535	*RAIL OPERATOR	36,899.20	45,406.40	8,507.20	48,147.91	16,133.87	0.00	64,281.78
0000337477	*BUS OPERATOR	52,187.20	56,888.00	4,700.80	62,748.11	16,010.47	0.00	78,758.58
0000347242	SR REDUCED FARE REPRESENTATIVE	38,161.50	46,156.50	7,995.00	41,991.23	2,804.51	0.00	44,795.74
0000305723	*JOURNEYMAN ET-RADIO MAINT	57,844.80	63,044.80	5,200.00	69,635.55	46,613.46	400.00	116,649.01
0000342134	SUPV CAR REPAIR INSPECTION	62,608.00	68,057.60	5,449.60	64,485.50	6,622.18	5,418.00	76,525.68
0000352011	*SERVICEPERSON I	36,212.80	39,956.80	3,744.00	31,550.48	742.00	0.00	32,292.48
0000340067	DISPATCHER RADIO COMMUNICATION	52,187.20	62,774.40	10,587.20	58,150.46	6,343.70	401.44	64,895.60
0000339179	*BUS OPERATOR	52,187.20	56,888.00	4,700.80	36,923.58	12,260.77	1,258.56	50,442.91
0000330969	SUPT BUS TRANSPORTATION	77,897.30	80,623.92	2,726.62	77,150.16	0.00	8,334.25	85,484.41
0000337435	*BUS OPERATOR	52,187.20	56,888.00	4,700.80	43,510.75	10,128.49	4,130.31	57,769.55
0000304071	*REVENUE AGENT	52,395.20	56,659.20	4,264.00	61,151.93	5,031.76	0.00	66,183.69
0000303293	CONTRACT PROFESSIONAL	0.00	0.00	0.00	66,228.50	0.00	0.00	66,228.50
0000320835	CLAIMS ADJUSTER III-WKRS COMP (DATE LAST EMPLOYED 01-Jan-2024)	79,769.82	79,769.82	0.00	39,850.97	0.00	17,322.33	57,173.30
0000331380	*JOURNEYMAN RAIL CAR MECHANIC	57,324.80	62,004.80	4,680.00	69,038.38	46,145.24	400.00	115,583.62
0000346422	*SERVICEPERSON IV	42,702.40	46,446.40	3,744.00	49,286.98	10,177.53	0.00	59,464.51
0000353402	*BUS OPERATOR	41,600.00	41,600.00	0.00	27,856.43	2,397.41	0.00	30,253.84
0000355103	PROCUREMENT ANALYST	79,695.20	79,695.20	0.00	20,730.82	0.00	0.00	20,730.82
0000306272	MGR OPERATING & CAPITAL BUDGET	121,150.38	125,390.72	4,240.34	120,618.70	0.00	5,112.04	125,730.74
0000326635	SUPV BUS TRANSPORTATION	71,011.20	75,732.80	4,721.60	49,163.42	6,048.05	20,635.98	75,847.45
0000311173	MAINTENANCE PLANNER-RAIL	71,198.40	73,694.40	2,496.00	57,840.22	3,097.82	13,417.54	74,355.58

METROPOLITAN ATLANTA RAPID TRANSIT AUTHORITY (MARTA)
MARTOC REPORT

EE NUMBER	TITLE	FY 23	FY 24	DIFFERENCE	REGULAR	OVERTIME	OTHER	TOTAL
		BASE SALARY	BASE SALARY	+/-	EARNINGS	EARNINGS	EARNINGS	EARNINGS
0000351219	*BUS OPERATOR (DATE LAST EMPLOYED 09-Nov-2023)	36,899.20	41,600.00	4,700.80	18,749.36	2,409.09	0.00	21,158.45
0000338899	*RAIL STATION CLEANER	35,672.00	39,416.00	3,744.00	42,615.98	1,518.75	0.00	44,134.73
0000338985	*BUS OPERATOR	52,187.20	56,888.00	4,700.80	58,665.75	9,737.59	1,201.43	69,604.77
0000334537	*BUS OPERATOR	52,187.20	56,888.00	4,700.80	49,561.51	4,829.34	4,432.08	58,822.93
0000349255	*JOURNEYMAN BUS TECHNICIAN	54,412.80	54,412.80	0.00	51,964.38	16,566.72	0.00	68,531.10
0000351102	*RAIL STATION CLEANER	30,180.80	35,776.00	5,595.20	39,170.72	9,920.68	0.00	49,091.40
0000354329	*BUS OPERATOR	41,600.00	41,600.00	0.00	18,917.37	2,138.40	0.00	21,055.77
0000320322	*RAIL STATION CLEANER	35,672.00	39,416.00	3,744.00	43,540.25	7,878.79	0.00	51,419.04
0000329423	*JOURNEYMAN RAIL CAR MECHANIC (DATE LAST EMPLOYED 01-Feb-2024)	57,324.80	62,004.80	4,680.00	38,426.41	41.34	400.00	38,867.75
0000304104	*RAIL STATION CLEANER	36,192.00	40,456.00	4,264.00	45,199.91	2,005.35	0.00	47,205.26
0000351746	GRANT COORDINATOR	83,763.94	86,695.70	2,931.76	83,820.20	0.00	0.00	83,820.20
0000338057	*JOURNEYMAN ELEC POWER ELECT	57,324.80	62,004.80	4,680.00	30,607.78	0.00	400.00	31,007.78
0000327681	*JOURNEYMAN ELEC POWER ELECT	57,324.80	62,004.80	4,680.00	67,709.42	67,315.47	400.00	135,424.89
0000319676	INSTRUCTOR AUTO TRAIN CONTROL	83,512.00	86,444.80	2,932.80	83,802.40	2,612.70	963.60	87,378.70
0000351664	*BUS OPERATOR (DATE LAST EMPLOYED 07-Mar-2024)	36,899.20	41,600.00	4,700.80	32,148.52	2,816.28	0.00	34,964.80
0000337285	*STATION AGENT	46,675.20	50,419.20	3,744.00	52,453.03	72.72	0.00	52,525.75
0000321219	CONTRACT EMP PT POLICE OFFICER	0.00	0.00	0.00	-12,331.92	56,043.05	53,584.95	97,296.08
0000319717	DIR TECH INFRASTRUCTURE & PROD	169,351.78	175,279.26	5,927.48	169,218.49	0.00	13,244.20	182,462.69
0000319734	*JOURNEYMAN ET-RAIL CAR MAINT	57,324.80	62,004.80	4,680.00	62,626.60	0.00	1,353.92	63,980.52
0000333599	*RAIL OPERATOR	52,187.20	56,888.00	4,700.80	33,142.43	14,399.44	0.00	47,541.87
0000315129	DIR EXPANSION PROGRAM MGMT	171,245.62	177,239.40	5,993.78	170,390.94	0.00	6,586.38	176,977.32
0000342929	MGR DIVERSITY & INCLUSION (DATE LAST EMPLOYED 20-Oct-2023)	104,081.38	104,081.38	0.00	35,913.65	0.00	20,233.48	56,147.13
0000342258	*CUSTOMER INFORMATION OPERATOR	39,811.20	43,555.20	3,744.00	44,037.76	5,334.96	0.00	49,372.72
0000345850	*JOURNEYMAN ET-TRAIN CONTROL	57,324.80	62,004.80	4,680.00	61,891.03	34,272.15	3,887.20	100,050.38
0000304328	*BUS OPERATOR	52,707.20	57,928.00	5,220.80	63,293.79	14,957.96	0.00	78,251.75
0000351511	*BUS OPERATOR	36,899.20	41,600.00	4,700.80	47,328.59	14,372.03	0.00	61,700.62
0000352592	*RAIL STATION CLEANER	35,776.00	35,776.00	0.00	32,848.34	5,631.26	0.00	38,479.60
0000335793	*BUS OPERATOR	52,187.20	56,888.00	4,700.80	61,512.91	16,552.72	1,969.20	80,034.83
0000333792	FIELD DATA COLLECTION SPEC	45,084.00	46,663.50	1,579.50	45,089.00	0.00	0.00	45,089.00
0000330971	*BUS OPERATOR	52,187.20	56,888.00	4,700.80	64,152.11	38,428.51	0.00	102,580.62
0000327993	TRANSIT POLICE OFFICER (DATE LAST EMPLOYED 31-Jan-2024)	70,075.20	70,075.20	0.00	-5,261.45	56,022.92	58,514.23	109,275.70
0000343677	*SERVICEPERSON I	39,956.80	43,700.80	3,744.00	47,454.72	9,419.98	0.00	56,874.70
0000331812	CUSTOMER CARE FIELD REP	59,260.50	61,347.00	2,086.50	59,402.06	592.61	607.80	60,602.47
0000321817	SR INFORMATION SYSTEMS ANALYST	111,343.70	115,240.84	3,897.14	111,638.06	0.00	17,129.82	128,767.88

METROPOLITAN ATLANTA RAPID TRANSIT AUTHORITY (MARTA)
MARTOC REPORT

EE NUMBER	TITLE	FY 23 BASE SALARY	FY 24 BASE SALARY	DIFFERENCE +/-	REGULAR EARNINGS	OVERTIME EARNINGS	OTHER EARNINGS	TOTAL EARNINGS
0000320332	CONTRACT PROFESSIONAL	0.00	0.00	0.00	170,496.20	0.00	0.00	170,496.20
0000345486	TRANSIT POLICE OFFICER	53,268.80	57,324.80	4,056.00	51,030.15	17,942.18	9,683.81	78,656.14
0000320973	*JOURNEYMAN RAIL CAR MECHANIC	57,324.80	62,004.80	4,680.00	65,038.71	4,522.98	400.00	69,961.69
0000342554	LCARE ASSISTANT	48,477.00	50,193.00	1,716.00	48,223.50	0.00	0.00	48,223.50
0000350021	SR DIR PUBLIC ENGAGEMENT	130,787.80	143,968.50	13,180.70	132,249.18	0.00	3,018.19	135,267.37
0000319019	GEN SUPT RAIL LINE	108,947.02	112,760.18	3,813.16	108,842.47	0.00	0.00	108,842.47
0000353760	SVC DESK SUPPORT AGENT	47,911.50	47,911.50	0.00	30,311.78	0.00	0.00	30,311.78
0000354537	PERFORMANCE ANALYST	77,699.70	77,699.70	0.00	28,873.91	0.00	0.00	28,873.91
0000340311	*JOURNEYMAN ELEC POWER ELECT	57,324.80	62,004.80	4,680.00	66,386.89	67,476.42	400.00	134,263.31
0000315107	DEPARTMENT ADMINISTRATOR	77,634.70	83,566.08	5,931.38	67,006.68	0.00	10,773.38	77,780.06
0000305950	MGR CASH	123,647.94	127,975.64	4,327.70	123,566.92	0.00	8,116.38	131,683.30
0000350032	CJIT-CALL TAKER	49,462.40	51,209.60	1,747.20	53,313.59	9,253.50	0.00	62,567.09
0000302281	*JOURNEYMAN TRACK WALKER	57,844.80	63,044.80	5,200.00	70,300.89	19,676.73	0.00	89,977.62
0000306364	TRAIN CONTROL ENGINEER	86,339.50	89,361.48	3,021.98	86,270.62	0.00	7,084.30	93,354.92
0000331125	SUPV RAIL LINE	71,156.80	75,878.40	4,721.60	71,695.50	16,829.74	6,429.90	94,955.14
0000337660	*BUS OPERATOR	52,187.20	56,888.00	4,700.80	61,418.75	14,357.53	0.00	75,776.28
0000331413	*BUS OPERATOR	52,187.20	56,888.00	4,700.80	62,074.49	25,648.71	1,003.60	88,726.80
0000335855	*RAIL STATION CLEANER	35,672.00	39,416.00	3,744.00	45,338.36	12,988.00	0.00	58,326.36
0000306276	*JOURNEYMAN TRACK WALKER	57,844.80	63,044.80	5,200.00	68,168.73	19,745.30	0.00	87,914.03
0000353420	*SERVICEPERSON IV	42,265.60	42,265.60	0.00	26,679.82	693.42	0.00	27,373.24
0000339597	*STATION AGENT	46,675.20	50,419.20	3,744.00	54,505.16	18,789.39	0.00	73,294.55
0000342430	OFFICE ADMINISTRATOR I	59,953.14	62,051.60	2,098.46	59,923.48	0.00	0.00	59,923.48
0000332360	*BUS OPERATOR	52,187.20	56,888.00	4,700.80	66,074.40	81,226.76	0.00	147,301.16
0000335300	*BUS OPERATOR	52,187.20	56,888.00	4,700.80	56,041.36	8,412.54	4,522.48	68,976.38
0000350674	*BUS OPERATOR	36,899.20	41,600.00	4,700.80	44,074.06	8,118.72	0.00	52,192.78
0000347964	*BUS OPERATOR	36,899.20	45,406.40	8,507.20	35,485.66	2,122.11	1,785.95	39,393.72
0000350746	UTILITIES AGREEM PERMITS COORD	61,191.00	78,338.26	17,147.26	66,237.37	10,212.25	0.00	76,449.62
0000331527	LD BREEZE MEDIA DIST AGENT	59,570.94	61,656.14	2,085.20	58,414.80	0.00	2,520.32	60,935.12
0000330504	*JOURNEYMAN RAIL CAR MECHANIC	57,324.80	62,004.80	4,680.00	65,515.83	4,707.52	400.00	70,623.35
0000339156	*BUS OPERATOR	41,600.00	41,600.00	0.00	36,875.73	8,286.68	0.00	45,162.41
0000322569	*MATERIAL CONTROLLER	42,702.40	50,460.80	7,758.40	52,431.73	22,771.48	0.00	75,203.21
0000306308	GEN SUPT RAIL CAR MAINTENANCE	109,256.42	113,080.50	3,824.08	109,189.31	0.00	18,489.57	127,678.88
0000354321	*JOURNEYMAN ET-TELEPHONE MAINT	58,552.00	58,552.00	0.00	24,485.76	8,681.86	0.00	33,167.62
0000317612	CJIT GCIC NCIC OPERATOR	62,358.40	64,542.40	2,184.00	62,083.69	4,469.16	4,452.03	71,004.88
0000347429	CUSTOMER CARE REP	49,432.50	49,432.50	0.00	30,534.92	0.00	989.67	31,524.59

METROPOLITAN ATLANTA RAPID TRANSIT AUTHORITY (MARTA)
MARTOC REPORT

EE NUMBER	TITLE	FY 23 BASE SALARY	FY 24 BASE SALARY	DIFFERENCE +/-	REGULAR EARNINGS	OVERTIME EARNINGS	OTHER EARNINGS	TOTAL EARNINGS
0000304396	(DATE LAST EMPLOYED 05-Feb-2024) *SERVICEPERSON II	40,476.80	44,740.80	4,264.00	46,208.90	2,683.85	0.00	48,892.75
0000350089	FARE COLLECTION PROCESSOR PT	0.00	0.00	0.00	21,374.09	0.00	0.00	21,374.09
0000332114	RAIL SERVICES CONTROLLER	75,587.20	78,249.60	2,662.40	78,038.69	7,723.38	2,180.40	87,942.47
0000354319	*BUS OPERATOR	41,600.00	41,600.00	0.00	17,459.41	2,718.30	0.00	20,177.71
0000315528	CREDIT COLLEC CLEARHSE ANALYST	67,591.68	69,957.42	2,365.74	67,572.24	0.00	7,799.04	75,371.28
0000338614	*JOURNEYMAN BUS TECHNICIAN	56,451.20	61,131.20	4,680.00	50,365.98	1,915.28	400.00	52,681.26
0000353255	*BUS OPERATOR	41,600.00	41,600.00	0.00	25,403.01	5,307.24	0.00	30,710.25
0000340013	(DATE LAST EMPLOYED 21-Mar-2024) PROJECT MANAGER II	126,594.00	131,024.92	4,430.92	126,463.97	0.00	0.00	126,463.97
0000341610	AGM EXTERNAL AFFAIRS	197,600.26	197,600.26	0.00	246,611.39	0.00	6,228.98	252,840.37
0000340728	(DATE LAST EMPLOYED 14-Jun-2024) INSTRUCTOR LIGHT RAIL OPS	71,468.80	73,985.60	2,516.80	72,854.54	8,659.07	4,077.51	85,591.12
0000348597	ANALYSIS & PROCEDURES OFFICER	79,346.02	82,123.34	2,777.32	79,282.97	0.00	0.00	79,282.97
0000349523	*JOURNEYMAN BUS TECHNICIAN	52,811.20	58,822.40	6,011.20	62,901.34	41,650.03	400.00	104,951.37
0000329335	*JOURNEYMAN RAIL CAR MECHANIC	57,324.80	62,004.80	4,680.00	62,220.83	413.40	400.00	63,034.23
0000338758	INSTRUCTOR CENTRAL CONTROL	94,016.00	97,323.20	3,307.20	94,669.37	51,892.71	10,486.40	157,048.48
0000317000	FOREMAN BUILDINGS SUPP EQUIP	71,198.40	75,920.00	4,721.60	73,019.48	7,448.37	2,738.40	83,206.25
0000345977	*REPROGRAPHICS SPEC III	47,486.40	53,123.20	5,636.80	52,774.08	159.52	0.00	52,933.60
0000330745	SUPT CONTROL CENTER	116,890.54	120,981.90	4,091.36	116,323.65	0.00	12,648.18	128,971.83
0000332063	*RAIL OPERATOR	52,187.20	56,888.00	4,700.80	61,549.33	13,785.19	0.00	75,334.52
0000349169	*BUS OPERATOR	36,899.20	45,406.40	8,507.20	48,408.48	16,716.40	0.00	65,124.88
0000353574	*BUS OPERATOR	41,600.00	41,600.00	0.00	28,502.75	2,834.70	0.00	31,337.45
0000350720	*CUSTOMER INFORMATION OPERATOR	32,406.40	38,105.60	5,699.20	23,134.23	1,418.59	737.88	25,290.70
0000347971	(DATE LAST EMPLOYED 23-Apr-2024) PROJECT MANAGER II	114,400.26	118,404.52	4,004.26	114,288.81	0.00	3,901.35	118,190.16
0000350755	EMERGENCY PREP UNIT COORD	78,000.26	80,730.52	2,730.26	77,941.49	0.00	0.00	77,941.49
0000314859	*BUS OPERATOR	52,707.20	57,928.00	5,220.80	23,018.60	3,226.68	0.00	26,245.28
0000329892	(DATE LAST EMPLOYED 01-Oct-2023) GIS ANALYST III	93,187.38	96,449.08	3,261.70	92,044.93	0.00	2,495.13	94,540.06
0000324791	TRANSIT POLICE OFFICER	75,816.00	75,441.60	-374.40	56,256.40	11,959.81	15,061.26	83,277.47
0000333040	DIR TECH APPLICATIONS	183,007.50	189,412.86	6,405.36	182,857.26	0.00	5,631.00	188,488.26
0000350237	*BUS OPERATOR	36,899.20	45,406.40	8,507.20	48,261.63	16,115.84	0.00	64,377.47
0000334985	SUPV RAIL LINE	66,414.40	70,824.00	4,409.60	69,236.71	18,102.94	3,760.30	91,099.95
0000320851	(DATE LAST EMPLOYED 11-Jul-2024) *RAIL STATION CLEANER	35,672.00	39,416.00	3,744.00	41,630.95	298.47	151.60	42,081.02
0000347213	*JOURNEYMAN BUS TECHNICIAN	52,811.20	58,032.00	5,220.80	33,621.40	1,495.80	400.00	35,517.20
0000332723	(DATE LAST EMPLOYED 19-Dec-2023) *JOURNEYMAN ET-TRAIN CONTROL	57,324.80	62,004.80	4,680.00	35,024.84	3,465.42	400.00	38,890.26
0000333585	*JOURNEYMAN PAINTER	57,324.80	62,004.80	4,680.00	66,267.51	20,766.51	698.10	87,732.12
0000343037	TECH COMM & CHG MGMT ANALYST	86,339.50	89,361.48	3,021.98	86,270.63	0.00	2,988.71	89,259.34

METROPOLITAN ATLANTA RAPID TRANSIT AUTHORITY (MARTA)
MARTOC REPORT

EE NUMBER	TITLE	FY 23 BASE SALARY	FY 24 BASE SALARY	DIFFERENCE +/-	REGULAR EARNINGS	OVERTIME EARNINGS	OTHER EARNINGS	TOTAL EARNINGS
0000354147	*JOURNEYMAN ELEC POWER ELECT	54,412.80	54,412.80	0.00	29,089.92	6,837.57	0.00	35,927.49
0000321061	RAIL SERVICES CONTROLLER	95,014.40	98,342.40	3,328.00	96,195.22	8,835.76	0.00	105,030.98
0000346260	FARE COLLECTION ASST	41,203.50	42,646.50	1,443.00	41,540.66	792.38	0.00	42,333.04
0000337789	SR COST ESTIMATOR	104,244.40	107,892.98	3,648.58	104,111.47	0.00	4,009.41	108,120.88
0000342745	*BUS OPERATOR	52,187.20	56,888.00	4,700.80	57,066.58	11,271.02	2,698.63	71,036.23
0000342679	*JOURNEYMAN TRACK MAINTAINER	57,324.80	62,004.80	4,680.00	57,018.58	7,352.75	3,743.68	68,115.01
0000316118	*JOURNEYMAN STRUCTURAL INSPECT	57,844.80	63,044.80	5,200.00	65,490.57	17,522.89	0.00	83,013.46
0000345661	*JOURNEYMAN ET-TRAIN CONTROL	57,324.80	62,004.80	4,680.00	63,200.98	23,259.24	2,604.80	89,065.02
0000348668	*STATION AGENT	39,104.00	50,419.20	11,315.20	47,894.40	14,448.09	0.00	62,342.49
0000353796	PROTECTIVE SPEC POLICE CADET	43,056.00	43,056.00	0.00	29,321.00	120.00	0.00	29,441.00
0000317674	PROTECTIVE SPEC POLICE CADET	45,468.80	47,070.40	1,601.60	53,163.31	1,335.04	0.00	54,498.35
0000303250	ENTERPRISE TELE ENGINEER	100,029.28	103,530.44	3,501.16	99,975.65	0.00	6,155.66	106,131.31
0000334984	SR INFORMATION SYSTEMS ANALYST	111,343.70	115,240.84	3,897.14	111,236.50	0.00	9,250.10	120,486.60
0000344704	*JOURNEYMAN ELEC POWER ELECT	57,324.80	62,004.80	4,680.00	67,535.45	60,453.55	400.00	128,389.00
0000344839	AGM CHF POLICE & EMERG MGMT	225,929.08	233,836.72	7,907.64	226,012.46	0.00	20,493.52	246,505.98
0000322672	*JOURNEYMAN ET-RAIL CAR MAINT	57,324.80	62,004.80	4,680.00	67,126.83	18,935.34	400.00	86,462.17
0000350145	*JOURNEYMAN ET-HVAC	53,872.00	58,988.80	5,116.80	58,386.23	871.13	800.00	60,057.36
0000302172	*JOURNEYMAN ET-RAIL CAR MAINT (DATE LAST EMPLOYED 01-Jun-2024)	57,844.80	63,044.80	5,200.00	71,509.37	45.47	400.00	71,954.84
0000348855	TRANSIT POLICE OFFICER	41,600.00	53,040.00	11,440.00	44,332.00	10,607.39	6,560.00	61,499.39
0000303679	COST ANALYST	92,427.40	95,662.58	3,235.18	91,679.33	0.00	4,255.55	95,934.88
0000343399	*BUS OPERATOR	48,380.80	56,888.00	8,507.20	54,154.01	17,326.61	0.00	71,480.62
0000351471	*SERVICEPERSON I	36,212.80	42,016.00	5,803.20	40,866.00	216.13	0.00	41,082.13
0000352277	*SERVICEPERSON IV	42,265.60	42,265.60	0.00	34,097.52	4,340.59	0.00	38,438.11
0000327036	*JOURNEYMAN ET-TRAIN CONTROL	57,324.80	62,004.80	4,680.00	74,131.75	29,788.43	400.00	104,320.18
0000322431	*JOURNEYMAN ET-TRAIN CONTROL	57,324.80	62,004.80	4,680.00	66,462.62	29,604.93	400.00	96,467.55
0000303170	*JOURNEYMAN AA BUS TECHNICIAN	57,844.80	63,044.80	5,200.00	72,094.44	51,169.69	400.00	123,664.13
0000335355	*JOURNEYMAN ET-RAIL CAR MAINT	57,324.80	62,004.80	4,680.00	67,832.89	48,736.15	400.00	116,969.04
0000338983	*BUS OPERATOR	52,187.20	56,888.00	4,700.80	59,672.77	13,514.54	1,312.80	74,500.11
0000348448	*JOURNEYMAN ET-TRAIN CONTROL	53,872.00	60,216.00	6,344.00	64,049.52	35,359.09	400.00	99,808.61
0000349199	SR TECH PROJECT MANAGER	113,864.40	117,849.68	3,985.28	113,792.67	0.00	0.00	113,792.67
0000343274	*BUS OPERATOR	48,380.80	56,888.00	8,507.20	56,535.14	13,645.09	4,259.77	74,440.00
0000304643	CJIT-POLICE DISPATCHER	62,982.40	65,187.20	2,204.80	58,428.07	13,047.10	291.10	71,766.27
0000302707	MGR TALENT ACQUISITION OPS	107,462.16	111,223.58	3,761.42	107,359.46	0.00	11,986.18	119,345.64
0000329931	*SERVICEPERSON V	51,792.00	55,723.20	3,931.20	35,733.21	3,763.21	0.00	39,496.42

METROPOLITAN ATLANTA RAPID TRANSIT AUTHORITY (MARTA)
MARTOC REPORT

AS OF : 30-JUN-
DATE PRINTED : 05-AUG-2024

EE NUMBER	TITLE	FY 23	FY 24	DIFFERENCE +/-	REGULAR EARNINGS	OVERTIME EARNINGS	OTHER EARNINGS	TOTAL EARNINGS
		BASE SALARY	BASE SALARY					
0000329153	*BUS OPERATOR	52,187.20	56,888.00	4,700.80	44,228.48	644.01	4,431.16	49,303.65
0000336908	*BUS OPERATOR	52,187.20	56,888.00	4,700.80	58,834.55	10,279.10	0.00	69,113.65
0000322215	IT BUSINESS ANALYST II	75,352.94	75,352.94	0.00	45,266.60	0.00	0.00	45,266.60
0000348303	*SERVICEPERSON I (DATE LAST EMPLOYED 30-Jul-2024)	38,272.00	43,700.80	5,428.80	41,743.76	759.51	1,004.94	43,508.21
0000315667	*JOURNEYMAN ET-RAIL CAR MAINT	57,324.80	63,044.80	5,720.00	60,710.11	5,224.91	2,240.90	68,175.92
0000324227	MGR CONTINUOUS IMPROVEMENT	124,399.86	128,754.08	4,354.22	124,313.63	0.00	3,350.51	127,664.14
0000352864	SR DIR GOVT & COMM AFFAIRS	150,077.20	150,077.20	0.00	111,596.00	0.00	0.00	111,596.00
0000349884	*BUS OPERATOR (DATE LAST EMPLOYED 09-Apr-2024)	36,899.20	45,406.40	8,507.20	33,664.76	6,604.45	110.88	40,380.09
0000353584	PUBLIC HEALTH SPECIALIST	78,348.66	78,348.66	0.00	52,463.00	0.00	0.00	52,463.00
0000351986	BUDGET ANALYST III	86,962.72	90,006.54	3,043.82	87,019.01	0.00	0.00	87,019.01
0000343264	*BUS OPERATOR (DATE LAST EMPLOYED 09-Jan-2024)	40,705.60	45,406.40	4,700.80	27,784.00	5,620.71	313.12	33,717.83
0000348388	FIELD INSPECTOR II	56,550.00	61,522.50	4,972.50	58,445.35	12,006.84	0.00	70,452.19
0000353411	*BUS OPERATOR (DATE LAST EMPLOYED 28-Apr-2024)	41,600.00	41,600.00	0.00	25,203.03	4,243.08	0.00	29,446.11
0000343360	MAINTENANCE PLANNER-RAIL (DATE LAST EMPLOYED 29-Mar-2024)	62,587.20	62,587.20	0.00	49,463.78	451.35	6,177.78	56,092.91
0000334356	*BUS OPERATOR	52,187.20	56,888.00	4,700.80	57,018.20	8,723.71	2,652.72	68,394.63
0000339547	*BUS OPERATOR	52,187.20	56,888.00	4,700.80	60,819.23	13,595.41	0.00	74,414.64
0000354011	*BUS OPERATOR (DATE LAST EMPLOYED 28-May-2024)	41,600.00	41,600.00	0.00	23,811.87	4,752.90	0.00	28,564.77
0000330171	*JOURNEYMAN RAIL CAR MECHANIC	57,324.80	62,004.80	4,680.00	61,829.96	5,116.07	2,915.28	69,861.31
0000351999	CONTRACT SPECIALIST III	82,400.24	85,284.42	2,884.18	82,456.48	0.00	0.00	82,456.48
0000347857	*BUS OPERATOR	40,705.60	49,233.60	8,528.00	45,664.57	9,699.28	2,149.66	57,513.51
0000346047	*BUS OPERATOR	44,532.80	53,081.60	8,548.80	54,702.36	31,777.00	1,496.80	87,976.16
0000349275	*BUS OPERATOR	36,899.20	45,406.40	8,507.20	45,800.30	14,908.55	283.84	60,992.69
0000351345	AUDITOR III	84,214.26	87,161.88	2,947.62	84,270.35	0.00	0.00	84,270.35
0000316386	*REVENUE AGENT	51,875.20	56,659.20	4,784.00	60,135.35	4,711.97	0.00	64,847.32
0000350161	MGR IT STRATEGY & RELATIONS	114,866.96	118,887.34	4,020.38	114,754.84	0.00	0.00	114,754.84
0000304885	*JOURNEYMAN ET-TRAIN CONTROL	57,844.80	63,044.80	5,200.00	67,380.80	6,274.78	400.00	74,055.58
0000341621	*JOURNEYMAN BUS TECHNICIAN	56,451.20	61,131.20	4,680.00	56,646.16	1,113.16	400.00	58,159.32
0000352739	SR WEB DEVELOPER	98,325.24	98,325.24	0.00	80,440.73	0.00	0.00	80,440.73
0000328122	DIR SGR PROGRAM MGMT	167,983.66	173,863.30	5,879.64	167,856.69	0.00	0.00	167,856.69
0000351661	*BUS OPERATOR (DATE LAST EMPLOYED 20-Dec-2023)	36,899.20	41,600.00	4,700.80	20,185.73	1,525.68	0.00	21,711.41
0000316714	*BUS OPERATOR	52,187.20	57,928.00	5,740.80	62,223.93	28,899.31	802.88	91,926.12
0000342724	TRANSIT POLICE OFFICER (DATE LAST EMPLOYED 06-Nov-2023)	59,924.80	59,924.80	0.00	4,891.47	20,280.59	23,084.13	48,256.19
0000306228	MGR ACCOUNTING	138,557.12	156,602.42	18,045.30	148,635.51	0.00	30,935.83	179,571.34
0000332079	*RAIL OPERATOR	52,187.20	56,888.00	4,700.80	60,879.70	9,235.99	2,007.20	72,122.89

METROPOLITAN ATLANTA RAPID TRANSIT AUTHORITY (MARTA)
MARTOC REPORT

EE NUMBER	TITLE	FY 23	FY 24	DIFFERENCE	REGULAR	OVERTIME	OTHER	TOTAL
		BASE SALARY	BASE SALARY	+/-	EARNINGS	EARNINGS	EARNINGS	EARNINGS
0000351381	IT PORTFOLIO ANALYST (DATE LAST EMPLOYED 29-Sep-2023)	71,200.22	71,200.22	0.00	20,538.59	0.00	1,506.53	22,045.12
0000350962	*PT BUS OPERATOR (DATE LAST EMPLOYED 13-Feb-2024)	0.00	0.00	0.00	20,771.71	509.77	0.00	21,281.48
0000354322	SUPV RAIL LINE	66,747.20	66,747.20	0.00	28,856.31	782.34	0.00	29,638.65
0000345776	*JOURNEYMAN TRACK MAINTAINER	55,536.00	62,004.80	6,468.80	65,759.09	14,789.22	0.00	80,548.31
0000302780	DIR SAFETY	129,000.56	168,705.42	39,704.86	128,176.89	0.00	17,195.08	145,371.97
0000351095	*BUS OPERATOR	30,180.80	41,600.00	11,419.20	39,487.43	546.57	0.00	40,034.00
0000302758	CONTRACT EMP PT POLICE OFFICER (DATE LAST EMPLOYED 28-Jun-2024)	0.00	0.00	0.00	39,525.31	14,780.94	12,168.75	66,475.00
0000321710	DIVERSITY OUTREACH PROGRAM MGR	92,672.32	103,681.76	11,009.44	94,414.20	0.00	7,129.61	101,543.81
0000329223	*BUS OPERATOR (DATE LAST EMPLOYED 01-Jan-2024)	52,187.20	56,888.00	4,700.80	36,486.99	2,550.11	0.00	39,037.10
0000353418	SUPV BUS MAINTENANCE	70,720.00	70,720.00	0.00	49,549.28	37,263.50	0.00	86,812.78
0000353891	*BUS OPERATOR	41,600.00	41,600.00	0.00	25,275.57	6,967.80	0.00	32,243.37
0000347819	BUILDING MAINT SPEC III	70,599.62	73,070.66	2,471.04	70,575.02	0.00	0.00	70,575.02
0000306609	*MATERIAL CONTROLLER	53,705.60	57,969.60	4,264.00	59,938.02	445.40	0.00	60,383.42
0000349828	*JOURNEYMAN BUS TECHNICIAN	49,732.80	58,032.00	8,299.20	61,091.40	18,749.46	400.00	80,240.86
0000304167	SUPT CONTROL CENTER	108,842.24	112,651.76	3,809.52	108,569.68	0.00	14,121.59	122,691.27
0000345695	SR TRAIN CTRL CYBER SEC ANLYST	120,120.26	124,324.72	4,204.46	119,998.97	0.00	5,407.27	125,406.24
0000336309	SYSTEM SAFETY ENGINEER III	108,006.60	111,787.00	3,780.40	107,888.53	0.00	0.00	107,888.53
0000351380	*BUS OPERATOR (DATE LAST EMPLOYED 26-Feb-2024)	36,899.20	41,600.00	4,700.80	30,818.08	3,840.32	0.00	34,658.40
0000349021	*BUS OPERATOR	36,899.20	45,406.40	8,507.20	46,731.05	4,461.22	1,091.60	52,283.87
0000330610	*JOURNEYMAN ET-RADIO MAINT	57,324.80	62,004.80	4,680.00	67,282.90	23,621.92	400.00	91,304.82
0000352266	*BUS OPERATOR	41,600.00	41,600.00	0.00	41,082.49	7,288.29	0.00	48,370.78
0000304658	*MATERIAL CONTROLLER	53,705.60	57,969.60	4,264.00	58,866.70	789.98	1,082.00	60,738.68
0000338897	*BUS OPERATOR	52,187.20	56,888.00	4,700.80	61,886.40	10,812.37	496.95	73,195.72
0000330624	*JOURNEYMAN ET-HVAC	57,324.80	62,004.80	4,680.00	60,592.42	2,370.35	2,755.00	65,717.77
0000346696	SR GRAPHICS DESIGNER	73,069.10	83,821.92	10,752.82	74,261.03	0.00	0.00	74,261.03
0000320604	SUPV BUS MAINTENANCE	70,512.00	75,192.00	4,680.00	73,967.90	18,956.76	0.00	92,924.66
0000348591	TRANSIT POLICE OFFICER	57,616.00	62,025.60	4,409.60	63,185.47	24,526.39	6,713.74	94,425.60
0000329559	PROJECT MANAGER I	109,358.86	113,186.58	3,827.72	109,254.24	0.00	11,216.32	120,470.56
0000329582	*BUS OPERATOR	52,187.20	56,888.00	4,700.80	60,598.71	17,185.69	3,401.58	81,185.98
0000305119	GEN SUPT BUS TRANS OPERATIONS	95,446.26	98,787.00	3,340.74	95,397.03	0.00	7,953.86	103,350.89
0000350682	PROTECTIVE SPEC POLICE CADET	41,600.00	43,056.00	1,456.00	26,266.00	23,395.00	18,880.00	68,541.00
0000347566	*JOURNEYMAN BUS TECHNICIAN	52,811.20	58,822.40	6,011.20	59,719.75	8,999.32	400.00	69,119.07
0000305549	DISPATCHER RADIO COMMUNICATION	68,265.60	72,800.00	4,534.40	69,311.23	7,990.80	4,758.90	82,060.93
0000330921	*BUS OPERATOR	52,187.20	56,888.00	4,700.80	60,391.83	9,641.31	0.00	70,033.14

METROPOLITAN ATLANTA RAPID TRANSIT AUTHORITY (MARTA)
MARTOC REPORT

EE NUMBER	TITLE	FY 23	FY 24	DIFFERENCE +/-	REGULAR EARNINGS	OVERTIME EARNINGS	OTHER EARNINGS	TOTAL EARNINGS
		BASE SALARY	BASE SALARY					
0000341886	*BUS OPERATOR	52,187.20	56,888.00	4,700.80	58,385.29	11,570.11	3,410.40	73,365.80
0000341496	TRANSIT POLICE CORPORAL	64,812.80	69,763.20	4,950.40	49,739.54	32,816.94	23,913.30	106,469.78
0000354548	SUPV LIGHT RAIL TRANSPORTATION (DATE LAST EMPLOYED 10-May-2024)	62,587.20	62,587.20	0.00	16,985.81	2,196.58	902.70	20,085.09
0000322984	ENGINEERING CAD SPECIALIST III	81,875.30	84,741.02	2,865.72	76,803.93	0.00	4,723.65	81,527.58
0000345027	INSTRUCTOR BUS TECHNICAL	75,316.80	77,958.40	2,641.60	75,930.97	13,933.50	0.00	89,864.47
0000347298	SR ASSOCIATE COUNSEL	125,466.12	170,775.28	45,309.16	142,060.85	0.00	0.00	142,060.85
0000349938	DIR HUMAN RESOURCES (DATE LAST EMPLOYED 15-Apr-2024)	146,260.14	146,260.14	0.00	121,402.73	0.00	7,875.55	129,278.28
0000316528	SUPV STATION CARE	66,414.40	70,824.00	4,409.60	66,836.51	12,386.05	1,277.20	80,499.76
0000334693	SR MGR PROG MGMT SUPPORT SVCS	109,672.68	129,863.76	20,191.08	115,683.27	0.00	13,262.22	128,945.49
0000318737	DEPARTMENT ADMINISTRATOR	66,950.00	69,293.38	2,343.38	66,656.36	0.00	6,550.12	73,206.48
0000349772	*BUS OPERATOR (DATE LAST EMPLOYED 07-Mar-2024)	36,899.20	45,406.40	8,507.20	36,012.39	8,160.49	0.00	44,172.88
0000338545	*BUS OPERATOR	52,187.20	56,888.00	4,700.80	55,687.04	19,724.89	0.00	75,411.93
0000351626	SUPV CUSTOMER INFO CENTR	46,273.50	68,648.58	22,375.08	50,186.09	373.76	0.00	50,559.85
0000302585	CONTRACT PROFESSIONAL DISPATCH	0.00	0.00	0.00	69,130.19	10,703.96	0.00	79,834.15
0000349793	CJIT-POLICE DISPATCHER	53,643.20	55,536.00	1,892.80	58,951.47	23,466.87	0.00	82,418.34
0000344565	*BUS OPERATOR	48,380.80	56,888.00	8,507.20	57,917.75	11,349.72	1,389.52	70,656.99
0000315343	SUPV CAR REPAIR INSPECTION	70,470.40	75,150.40	4,680.00	73,179.49	23,980.22	4,472.16	101,631.87
0000350002	*BUS OPERATOR	36,899.20	45,406.40	8,507.20	46,930.27	11,462.84	1,193.20	59,586.31
0000346362	*JOURNEYMAN ET-RADIO MAINT	53,872.00	58,552.00	4,680.00	52,494.38	3,943.28	400.00	56,837.66
0000317740	REVENUE OPERATIONS ANALYST II	64,373.14	66,626.30	2,253.16	61,633.19	0.00	5,678.08	67,311.27
0000339045	*BUS OPERATOR	52,187.20	56,888.00	4,700.80	59,337.49	3,354.30	0.00	62,691.79
0000350736	*BUS OPERATOR (DATE LAST EMPLOYED 21-Mar-2024)	36,899.20	41,600.00	4,700.80	33,142.55	4,500.75	0.00	37,643.30
0000320555	TRANSIT POLICE OFFICER SPECIAL	75,816.00	78,478.40	2,662.40	39,984.54	61,518.85	44,254.31	145,757.70
0000327107	*BUS OPERATOR	52,187.20	56,888.00	4,700.80	61,764.34	19,105.25	0.00	80,869.59
0000352126	*BUS OPERATOR	36,899.20	41,600.00	4,700.80	45,361.82	9,489.55	0.00	54,851.37
0000323162	*BUS OPERATOR	52,187.20	56,888.00	4,700.80	60,566.11	21,669.82	0.00	82,235.93
0000339353	TRANSIT POLICE SERGEANT	71,406.40	76,939.20	5,532.80	71,083.65	23,651.63	7,003.32	101,738.60
0000323530	*BUS OPERATOR	52,187.20	56,888.00	4,700.80	61,132.21	19,575.68	0.00	80,707.89
0000345237	PROTECTIVE SPEC POLICE CADET	45,905.60	47,528.00	1,622.40	49,758.60	26,513.86	6,724.07	82,996.53
0000345796	*BUS OPERATOR	44,532.80	53,081.60	8,548.80	53,038.56	20,815.48	2,292.08	76,146.12
0000337470	FIELD INSPECTOR III	70,941.00	73,437.00	2,496.00	73,971.77	18,290.67	5,093.20	97,355.64
0000337168	*SR TRAFFIC CHECKER	40,726.40	44,470.40	3,744.00	47,141.72	256.56	0.00	47,398.28
0000343472	*BUS OPERATOR (DATE LAST EMPLOYED 11-Apr-2024)	48,380.80	56,888.00	8,507.20	48,556.92	7,169.08	2,414.49	58,140.49
0000352278	*RAIL OPERATOR	41,600.00	41,600.00	0.00	43,453.86	10,880.28	0.00	54,334.14

METROPOLITAN ATLANTA RAPID TRANSIT AUTHORITY (MARTA)
MARTOC REPORT

EE NUMBER	TITLE	FY 23	FY 24	DIFFERENCE +/-	REGULAR EARNINGS	OVERTIME EARNINGS	OTHER EARNINGS	TOTAL EARNINGS
		BASE SALARY	BASE SALARY					
0000319278	*JOURNEYMAN RAIL CAR MECHANIC	57,324.80	62,004.80	4,680.00	67,418.46	984.57	400.00	68,803.03
0000351989	*CUSTOMER INFORMATION OPERATOR	32,406.40	38,105.60	5,699.20	37,341.16	532.35	0.00	37,873.51
0000348896	CJIT-POLICE DISPATCHER	38,812.80	55,536.00	16,723.20	46,599.95	7,558.03	3,804.03	57,962.01
0000342865	*BUS OPERATOR	48,380.80	56,888.00	8,507.20	52,012.69	6,868.14	2,882.12	61,762.95
0000316217	*JOURNEYMAN ET-RADIO MAINT (DATE LAST EMPLOYED 01-Apr-2024)	57,324.80	63,044.80	5,720.00	57,945.13	27,246.50	400.00	85,591.63
0000315347	*JOURNEYMAN TRACK WALKER	57,324.80	62,004.80	4,680.00	63,334.12	11,958.75	0.00	75,292.87
0000347342	DEPARTMENT ADMINISTRATOR	73,549.32	76,123.58	2,574.26	73,496.35	0.00	0.00	73,496.35
0000339602	*BUS OPERATOR	52,187.20	56,888.00	4,700.80	51,694.72	5,734.97	0.00	57,429.69
0000338428	FIELD INSPECTOR III	69,361.50	71,799.00	2,437.50	71,343.12	13,089.67	3,823.78	88,256.57
0000350830	*BUS OPERATOR (DATE LAST EMPLOYED 29-Nov-2023)	36,899.20	41,600.00	4,700.80	17,675.19	2,539.94	0.00	20,215.13
0000334898	*RAIL OPERATOR	52,187.20	56,888.00	4,700.80	50,439.66	9,831.81	3,049.10	63,320.57
0000352752	*BUS OPERATOR (DATE LAST EMPLOYED 12-Feb-2024)	41,600.00	41,600.00	0.00	20,056.85	1,092.72	0.00	21,149.57
0000316151	BUS RADIO MAINTENANCE SPEC	82,243.20	85,134.40	2,891.20	82,372.05	6,157.71	0.00	88,529.76
0000350115	*BUS OPERATOR	36,899.20	45,406.40	8,507.20	48,563.33	14,709.90	0.00	63,273.23
0000347456	PROJECT MANAGER I	95,274.92	98,609.68	3,334.76	95,223.41	0.00	5,071.07	100,294.48
0000306641	*BUS OPERATOR	52,707.20	57,928.00	5,220.80	60,622.05	12,290.68	0.00	72,912.73
0000335048	CJIT-POLICE DISPATCHER	62,982.40	65,187.20	2,204.80	69,426.48	21,707.23	3,028.00	94,161.71
0000339500	*STATION AGENT	35,672.00	46,176.00	10,504.00	45,083.15	4,430.55	0.00	49,513.70
0000353575	*STATION AGENT	46,176.00	46,176.00	0.00	30,566.37	2,163.00	0.00	32,729.37
0000323903	*SERVICEPERSON I	39,956.80	43,700.80	3,744.00	45,968.84	811.55	0.00	46,780.39
0000342139	PARKING SERVICES CASHIER PT (DATE LAST EMPLOYED 01-May-2024)	0.00	0.00	0.00	21,860.86	0.00	35.34	21,896.20
0000332672	*BUS OPERATOR	35,672.00	41,600.00	5,928.00	45,136.84	15,035.22	909.60	61,081.66
0000348852	*JOURNEYMAN BUS TECHNICIAN (DATE LAST EMPLOYED 30-Jul-2024)	52,811.20	58,822.40	6,011.20	64,992.34	13,990.16	400.00	79,382.50
0000343632	*JOURNEYMAN BUS TECHNICIAN	54,600.00	61,131.20	6,531.20	58,551.27	1,542.29	852.82	60,946.38
0000305202	DIVISION DISPATCHER	70,241.60	74,900.80	4,659.20	73,691.01	13,221.42	0.00	86,912.43
0000337936	*RAIL STATION CLEANER	35,672.00	39,416.00	3,744.00	43,547.41	20,298.33	2,274.00	66,119.74
0000303748	*JOURNEYMAN BUS TECHNICIAN	56,971.20	62,171.20	5,200.00	69,734.24	47,942.68	400.00	118,076.92
0000333520	*STATION AGENT	46,675.20	50,419.20	3,744.00	50,841.68	21,063.11	2,283.84	74,188.63
0000321025	*BUS OPERATOR	52,187.20	56,888.00	4,700.80	59,014.44	16,728.21	1,732.32	77,474.97
0000306647	*JOURNEYMAN AUTOMOTIVE TECH	57,844.80	63,044.80	5,200.00	65,999.87	36,762.58	400.00	103,162.45
0000354037	FINANCIAL ANALYST II	84,923.02	84,923.02	0.00	47,393.31	0.00	0.00	47,393.31
0000347757	*BUS OPERATOR (DATE LAST EMPLOYED 29-Mar-2024)	40,705.60	45,406.40	4,700.80	33,281.90	4,203.98	156.56	37,642.44
0000331804	*RAIL STATION CLEANER	35,672.00	39,416.00	3,744.00	43,168.40	15,548.83	0.00	58,717.23
0000346278	PROGRAM MGR	106,852.72	110,592.82	3,740.10	106,751.86	0.00	0.00	106,751.86

METROPOLITAN ATLANTA RAPID TRANSIT AUTHORITY (MARTA)
MARTOC REPORT

AS OF : 30-JUN-
DATE PRINTED : 05-AUG-2024

EE NUMBER	TITLE	FY 23	FY 24	DIFFERENCE	REGULAR	OVERTIME	OTHER	TOTAL
		BASE SALARY	BASE SALARY	+/-	EARNINGS	EARNINGS	EARNINGS	EARNINGS
0000350444	*BUS OPERATOR	36,899.20	45,406.40	8,507.20	45,475.86	11,802.11	0.00	57,277.97
0000339934	SR MGR MATERIALS	112,647.34	134,550.00	21,902.66	123,922.47	0.00	5,933.36	129,855.83
0000354406	TRANSIT POLICE OFFICER	57,324.80	57,324.80	0.00	23,274.00	0.00	0.00	23,274.00
0000326193	*JOURNEYMAN AA BUS TECHNICIAN (DATE LAST EMPLOYED 01-Oct-2023)	57,324.80	62,004.80	4,680.00	21,938.22	1,612.27	0.00	23,550.49
0000346207	*BUS OPERATOR	44,532.80	53,081.60	8,548.80	51,359.42	25,582.26	2,028.72	78,970.40
0000323910	MGR CIVIL & STRUC ENGINEERING	131,580.54	136,185.92	4,605.38	130,938.81	0.00	506.08	131,444.89
0000336048	CJIT-POLICE DISPATCHER	62,982.40	62,982.40	0.00	63,256.81	12,791.57	9,841.00	85,889.38
0000324395	*JOURNEYMAN ET-TRAIN CONTROL	54,308.80	60,216.00	5,907.20	65,229.73	24,511.83	689.50	90,431.06
0000318281	*BUS OPERATOR	52,187.20	56,888.00	4,700.80	58,687.60	11,183.67	1,477.36	71,348.63
0000345851	CUSTOMER CARE REP	49,432.50	51,168.00	1,735.50	46,303.90	76.05	553.73	46,933.68
0000335320	CONTRACT SERVICES INSPECTOR	43,513.60	43,513.60	0.00	29,239.24	1,303.55	0.00	30,542.79
0000347763	*BUS OPERATOR	36,899.20	45,406.40	8,507.20	48,919.42	12,953.52	0.00	61,872.94
0000338586	MGR CONSTRUCTION PROJECTS	113,106.76	117,065.52	3,958.76	113,118.34	0.00	0.00	113,118.34
0000347993	*RAIL STATION CLEANER	32,032.00	39,416.00	7,384.00	40,714.40	2,691.37	0.00	43,405.77
0000333327	INSTRUCTOR TRACK	78,291.20	81,036.80	2,745.60	80,078.64	59,565.30	0.00	139,643.94
0000322028	ASSET MGMT PROGRAM ANALYST	99,114.60	102,583.78	3,469.18	100,337.89	0.00	6,607.65	106,945.54
0000302937	*JOURNEYMAN RAIL CAR MECHANIC	57,844.80	63,044.80	5,200.00	68,997.30	3,637.20	400.00	73,034.50
0000335567	*RAIL OPERATOR	52,187.20	56,888.00	4,700.80	55,415.97	25,909.27	4,358.45	85,683.69
0000352599	*BUS OPERATOR (DATE LAST EMPLOYED 24-Apr-2024)	41,600.00	41,600.00	0.00	31,797.93	3,253.34	0.00	35,051.27
0000319669	TRANSIT POLICE CAPTAIN	106,784.86	110,522.36	3,737.50	107,041.01	0.00	821.43	107,862.44
0000349019	SUPV BUS MAINTENANCE	52,811.20	66,768.00	13,956.80	66,107.38	43,754.29	400.00	110,261.67
0000322050	CONFIG MGMT SPECIALIST III	75,420.02	78,059.80	2,639.78	68,403.83	0.00	6,961.92	75,365.75
0000333876	*BUS OPERATOR	52,187.20	56,888.00	4,700.80	58,752.23	12,072.03	2,097.60	72,921.86
0000315027	*BUS OPERATOR	52,187.20	56,888.00	4,700.80	58,621.33	13,950.27	2,499.04	75,070.64
0000350452	*BUS OPERATOR (DATE LAST EMPLOYED 02-Nov-2023)	36,899.20	41,600.00	4,700.80	17,573.38	8,674.49	0.00	26,247.87
0000329792	*BUS OPERATOR	52,187.20	56,888.00	4,700.80	44,588.30	587.81	4,300.14	49,476.25
0000305958	*STATION AGENT	47,195.20	51,459.20	4,264.00	53,464.58	8,514.33	0.00	61,978.91
0000337283	DEPUTY CHF SAFETY & QA	214,065.28	221,557.70	7,492.42	209,452.09	0.00	15,972.61	225,424.70
0000321693	*BUS OPERATOR	52,187.20	56,888.00	4,700.80	59,700.95	30,934.87	1,933.04	92,568.86
0000348844	*RAIL STATION CLEANER	32,032.00	37,502.40	5,470.40	39,423.80	4,969.93	0.00	44,393.73
0000324188	FOREMAN POWER	66,955.20	71,406.40	4,451.20	70,085.02	44,274.60	750.00	115,109.62
0000303996	*JOURNEYMAN TRACK MAINTAINER	57,844.80	63,044.80	5,200.00	68,259.69	4,102.99	0.00	72,362.68
0000330392	GEN SUPT BUS TRANS OPERATIONS	78,412.62	94,889.60	16,476.98	90,782.05	0.00	6,441.17	97,223.22
0000346453	TRANSIT POLICE OFFICER	51,230.40	57,324.80	6,094.40	21,250.20	2,439.37	5,890.30	29,579.87

METROPOLITAN ATLANTA RAPID TRANSIT AUTHORITY (MARTA)
MARTOC REPORT

EE NUMBER	TITLE	FY 23	FY 24	DIFFERENCE +/-	REGULAR EARNINGS	OVERTIME EARNINGS	OTHER EARNINGS	TOTAL EARNINGS
		BASE SALARY	BASE SALARY					
0000337916	*JOURNEYMAN ET-HVAC	57,324.80	62,004.80	4,680.00	64,176.38	3,057.49	400.00	67,633.87
0000317506	DATA WAREHOUSE ARCHITECT	105,169.22	108,850.30	3,681.08	105,068.13	0.00	7,686.53	112,754.66
0000334770	DISPATCHER RADIO COMMUNICATION	60,611.20	64,646.40	4,035.20	60,917.69	12,889.57	12,646.76	86,454.02
0000305985	HR GENERALIST II-PRF ANALYTIC	71,847.88	74,362.60	2,514.72	71,798.92	0.00	7,737.51	79,536.43
0000331990	SUPV BUS TRANSPORTATION	70,324.80	74,984.00	4,659.20	71,560.18	22,429.59	4,439.16	98,428.93
0000332759	TRANSIT POLICE OFFICER	72,883.20	75,441.60	2,558.40	77,532.46	30,809.82	0.00	108,342.28
0000320838	CONTRACT EMP PT POLICE OFFICER	0.00	0.00	0.00	63,434.08	24,827.42	0.00	88,261.50
0000307120	*BUS OPERATOR	52,707.20	57,928.00	5,220.80	59,181.59	16,881.99	405.44	76,469.02
0000322931	DIVISION DISPATCHER	58,281.60	64,667.20	6,385.60	54,935.58	7,066.86	9,918.40	71,920.84
0000337539	*BUS OPERATOR	52,187.20	56,888.00	4,700.80	51,232.40	17,198.38	4,978.16	73,408.94
0000302351	*JOURNEYMAN AA BUS TECHNICIAN	57,844.80	63,044.80	5,200.00	71,517.31	24,775.10	400.00	96,692.41
0000335383	SUPV BUS TRANSPORTATION	63,044.80	72,737.60	9,692.80	67,637.81	11,307.00	1,083.56	80,028.37
0000317773	*JOURNEYMAN ET-RAIL CAR MAINT	57,324.80	62,004.80	4,680.00	68,113.67	19,300.63	400.00	87,814.30
0000352765	CRIMINAL JUSTICE INFO TECH REC	42,744.00	42,744.00	0.00	21,565.60	0.00	0.00	21,565.60
0000345999	SR INFORMATION SPECIALIST	72,499.96	75,037.56	2,537.60	72,473.90	0.00	0.00	72,473.90
0000317536	QA ENGINEER	102,611.34	106,202.98	3,591.64	102,551.50	0.00	7,893.18	110,444.68
0000306664	FOREMAN POWER	71,177.60	75,899.20	4,721.60	73,180.64	10,438.93	4,066.40	87,685.97
0000353882	MAINTENANCE PLANNER BUS	69,056.00	69,056.00	0.00	43,607.06	21,326.55	0.00	64,933.61
0000349190	*BUS OPERATOR	36,899.20	45,406.40	8,507.20	47,109.21	22,318.66	0.00	69,427.87
0000329163	*BUS OPERATOR	52,187.20	56,888.00	4,700.80	64,473.10	21,293.62	602.16	86,368.88
0000322162	*SERVICEPERSON IV	42,702.40	46,446.40	3,744.00	46,667.61	5,076.18	3,515.20	55,258.99
0000305608	BUS MECH ELEC ENGINEER	97,796.40	101,219.30	3,422.90	98,726.98	0.00	0.00	98,726.98
0000338016	*BUS OPERATOR	52,187.20	56,888.00	4,700.80	57,475.76	22,186.44	3,173.52	82,835.72
0000351272	TRANSIT POLICE OFFICER	55,369.60	59,633.60	4,264.00	33,447.02	48,729.08	32,850.60	115,026.70
0000351780	*BUS OPERATOR	36,899.20	41,600.00	4,700.80	45,488.94	6,989.26	0.00	52,478.20
0000303997	PARKING SERVICES CASHIER PT (DATE LAST EMPLOYED 01-May-2024)	0.00	0.00	0.00	25,271.71	0.00	154.62	25,426.33
0000344955	*JOURNEYMAN OVERHAULER	57,324.80	62,004.80	4,680.00	67,374.74	35,021.15	400.00	102,795.89
0000348428	TRANSIT POLICE OFFICER	64,812.80	69,763.20	4,950.40	57,953.98	36,483.33	13,427.04	107,864.35
0000350963	SR MGR CRIT SYS RES & TEL OPS (DATE LAST EMPLOYED 12-Jan-2024)	139,050.08	139,050.08	0.00	80,122.65	0.00	5,795.18	85,917.83
0000304698	ACCOUNTING SPECIALIST III	62,478.00	64,681.50	2,203.50	62,255.30	144.18	0.00	62,399.48
0000326524	RAMS ENGINEER VI	104,382.98	108,036.50	3,653.52	104,415.07	0.00	0.00	104,415.07
0000350207	*JOURNEYMAN BODY REPAIR	49,732.80	54,412.80	4,680.00	55,023.28	3,774.99	400.00	59,198.27
0000326181	ENGINEERING SVCS COORDINATOR (DATE LAST EMPLOYED 01-Apr-2024)	113,657.44	113,657.44	0.00	89,942.84	0.00	33,752.85	123,695.69
0000328225	ARCHITECT V (DATE LAST EMPLOYED 03-Feb-2024)	98,870.46	98,870.46	0.00	60,786.15	0.00	3,296.70	64,082.85

METROPOLITAN ATLANTA RAPID TRANSIT AUTHORITY (MARTA)
MARTOC REPORT

EE NUMBER	TITLE	FY 23	FY 24	DIFFERENCE +/-	REGULAR EARNINGS	OVERTIME EARNINGS	OTHER EARNINGS	TOTAL EARNINGS
		BASE SALARY	BASE SALARY					
0000323588	SUPV BUS TRANSPORTATION	62,441.60	74,193.60	11,752.00	64,464.46	33,305.14	0.00	97,769.60
0000328460	*JOURNEYMAN RAIL CAR MECHANIC	57,324.80	62,004.80	4,680.00	64,742.47	7,305.44	400.00	72,447.91
0000317725	*STATION AGENT	46,675.20	50,419.20	3,744.00	57,772.76	13,417.38	0.00	71,190.14
0000315245	SUPV RAIL LINE	70,512.00	75,192.00	4,680.00	70,923.96	17,115.68	8,814.00	96,853.64
0000352018	TRANSIT POLICE OFFICER	51,230.40	55,140.80	3,910.40	57,125.91	11,776.27	1,132.98	70,035.16
0000343175	*BUS OPERATOR (DATE LAST EMPLOYED 31-May-2024)	48,380.80	56,888.00	8,507.20	61,720.93	11,739.15	0.00	73,460.08
0000348058	*BUS OPERATOR	36,899.20	45,406.40	8,507.20	49,812.64	16,252.98	0.00	66,065.62
0000304557	*JOURNEYMAN ET-RAIL CAR MAINT (DATE LAST EMPLOYED 01-Apr-2024)	57,844.80	63,044.80	5,200.00	53,320.65	0.00	0.00	53,320.65
0000304107	OFFICE ADMINISTRATOR II	71,271.72	73,766.42	2,494.70	71,223.98	0.00	4,385.97	75,609.95
0000342141	*JOURNEYMAN TRACK MAINTAINER	55,536.00	62,004.80	6,468.80	65,083.33	18,952.82	0.00	84,036.15
0000346508	SYSTEM SAFETY ENGINEER III	108,006.60	111,787.00	3,780.40	107,942.45	0.00	0.00	107,942.45
0000305255	*SERVICEPERSON I (A)	41,059.20	45,323.20	4,264.00	49,469.70	719.08	0.00	50,188.78
0000335797	*BUS OPERATOR	52,187.20	56,888.00	4,700.80	21,605.33	2,363.14	0.00	23,968.47
0000337540	*BUS OPERATOR	52,187.20	56,888.00	4,700.80	52,619.57	6,231.16	3,866.08	62,716.81
0000341908	TRANSIT POLICE OFFICER SPECIAL	64,812.80	69,763.20	4,950.40	39,765.95	34,311.51	26,831.57	100,909.03
0000306557	DIR MAINTENANCE OF WAY	149,086.60	154,304.80	5,218.20	154,973.28	0.00	9,174.59	164,147.87
0000337487	*BUS OPERATOR (DATE LAST EMPLOYED 02-Jan-2024)	40,705.60	45,406.40	4,700.80	24,432.35	6,307.91	0.00	30,740.26
0000320170	*BUS OPERATOR	52,187.20	56,888.00	4,700.80	52,226.72	4,077.26	5,142.72	61,446.70
0000337373	*BUS OPERATOR	52,187.20	56,888.00	4,700.80	62,109.49	23,364.34	1,003.60	86,477.43
0000324760	*JOURNEYMAN SUPPORT EQUIPMENT	57,324.80	62,004.80	4,680.00	62,239.03	3,804.59	840.96	66,884.58
0000321695	*RAIL OPERATOR	52,187.20	56,888.00	4,700.80	63,345.14	24,508.91	0.00	87,854.05
0000354428	*BUS OPERATOR	41,600.00	41,600.00	0.00	17,548.57	4,114.20	0.00	21,662.77
0000342060	TRANSIT POLICE OFFICER SPECIAL	62,337.60	67,100.80	4,763.20	36,306.52	48,779.81	33,359.75	118,446.08
0000338322	*BUS OPERATOR (DATE LAST EMPLOYED 24-Nov-2023)	52,187.20	56,888.00	4,700.80	21,280.20	2,405.07	401.45	24,086.72
0000306288	*BUS OPERATOR	52,707.20	57,928.00	5,220.80	68,394.32	26,508.93	0.00	94,903.25
0000322143	*JOURNEYMAN RAIL CAR MECHANIC	57,324.80	62,004.80	4,680.00	60,843.69	318.49	1,271.80	62,433.98
0000331062	*BUS OPERATOR	52,187.20	56,888.00	4,700.80	62,001.66	11,556.58	437.60	73,995.84
0000335653	*JOURNEYMAN ET-TELEPHONE MAINT	57,324.80	62,004.80	4,680.00	64,585.53	23,016.86	400.00	88,002.39
0000348163	*BUS OPERATOR	40,705.60	49,233.60	8,528.00	48,731.24	9,119.56	0.00	57,850.80
0000348787	*BUS OPERATOR (DATE LAST EMPLOYED 21-Dec-2023)	36,899.20	45,406.40	8,507.20	26,844.14	7,508.05	0.00	34,352.19
0000304599	*MATERIAL CONTROLLER LEAD	55,348.80	59,612.80	4,264.00	61,419.00	2,517.91	0.00	63,936.91
0000330682	SR SERVICE PLANNER	91,232.96	94,426.28	3,193.32	91,154.55	0.00	0.00	91,154.55
0000318004	*BUS OPERATOR	52,187.20	56,888.00	4,700.80	60,708.98	11,237.66	0.00	71,946.64
0000352585	POLICE SUPPLY TECHNICIAN	43,118.40	43,118.40	0.00	36,912.82	120.12	0.00	37,032.94

METROPOLITAN ATLANTA RAPID TRANSIT AUTHORITY (MARTA)
MARTOC REPORT

EE NUMBER	TITLE	FY 23	FY 24	DIFFERENCE +/-	REGULAR EARNINGS	OVERTIME EARNINGS	OTHER EARNINGS	TOTAL EARNINGS
		BASE SALARY	BASE SALARY					
0000339384	*BUS OPERATOR	52,187.20	56,888.00	4,700.80	29,234.65	697.43	1,538.66	31,470.74
0000322746	RESIDENT ENGINEER	116,525.24	120,603.86	4,078.62	99,089.69	0.00	23,635.92	122,725.61
0000350677	*BUS OPERATOR	36,899.20	41,600.00	4,700.80	46,343.36	5,678.04	0.00	52,021.40
0000323596	SUPV BUS MAINTENANCE	71,198.40	75,920.00	4,721.60	77,625.64	10,982.06	0.00	88,607.70
0000320850	*SERVICEPERSON I	39,956.80	43,700.80	3,744.00	47,232.21	10,742.39	0.00	57,974.60
0000327124	*BUS OPERATOR	52,187.20	56,888.00	4,700.80	52,708.13	5,462.43	2,388.72	60,559.28
0000319665	*BUS OPERATOR (DATE LAST EMPLOYED 08-May-2024)	52,187.20	56,888.00	4,700.80	50,239.02	11,571.80	4,367.75	66,178.57
0000338216	*BUS OPERATOR (DATE LAST EMPLOYED 14-Oct-2023)	52,187.20	52,187.20	0.00	21,619.73	4,725.48	200.72	26,545.93
0000340617	*RAIL OPERATOR	64,480.00	56,888.00	-7,592.00	63,018.92	27,702.58	248.00	90,969.50
0000307094	*BUS OPERATOR	52,707.20	57,928.00	5,220.80	47,580.01	2,797.38	6,139.70	56,517.09
0000323696	*BUS OPERATOR (DATE LAST EMPLOYED 02-Jul-2024)	52,187.20	56,888.00	4,700.80	58,695.58	15,236.71	3,084.37	77,016.66
0000321842	MGR REVENUE OPS SYSTEMS	89,607.70	104,033.28	14,425.58	92,465.23	0.00	7,312.44	99,777.67
0000341287	TRANSIT POLICE CORPORAL	62,337.60	69,763.20	7,425.60	61,145.20	8,612.92	8,944.28	78,702.40
0000344594	MGR BUSINESS APPLICATIONS (DATE LAST EMPLOYED 18-Mar-2024)	137,407.92	137,407.92	0.00	102,908.70	0.00	7,906.25	110,814.95
0000328631	SUPV BUS TRANSPORTATION	70,324.80	74,984.00	4,659.20	66,630.56	14,215.31	6,002.34	86,848.21
0000320921	*JOURNEYMAN ET-RADIO MAINT	49,732.80	62,004.80	12,272.00	66,531.87	16,291.21	400.00	83,223.08
0000345500	SR IT BUSINES RELATIONSHIP MGR (DATE LAST EMPLOYED 29-Feb-2024)	85,233.72	100,704.24	15,470.52	67,297.11	0.00	6,327.34	73,624.45
0000323594	*BUS OPERATOR	52,187.20	56,888.00	4,700.80	55,733.94	4,675.68	3,245.84	63,655.46
0000320303	SR INSTRUCTOR INFRASTRUCTURE	94,427.32	97,732.44	3,305.12	94,377.60	0.00	0.00	94,377.60
0000337861	MGR SPECIFICATIONS	122,765.50	127,062.52	4,297.02	122,641.31	0.00	3,777.41	126,418.72
0000316538	*BUS OPERATOR	52,187.20	56,888.00	4,700.80	56,868.98	29,978.01	4,323.38	91,170.37
0000329013	*BUS OPERATOR	52,187.20	56,888.00	4,700.80	61,074.10	19,725.15	0.00	80,799.25
0000333107	*BUS OPERATOR	52,187.20	56,888.00	4,700.80	57,365.28	5,154.40	1,477.36	63,997.04
0000332975	*BUS OPERATOR	52,187.20	56,888.00	4,700.80	54,192.23	1,015.20	3,209.68	58,417.11
0000330690	SR TALENT ACQUISITION PARTNER	72,646.86	80,787.98	8,141.12	75,715.17	0.00	1,676.47	77,391.64
0000327275	CUSTOMER CARE FIELD REP	61,659.00	63,823.50	2,164.50	61,929.88	664.02	0.00	62,593.90
0000350364	*BUS OPERATOR	36,899.20	45,406.40	8,507.20	46,530.49	9,339.81	0.00	55,870.30
0000341361	*JOURNEYMAN BUS TECHNICIAN	49,254.40	57,491.20	8,236.80	57,291.19	29,821.63	0.00	87,112.82
0000305150	HR GENERALIST II - TALENT ACQ	72,228.78	74,757.02	2,528.24	55,942.79	0.00	19,567.90	75,510.69
0000303497	*BUS OPERATOR	52,707.20	57,928.00	5,220.80	36,925.59	764.62	0.00	37,690.21
0000303495	*RAIL OPERATOR	52,707.20	57,928.00	5,220.80	48,480.27	11,864.75	7,272.09	67,617.11
0000320357	*RAIL STATION CLEANER	35,672.00	39,416.00	3,744.00	41,166.43	2,209.77	0.00	43,376.20
0000339169	*BUS OPERATOR	52,187.20	56,888.00	4,700.80	56,934.56	22,843.99	0.00	79,778.55
0000346307	PARALEGAL (DATE LAST EMPLOYED 02-Jan-2024)	74,353.50	74,353.50	0.00	40,008.55	0.00	7,494.84	47,503.39

MARTOC REPORT

EE NUMBER	TITLE	FY 23	FY 24	DIFFERENCE	REGULAR	OVERTIME	OTHER	TOTAL
		BASE SALARY	BASE SALARY	+/-	EARNINGS	EARNINGS	EARNINGS	EARNINGS
0000343782	*BUS OPERATOR	48,380.80	56,888.00	8,507.20	56,948.91	10,693.32	3,742.08	71,384.31
0000328849	FOREMAN TRAIN CONTROL	67,100.80	71,552.00	4,451.20	69,740.53	44,301.11	9,828.66	123,870.30
0000337588	*RAIL OPERATOR	52,187.20	56,888.00	4,700.80	56,519.23	15,683.50	4,303.69	76,506.42
0000327463	FIELD INSPECTOR II	56,550.00	62,907.00	6,357.00	61,302.45	9,128.98	0.00	70,431.43
0000342305	*BUS OPERATOR	52,187.20	56,888.00	4,700.80	60,860.02	11,750.04	0.00	72,610.06
0000320037	*RAIL OPERATOR	52,187.20	56,888.00	4,700.80	61,970.95	31,192.40	1,842.64	95,005.99
0000314842	MGR ENVIRON HEALTH & SAFETY	116,122.50	128,570.52	12,448.02	120,991.52	0.00	7,645.75	128,637.27
0000302279	SUPV BUS TRANSPORTATION	62,441.60	72,051.20	9,609.60	67,451.27	7,804.02	2,400.62	77,655.91
0000314951	FOREMAN SIGN SHOP	57,324.80	68,660.80	11,336.00	65,568.69	3,469.40	0.00	69,038.09
0000333437	SR ADMINISTRATIVE ASSISTANT	46,020.00	54,853.50	8,833.50	49,269.97	4,724.44	1,426.43	55,420.84
0000353280	PROTECTIVE SPEC POLICE CADET	43,056.00	43,056.00	0.00	35,896.00	885.00	160.00	36,941.00
0000331210	*BUS OPERATOR	52,187.20	56,888.00	4,700.80	59,409.52	12,149.87	2,039.66	73,599.05
0000347205	PROTECTIVE SPEC POLICE CADET	45,468.80	47,070.40	1,601.60	50,990.88	835.26	3,244.47	55,070.61
0000302676	CONTRACT EMP PT POLICE OFFICER (DATE LAST EMPLOYED 25-Jan-2024)	0.00	0.00	0.00	32,820.46	2,642.03	0.00	35,462.49
0000352889	SERVICE PLANNER II	64,170.34	64,170.34	0.00	49,894.79	0.00	238.47	50,133.26
0000344629	*JOURNEYMAN RAIL CAR MECHANIC	55,536.00	62,004.80	6,468.80	64,683.37	11,195.98	400.00	76,279.35
0000344474	QA ENGINEER	102,611.34	106,202.98	3,591.64	101,785.73	0.00	8,659.51	110,445.24
0000331135	*RAIL OPERATOR	52,187.20	56,888.00	4,700.80	48,521.26	11,332.14	1,432.25	61,285.65
0000343554	*BUS OPERATOR	48,380.80	56,888.00	8,507.20	59,267.83	8,596.00	0.00	67,863.83
0000343174	*BUS OPERATOR	48,380.80	56,888.00	8,507.20	58,943.39	14,605.37	437.60	73,986.36
0000344253	*BUS OPERATOR	48,380.80	56,888.00	8,507.20	61,416.78	46,979.76	0.00	108,396.54
0000352589	*BUS OPERATOR	41,600.00	41,600.00	0.00	40,511.65	8,693.24	0.00	49,204.89
0000326541	*BUS OPERATOR	52,187.20	56,888.00	4,700.80	57,606.02	16,075.40	3,512.43	77,193.85
0000335809	*JOURNEYMAN ET-HVAC	57,324.80	62,004.80	4,680.00	65,138.69	5,501.02	400.00	71,039.71
0000353287	CJIT-CALL TAKER	51,209.60	51,209.60	0.00	37,465.04	5,897.44	0.00	43,362.48
0000303429	SUPV FARE MEDIA ENCODING	59,576.40	61,661.60	2,085.20	59,565.81	0.00	3,437.10	63,002.91
0000320602	MGR REVENUE ADMINISTRATION	68,247.92	91,126.62	22,878.70	72,743.33	0.00	4,318.09	77,061.42
0000346216	CHF SAFETY & QA OFFICER	270,318.10	279,779.24	9,461.14	274,672.86	0.00	10,396.90	285,069.76
0000335292	*JOURNEYMAN OVERHAULER	57,324.80	62,004.80	4,680.00	69,664.82	54,037.81	400.00	124,102.63
0000341801	*RAIL OPERATOR	52,187.20	56,888.00	4,700.80	53,332.31	7,658.81	2,954.09	63,945.21
0000306249	DEPUTY CHIEF OF POLICE	152,414.60	157,749.28	5,334.68	152,585.02	0.00	24,034.62	176,619.64
0000327292	*BUS OPERATOR	52,187.20	56,888.00	4,700.80	52,976.03	5,546.29	4,121.04	62,643.36
0000316232	*RAIL STATION CLEANER	35,672.00	40,456.00	4,784.00	42,733.83	6,030.90	0.00	48,764.73
0000304468	*RAIL STATION CLEANER	36,192.00	40,456.00	4,264.00	44,974.40	0.00	0.00	44,974.40
0000344426	*JOURNEYMAN BUS TECHNICIAN	57,491.20	57,491.20	0.00	38,665.86	19,828.37	0.00	58,494.23

METROPOLITAN ATLANTA RAPID TRANSIT AUTHORITY (MARTA)
MARTOC REPORT

EE NUMBER	TITLE	FY 23 BASE SALARY	FY 24 BASE SALARY	DIFFERENCE +/-	REGULAR EARNINGS	OVERTIME EARNINGS	OTHER EARNINGS	TOTAL EARNINGS
0000302148	*JOURNEYMAN AA BUS TECHNICIAN	57,844.80	63,044.80	5,200.00	79,112.65	83,256.37	400.00	162,769.02
0000331455	TRANSIT POLICE OFFICER	70,075.20	75,441.60	5,366.40	79,173.64	29,002.86	6,301.80	114,478.30
0000321102	*BUS OPERATOR	52,187.20	56,888.00	4,700.80	58,449.06	6,279.26	3,209.68	67,938.00
0000349281	*BUS OPERATOR	45,406.40	45,406.40	0.00	27,712.52	3,791.50	0.00	31,504.02
0000329888	TRANSIT POLICE LIEUTENANT	87,360.00	94,078.40	6,718.40	100,782.70	24,097.40	437.00	125,317.10
0000349697	*SERVICEPERSON IV	40,539.20	46,446.40	5,907.20	46,320.86	3,098.88	0.00	49,419.74
0000350967	*BUS OPERATOR	36,899.20	41,600.00	4,700.80	47,516.59	14,280.78	0.00	61,797.37
0000351613	*JOURNEYMAN BUS TECHNICIAN	49,732.80	54,412.80	4,680.00	35,450.26	5,638.99	400.00	41,489.25
0000353399	SR CERTIFICATION ANALYST	92,115.14	92,115.14	0.00	55,325.51	0.00	0.00	55,325.51
0000339751	*BUS OPERATOR	52,187.20	56,888.00	4,700.80	61,645.78	20,584.77	875.20	83,105.75
0000336764	*JOURNEYMAN ET-HVAC	57,324.80	62,004.80	4,680.00	63,799.54	7,243.83	400.00	71,443.37
0000351521	TRANSIT POLICE OFFICER	51,230.40	55,140.80	3,910.40	58,079.72	6,318.30	1,231.50	65,629.52
0000335561	*JOURNEYMAN ELEC POWER ELECT	57,324.80	62,004.80	4,680.00	66,561.48	36,832.54	400.00	103,794.02
0000320554	SAFETY OPERATIONAL OFFICER	94,809.00	98,143.50	3,334.50	94,788.38	2,464.66	5,250.96	102,504.00
0000317058	*REVENUE AGENT	51,875.20	56,659.20	4,784.00	58,141.74	404.96	0.00	58,546.70
0000350742	BUS STOP PLANNER II	65,000.00	73,775.00	8,775.00	68,056.36	0.00	250.00	68,306.36
0000352019	FINANCIAL ANALYST II	82,051.06	84,923.02	2,871.96	81,160.60	0.00	0.00	81,160.60
0000346784	*JOURNEYMAN ELEC POWER ELECT	54,308.80	60,216.00	5,907.20	65,309.95	69,063.82	400.00	134,773.77
0000344200	*JOURNEYMAN ET-RAIL CAR MAINT	57,324.80	62,004.80	4,680.00	68,219.51	16,125.68	400.00	84,745.19
0000352015	SUPV LEARNING TECHNOLOGY	89,792.56	92,935.44	3,142.88	89,848.83	0.00	0.00	89,848.83
0000347969	TRANSIT POLICE OFFICER	43,264.00	53,040.00	9,776.00	51,814.80	5,773.20	1,331.20	58,919.20
0000342345	TRANSIT POLICE OFFICER SPECIAL	55,369.60	62,025.60	6,656.00	44,894.01	8,700.22	374.53	53,968.76
0000323997	TRANSIT POLICE SERGEANT	83,532.80	86,465.60	2,932.80	69,249.64	59,011.38	27,790.72	156,051.74
0000332704	SUPV RAIL LINE	66,414.40	70,824.00	4,409.60	66,093.80	22,207.06	1,596.50	89,897.36
0000344205	*JOURNEYMAN RAIL CAR MECHANIC	57,324.80	62,004.80	4,680.00	62,350.81	22.36	400.00	62,773.17
0000305940	*BUS OPERATOR	52,707.20	57,928.00	5,220.80	62,563.39	7,542.25	0.00	70,105.64
0000304420	*JOURNEYMAN ET-COMPUTER MAINT	57,844.80	63,044.80	5,200.00	66,413.48	19,342.12	400.00	86,155.60
0000347209	PROJECT MANAGER I (DATE LAST EMPLOYED 08-Dec-2023)	100,255.22	100,255.22	0.00	47,755.18	0.00	4,629.24	52,384.42
0000348322	*BUS OPERATOR	36,899.20	45,406.40	8,507.20	47,569.85	15,484.59	0.00	63,054.44
0000319804	BUYER PLANNER III	85,647.90	88,645.70	2,997.80	85,608.45	0.00	0.00	85,608.45
0000332726	CIVIL ENGINEER V	100,480.64	103,997.66	3,517.02	100,389.01	0.00	0.00	100,389.01
0000302308	*JOURNEYMAN RAIL CAR MECHANIC	57,844.80	63,044.80	5,200.00	72,163.60	14,081.16	400.00	86,644.76
0000315643	OFFICE ENGINEER	96,737.16	100,123.14	3,385.98	96,686.88	0.00	1,860.34	98,547.22
0000303324	CONTRACT PROFESSIONAL	0.00	0.00	0.00	83,022.54	0.00	0.00	83,022.54

MARTOC REPORT

EE NUMBER	TITLE	FY 23	FY 24	DIFFERENCE	REGULAR	OVERTIME	OTHER	TOTAL
		BASE SALARY	BASE SALARY	+/-	EARNINGS	EARNINGS	EARNINGS	EARNINGS
0000306661	CONTRACT EMP PT (DATE LAST EMPLOYED 01-May-2024)	0.00	0.00	0.00	28,840.48	2,882.48	0.00	31,722.96
0000328846	FOREMAN TRAIN CONTROL	67,100.80	71,552.00	4,451.20	69,750.82	27,375.81	6,452.00	103,578.63
0000354148	*BUS OPERATOR	41,600.00	41,600.00	0.00	21,858.83	3,861.60	0.00	25,720.43
0000302121	*JOURNEYMAN RAIL CAR MECHANIC	57,324.80	63,044.80	5,720.00	59,641.86	10,595.79	1,592.40	71,830.05
0000321144	DIR OPERATIONS AUDIT/FRAUD INV (DATE LAST EMPLOYED 23-Apr-2024)	135,200.00	135,200.00	0.00	96,053.65	0.00	25,480.00	121,533.65
0000328453	IT BUSINESS RELATIONSHIP MGR	72,004.66	93,545.14	21,540.48	86,797.18	0.00	3,476.22	90,273.40
0000306521	*RAIL STATION CLEANER	36,192.00	40,456.00	4,264.00	41,546.28	0.00	1,523.20	43,069.48
0000332059	*BUS OPERATOR	52,187.20	56,888.00	4,700.80	56,703.44	31,822.84	4,157.20	92,683.48
0000305272	*BUS OPERATOR	52,707.20	57,928.00	5,220.80	30,888.76	0.00	608.16	31,496.92
0000342156	*RAIL OPERATOR	52,187.20	56,888.00	4,700.80	42,503.17	14,815.96	875.20	58,194.33
0000317293	MAINTENANCE PLANNER FACILITIES	57,324.80	65,249.60	7,924.80	63,041.52	5,594.32	400.00	69,035.84
0000332973	ENGINEERING CAD SPECIALIST III	79,491.10	82,273.36	2,782.26	79,415.14	0.00	0.00	79,415.14
0000341814	*BUS OPERATOR	52,187.20	56,888.00	4,700.80	42,637.37	4,015.31	602.16	47,254.84
0000306094	MOBILITY CUSTOMER CARE REP	48,204.00	49,900.50	1,696.50	48,849.12	2,638.77	0.00	51,487.89
0000337280	*STATION AGENT	46,675.20	50,419.20	3,744.00	53,751.89	16,659.99	0.00	70,411.88
0000325324	*JOURNEYMAN ET-LABORATORY	57,324.80	62,004.80	4,680.00	54,689.85	0.00	400.00	55,089.85
0000337921	*BUS OPERATOR	52,187.20	56,888.00	4,700.80	62,261.43	41,191.04	0.00	103,452.47
0000302680	*JOURNEYMAN TRACK MAINTAINER	57,844.80	63,044.80	5,200.00	62,480.77	22,501.77	4,396.50	89,379.04
0000335792	DIR RAIL MAINTENANCE	175,120.40	181,249.64	6,129.24	185,918.78	0.00	0.00	185,918.78
0000337997	*JOURNEYMAN ELEC POWER ELECT	57,324.80	62,004.80	4,680.00	68,367.42	42,851.93	400.00	111,619.35
0000302241	INSTRUCTOR BUS TECH ENVIRON	93,537.60	93,537.60	0.00	73,668.40	0.00	6,775.19	80,443.59
0000346203	QA ENGINEER	95,067.70	98,395.18	3,327.48	95,017.56	0.00	0.00	95,017.56
0000321545	*BUS OPERATOR	52,187.20	56,888.00	4,700.80	56,481.40	10,829.93	3,027.04	70,338.37
0000302380	*MATERIAL CONTROLLER LEAD	55,348.80	59,612.80	4,264.00	67,940.45	21,417.57	0.00	89,358.02
0000346581	*BUS OPERATOR (DATE LAST EMPLOYED 26-Mar-2024)	40,705.60	45,406.40	4,700.80	42,577.17	4,522.25	0.00	47,099.42
0000305564	*MATERIAL CONTROLLER LEAD	55,348.80	59,612.80	4,264.00	54,258.81	2,306.12	0.00	56,564.93
0000345238	PROTECTIVE SPEC POLICE CADET	45,905.60	47,528.00	1,622.40	48,889.68	3,355.32	2,030.44	54,275.44
0000304649	*RAIL OPERATOR	52,707.20	57,928.00	5,220.80	64,385.29	9,853.15	0.00	74,238.44
0000335326	*JOURNEYMAN ET-RAIL CAR MAINT	57,324.80	62,004.80	4,680.00	62,787.37	5,158.87	400.00	68,346.24
0000322436	CONTRACT EMP PT POLICE OFFICER	0.00	0.00	0.00	16,080.51	7,495.95	6,814.50	30,390.96
0000351995	SR ASSET MANAGER	71,898.32	124,200.18	52,301.86	88,491.13	0.00	0.00	88,491.13
0000330757	*JOURNEYMAN SUPPORT EQUIPMENT	57,324.80	62,004.80	4,680.00	61,759.93	6,633.02	2,051.36	70,444.31
0000346716	*JOURNEYMAN OVERHAULER	54,308.80	60,216.00	5,907.20	63,254.69	28,447.87	661.10	92,363.66
0000317601	CONTRACT EMP PT POLICE OFFICER	0.00	0.00	0.00	63,351.91	4,226.22	0.00	67,578.13

MARTOC REPORT

EE NUMBER	TITLE	FY 23	FY 24	DIFFERENCE	REGULAR	OVERTIME	OTHER	TOTAL
		BASE SALARY	BASE SALARY	+/-	EARNINGS	EARNINGS	EARNINGS	EARNINGS
0000332652	*JOURNEYMAN RAIL CAR MECHANIC	57,324.80	62,004.80	4,680.00	63,082.11	11,018.07	1,502.40	75,602.58
0000338932	*RAIL STATION CLEANER (DATE LAST EMPLOYED 01-Jun-2024)	35,672.00	39,416.00	3,744.00	38,259.62	682.20	1,916.81	40,858.63
0000351341	*RAIL STATION CLEANER	30,180.80	35,776.00	5,595.20	37,215.44	11,933.07	0.00	49,148.51
0000351313	ELEV ESCALATOR SAFE INSPEC II	71,896.50	74,431.50	2,535.00	72,911.19	6,848.65	553.05	80,312.89
0000351067	*SERVICEPERSON I	36,212.80	42,016.00	5,803.20	43,276.46	245.01	0.00	43,521.47
0000353919	*BUS OPERATOR	41,600.00	41,600.00	0.00	24,158.17	2,412.00	0.00	26,570.17
0000341694	*BUS OPERATOR	52,187.20	56,888.00	4,700.80	53,607.10	11,211.05	3,884.16	68,702.31
0000320644	*RAIL STATION CLEANER	35,672.00	39,416.00	3,744.00	41,797.00	34,056.80	1,552.40	77,406.20
0000332119	*BUS OPERATOR	52,187.20	56,888.00	4,700.80	63,105.04	19,870.69	0.00	82,975.73
0000304819	*STATION AGENT (DATE LAST EMPLOYED 01-Apr-2024)	47,195.20	51,459.20	4,264.00	50,882.37	0.00	0.00	50,882.37
0000321906	*BUS OPERATOR	52,187.20	56,888.00	4,700.80	53,158.61	7,706.64	0.00	60,865.25
0000304933	*SERVICEPERSON IV	42,702.40	46,446.40	3,744.00	51,159.45	8,996.06	0.00	60,155.51
0000338595	*RAIL STATION CLEANER	35,672.00	39,416.00	3,744.00	40,707.70	8,020.43	1,776.00	50,504.13
0000349239	BREEZE MEDIA DIST AGENT	48,886.50	50,602.50	1,716.00	48,859.31	970.27	2,899.10	52,728.68
0000333183	APARC SYS AMBASSADOR	38,395.50	39,741.00	1,345.50	36,931.51	2,447.33	0.00	39,378.84
0000303514	*BUS OPERATOR	52,707.20	57,928.00	5,220.80	59,243.42	14,087.35	286.86	73,617.63
0000343706	*SECRETARY (N9)	43,721.60	47,465.60	3,744.00	44,148.43	17.12	3,435.20	47,600.75
0000306424	*JOURNEYMAN AA BUS TECHNICIAN	57,844.80	63,044.80	5,200.00	64,429.52	1,254.20	400.00	66,083.72
0000302271	*BUS OPERATOR	52,707.20	57,928.00	5,220.80	69,295.52	34,704.31	0.00	103,999.83
0000308803	DISPATCHER RADIO COMMUNICATION	66,892.80	71,323.20	4,430.40	68,213.36	5,011.84	2,572.80	75,798.00
0000321624	*RAIL OPERATOR	52,187.20	56,888.00	4,700.80	58,053.80	13,367.71	0.00	71,421.51
0000344235	*JOURNEYMAN RAIL CAR MECHANIC	57,324.80	62,004.80	4,680.00	66,192.25	7,488.97	400.00	74,081.22
0000335735	*BUS OPERATOR	36,899.20	45,406.40	8,507.20	40,788.93	6,386.89	0.00	47,175.82
0000342413	PROTECTIVE SPEC POLICE CADET	46,363.20	48,006.40	1,643.20	43,733.19	15,739.10	15,257.51	74,729.80
0000302313	FIELD DATA COLLECTION SPEC	44,635.50	46,215.00	1,579.50	44,641.37	0.00	0.00	44,641.37
0000336472	MGR CLAIMS	104,817.44	108,486.30	3,668.86	104,715.73	0.00	0.00	104,715.73
0000349312	*BUS OPERATOR (DATE LAST EMPLOYED 24-Apr-2024)	36,899.20	45,406.40	8,507.20	26,505.16	670.34	0.00	27,175.50
0000351027	*BUS OPERATOR (DATE LAST EMPLOYED 15-Mar-2024)	36,899.20	41,600.00	4,700.80	30,999.26	9,951.74	0.00	40,951.00
0000315335	*JOURNEYMAN RAIL CAR MECHANIC	57,324.80	62,004.80	4,680.00	62,771.52	2,318.44	400.00	65,489.96
0000348764	TRANSIT POLICE OFFICER	51,230.40	55,140.80	3,910.40	49,111.59	27,409.92	12,738.86	89,260.37
0000302629	*RAIL OPERATOR	52,707.20	57,928.00	5,220.80	54,644.30	8,403.71	4,335.52	67,383.53
0000347576	*RAIL STATION CLEANER	33,758.40	39,416.00	5,657.60	40,194.85	4,552.19	0.00	44,747.04
0000334383	*MATERIAL CONTROLLER	53,705.60	56,929.60	3,224.00	57,328.42	5,828.54	2,173.36	65,330.32
0000333405	*JOURNEYMAN ELEC POWER ELECT	57,324.80	62,004.80	4,680.00	68,204.07	31,892.68	400.00	100,496.75

METROPOLITAN ATLANTA RAPID TRANSIT AUTHORITY (MARTA)
MARTOC REPORT

EE NUMBER	TITLE	FY 23	FY 24	DIFFERENCE +/-	REGULAR EARNINGS	OVERTIME EARNINGS	OTHER EARNINGS	TOTAL EARNINGS
		BASE SALARY	BASE SALARY					
0000315446	*JOURNEYMAN TRACK WALKER	57,324.80	62,004.80	4,680.00	67,501.19	17,506.58	0.00	85,007.77
0000304554	RAIL SERVICES CONTROLLER	89,918.40	93,080.00	3,161.60	89,926.91	2,246.19	10,893.96	103,067.06
0000319811	SCHEDULE ANALYST III	70,324.80	72,786.22	2,461.42	70,306.07	147.69	5,640.78	76,094.54
0000331292	SUPV BUS MAINTENANCE	64,500.80	68,785.60	4,284.80	68,103.63	31,131.73	0.00	99,235.36
0000321475	TRANSIT POLICE LIEUTENANT	87,360.00	94,078.40	6,718.40	100,244.74	20,889.90	3,190.10	124,324.74
0000345817	SUPV BUS TRANSPORTATION	44,532.80	66,601.60	22,068.80	55,688.27	26,683.49	1,694.40	84,066.16
0000344987	TRANSIT POLICE OFFICER	51,230.40	55,140.80	3,910.40	9,324.10	64,586.67	51,957.03	125,867.80
0000333057	*RAIL OPERATOR	52,187.20	56,888.00	4,700.80	60,404.87	15,799.34	1,878.80	78,083.01
0000318556	SUPV RAIL LINE	70,512.00	75,192.00	4,680.00	71,063.45	12,206.65	3,525.60	86,795.70
0000325719	POLICE ADMINISTRATOR	86,741.46	89,777.48	3,036.02	86,639.11	0.00	6,894.85	93,533.96
0000305601	*SR TRAFFIC CHECKER (DATE LAST EMPLOYED 13-Dec-2023)	40,726.40	45,510.40	4,784.00	27,440.40	0.00	0.00	27,440.40
0000338447	*BUS OPERATOR	52,187.20	56,888.00	4,700.80	30,878.26	150.56	620.25	31,649.07
0000350133	ACCOUNTING SPECIALIST II	52,143.00	53,976.00	1,833.00	54,044.72	4,099.04	0.00	58,143.76
0000306365	APARC COMM CTR OPR	48,087.00	49,783.50	1,696.50	46,594.46	7,339.75	4,407.98	58,342.19
0000344301	QA SPECIALIST	67,760.42	70,132.14	2,371.72	67,739.89	0.00	0.00	67,739.89
0000353918	*BUS OPERATOR	41,600.00	41,600.00	0.00	18,825.05	3,404.40	0.00	22,229.45
0000350454	MOBILITY CUSTOMER CARE REP	41,652.00	43,114.50	1,462.50	41,813.53	1,653.61	774.52	44,241.66
0000303706	CONTRACT PROFESSIONAL	0.00	0.00	0.00	27,825.00	1,725.00	0.00	29,550.00
0000333479	SUPV POLICE RECORDS	57,844.80	64,563.20	6,718.40	48,441.36	12,517.82	12,180.24	73,139.42
0000342649	*BUS OPERATOR	52,187.20	56,888.00	4,700.80	32,418.09	1,486.86	0.00	33,904.95
0000351988	CUSTOMER CARE REP	49,432.50	51,168.00	1,735.50	49,057.68	313.71	0.00	49,371.39
0000351435	APARC COMM CTR OPR	46,605.00	48,243.00	1,638.00	46,460.96	1,389.22	0.00	47,850.18
0000351634	SVC DESK SUPPORT AGENT	46,273.50	47,911.50	1,638.00	46,359.48	0.00	0.00	46,359.48
0000351647	*BUS OPERATOR	36,899.20	41,600.00	4,700.80	37,256.82	3,367.39	0.00	40,624.21
0000317600	SUPV COMMUNICATIONS	69,201.60	71,635.20	2,433.60	75,501.33	22,740.00	3,193.92	101,435.25
0000315214	CONTRACT EMP PT POLICE OFFICER	0.00	0.00	0.00	53,745.73	194.70	0.00	53,940.43
0000303500	*BUS OPERATOR	52,707.20	57,928.00	5,220.80	61,256.01	14,251.01	0.00	75,507.02
0000323610	*BUS OPERATOR	52,187.20	56,888.00	4,700.80	56,871.66	8,214.56	1,546.10	66,632.32
0000337786	*MATERIAL CONTROLLER LEAD	53,185.60	58,572.80	5,387.20	58,309.54	6,834.99	0.00	65,144.53
0000347997	INFORMATION SYS ANALYST III	87,550.32	90,614.68	3,064.36	87,509.27	0.00	0.00	87,509.27
0000337733	*BUS OPERATOR	52,187.20	56,888.00	4,700.80	59,895.17	20,756.74	2,280.24	82,932.15
0000352894	SR PERFORMANCE ANALYST	98,395.18	98,395.18	0.00	73,185.26	0.00	0.00	73,185.26
0000304423	*STATION AGENT	47,195.20	51,459.20	4,264.00	59,689.21	23,253.71	0.00	82,942.92
0000346254	SR MGR CIP MGMT & OVERSIGHT	118,042.34	134,391.40	16,349.06	124,276.85	0.00	0.00	124,276.85
0000339133	SUPV BUS TRANSPORTATION	64,937.60	69,243.20	4,305.60	63,116.87	13,129.31	242.48	76,488.66

METROPOLITAN ATLANTA RAPID TRANSIT AUTHORITY (MARTA)
MARTOC REPORT

EE NUMBER	TITLE	FY 23 BASE SALARY	FY 24 BASE SALARY	DIFFERENCE +/-	REGULAR EARNINGS	OVERTIME EARNINGS	OTHER EARNINGS	TOTAL EARNINGS
0000326345	GEN SUPT BUS MAINT	107,881.80	111,657.78	3,775.98	108,394.39	0.00	4,926.61	113,321.00
0000304023	PROJECT ENGINEER	81,883.62	84,749.60	2,865.98	81,847.58	0.00	0.00	81,847.58
0000316606	*BUS OPERATOR	52,187.20	57,928.00	5,740.80	45,939.19	2,882.23	3,319.94	52,141.36
0000351167	*JOURNEYMAN BUS TECHNICIAN	49,732.80	57,491.20	7,758.40	60,393.41	27,346.96	400.00	88,140.37
0000338822	*STATION AGENT	39,956.80	46,176.00	6,219.20	47,580.91	27,920.71	164.80	75,666.42
0000353775	*BUS OPERATOR	41,600.00	41,600.00	0.00	28,616.76	4,637.70	0.00	33,254.46
0000334484	*BUS OPERATOR	52,187.20	56,888.00	4,700.80	58,294.81	15,829.48	0.00	74,124.29
0000334772	*RAIL OPERATOR	52,187.20	56,888.00	4,700.80	56,406.11	8,665.29	3,711.04	68,782.44
0000342632	PROJECT ENGINEER	59,436.00	81,765.32	22,329.32	58,579.71	7,861.40	685.80	67,126.91
0000348314	*BUS OPERATOR	36,899.20	45,406.40	8,507.20	47,332.11	9,542.13	1,728.42	58,602.66
0000320620	MOBILITY CUSTOMER CARE REP	47,970.00	49,666.50	1,696.50	46,380.26	5,753.97	8,396.07	60,530.30
0000348809	*BUS OPERATOR	36,899.20	45,406.40	8,507.20	48,300.87	9,007.84	0.00	57,308.71
0000349176	*BUS OPERATOR (DATE LAST EMPLOYED 14-Dec-2023)	36,899.20	41,600.00	4,700.80	25,257.77	7,582.54	0.00	32,840.31
0000346179	*JOURNEYMAN BUS TECHNICIAN	54,142.40	58,988.80	4,846.40	57,463.92	1,706.83	400.00	59,570.75
0000344455	INFORMATION SYS ANALYST III	90,041.12	93,192.58	3,151.46	89,994.47	0.00	0.00	89,994.47
0000343680	*BUS OPERATOR	48,380.80	56,888.00	8,507.20	61,146.29	13,816.10	0.00	74,962.39
0000317128	*BUS OPERATOR	52,187.20	56,888.00	4,700.80	47,966.24	7,224.29	3,920.32	59,110.85
0000343823	FARE COLLECT ASST SP PROJ	41,203.50	42,646.50	1,443.00	41,344.12	138.45	2,113.00	43,595.57
0000351438	SUPPORT ANALYST II	61,780.68	63,943.10	2,162.42	61,836.79	0.00	0.00	61,836.79
0000332766	*RAIL OPERATOR	52,187.20	56,888.00	4,700.80	60,091.66	28,698.27	1,392.28	90,182.21
0000354262	*BUS OPERATOR	41,600.00	41,600.00	0.00	22,484.50	4,028.40	0.00	26,512.90
0000341155	*BUS OPERATOR	52,187.20	56,888.00	4,700.80	56,844.40	14,580.38	4,360.91	75,785.69
0000332121	TRANSIT POLICE SERGEANT	77,230.40	83,137.60	5,907.20	81,904.18	22,061.47	594.08	104,559.73
0000337850	PROJECT MANAGER II	82,285.84	119,025.14	36,739.30	95,459.30	0.00	0.00	95,459.30
0000322339	*JOURNEYMAN RAIL CAR MECHANIC	57,324.80	62,004.80	4,680.00	64,833.71	10,068.46	1,502.40	76,404.57
0000342291	MGR DIVERSITY & INCLUSION	81,226.60	103,681.50	22,454.90	82,864.31	0.00	3,721.07	86,585.38
0000348930	*BUS OPERATOR (DATE LAST EMPLOYED 10-Nov-2023)	36,899.20	41,600.00	4,700.80	17,722.12	4,511.07	0.00	22,233.19
0000339660	RAIL SERVICES CONTROLLER	89,918.40	93,080.00	3,161.60	90,168.78	2,547.23	0.00	92,716.01
0000350717	*BUS OPERATOR	36,899.20	41,600.00	4,700.80	45,312.98	5,300.17	0.00	50,613.15
0000323517	*RAIL OPERATOR	52,187.20	56,888.00	4,700.80	63,399.11	40,625.67	0.00	104,024.78
0000343392	*BUS OPERATOR (DATE LAST EMPLOYED 03-Feb-2024)	48,380.80	56,888.00	8,507.20	41,512.27	6,047.99	0.00	47,560.26
0000340893	CHF OF STAFF	271,065.34	322,635.82	51,570.48	297,312.59	0.00	40,599.82	337,912.41
0000350120	PROGRAM MGR CUSTOMER EXP INNOV	105,825.20	109,529.16	3,703.96	97,184.64	0.00	395.17	97,579.81
0000349078	TRANSIT POLICE OFFICER	55,369.60	59,633.60	4,264.00	47,758.82	7,827.03	0.00	55,585.85

MARTOC REPORT

EE NUMBER	TITLE	FY 23	FY 24	DIFFERENCE	REGULAR	OVERTIME	OTHER	TOTAL
		BASE SALARY	BASE SALARY	+/-	EARNINGS	EARNINGS	EARNINGS	EARNINGS
0000317911	*SERVICEPERSON I	39,956.80	43,700.80	3,744.00	17,329.96	8,004.83	0.00	25,334.79
0000348655	SCHEDULE ANALYST I	48,237.28	48,237.28	0.00	38,732.35	499.29	0.00	39,231.64
0000306506	CONTRACT PROFESSIONAL	0.00	0.00	0.00	74,800.15	5,769.04	0.00	80,569.19
0000309131	RAIL SERVICES CONTROLLER	97,531.20	100,963.20	3,432.00	98,560.21	30,495.28	13,705.89	142,761.38
0000326537	SUPV BUS MAINTENANCE	60,777.60	64,812.80	4,035.20	62,514.60	14,625.42	7,012.80	84,152.82
0000337716	TRANSIT POLICE OFFICER	70,075.20	75,441.60	5,366.40	79,607.09	20,006.86	3,134.88	102,748.83
0000305829	*BUS OPERATOR	52,707.20	57,928.00	5,220.80	58,232.49	12,998.83	7,693.29	78,924.61
0000340062	*BUS OPERATOR	52,187.20	56,888.00	4,700.80	56,444.61	3,507.86	3,063.20	63,015.67
0000349225	*SERVICEPERSON I	38,272.00	43,700.80	5,428.80	40,888.51	831.12	0.00	41,719.63
0000333095	*BUS OPERATOR	52,187.20	56,888.00	4,700.80	63,185.27	9,740.62	1,505.95	74,431.84
0000348374	SR TECH PROJECT MANAGER	112,165.30	116,091.30	3,926.00	112,094.28	0.00	0.00	112,094.28
0000338459	TRANSIT POLICE CORPORAL	75,816.00	78,478.40	2,662.40	67,463.85	23,913.72	11,547.51	102,925.08
0000354238	PROTECTIVE SPEC POLICE CADET	43,056.00	43,056.00	0.00	21,704.55	1,440.00	0.00	23,144.55
0000302310	*JOURNEYMAN ET-RAIL CAR MAINT (DATE LAST EMPLOYED 01-Jan-2024)	57,844.80	63,044.80	5,200.00	46,005.87	2,252.63	3,079.76	51,338.26
0000341341	PROTECTIVE SPEC POLICE CADET	45,905.60	47,528.00	1,622.40	52,314.32	1,686.99	2,427.70	56,429.01
0000322744	FOREMAN BUILDINGS SUPP EQUIP	71,198.40	75,920.00	4,721.60	72,563.26	8,747.48	5,476.80	86,787.54
0000339201	*BUS OPERATOR (DATE LAST EMPLOYED 14-Oct-2023)	52,187.20	56,888.00	4,700.80	18,979.80	2,086.51	802.88	21,869.19
0000304704	*BUS DISPATCHER (BLOCKOUT)	51,022.40	55,286.40	4,264.00	35,500.45	2,933.44	5,937.52	44,371.41
0000333776	*BUS OPERATOR	52,187.20	56,888.00	4,700.80	60,643.66	24,363.29	3,027.04	88,033.99
0000345069	*JOURNEYMAN BUS TECHNICIAN	49,254.40	57,491.20	8,236.80	58,410.96	7,061.41	0.00	65,472.37
0000313509	DISPATCHER RADIO COMMUNICATION	80,080.00	85,384.00	5,304.00	75,656.71	2,910.49	4,837.60	83,404.80
0000333398	*STATION AGENT	42,432.00	50,419.20	7,987.20	50,764.39	9,743.67	0.00	60,508.06
0000338620	*JOURNEYMAN ET-TRAIN CONTROL	57,324.80	62,004.80	4,680.00	65,981.74	37,002.09	400.00	103,383.83
0000349873	REDUCED FARE REPRESENTATIVE	38,064.00	39,409.50	1,345.50	38,146.58	174.41	1,561.60	39,882.59
0000302724	*BUS OPERATOR	52,707.20	57,928.00	5,220.80	48,719.18	1,550.23	6,603.68	56,873.09
0000349193	*BUS OPERATOR	36,899.20	45,406.40	8,507.20	44,478.03	12,507.71	1,717.12	58,702.86
0000349264	*BUS OPERATOR	36,899.20	45,406.40	8,507.20	36,061.86	3,199.41	174.64	39,435.91
0000350865	*JOURNEYMAN TRACK MAINTAINER	49,732.80	58,988.80	9,256.00	63,739.14	13,117.56	0.00	76,856.70
0000355537	MGR CUSTOMER TECHNOLOGY DATA	139,606.22	139,606.22	0.00	21,477.89	0.00	0.00	21,477.89
0000327680	*JOURNEYMAN ELEC POWER ELECT	57,324.80	62,004.80	4,680.00	67,407.41	81,300.51	400.00	149,107.92
0000346259	*BUS OPERATOR	40,705.60	49,233.60	8,528.00	50,522.77	10,963.15	3,059.29	64,545.21
0000354436	*BUS OPERATOR	41,600.00	41,600.00	0.00	17,554.98	3,777.90	0.00	21,332.88
0000305951	*BUS OPERATOR	52,707.20	57,928.00	5,220.80	44,389.43	5,367.56	5,862.90	55,619.89
0000320371	*JOURNEYMAN TRACK WALKER	57,324.80	62,004.80	4,680.00	65,544.13	23,038.98	0.00	88,583.11
0000334026	*BUS OPERATOR	52,187.20	56,888.00	4,700.80	59,680.73	10,969.85	3,866.08	74,516.66

METROPOLITAN ATLANTA RAPID TRANSIT AUTHORITY (MARTA)
MARTOC REPORT

EE NUMBER	TITLE	FY 23 BASE SALARY	FY 24 BASE SALARY	DIFFERENCE +/-	REGULAR EARNINGS	OVERTIME EARNINGS	OTHER EARNINGS	TOTAL EARNINGS
0000354915	*JOURNEYMAN BUS TECHNICIAN	54,412.80	54,412.80	0.00	17,622.86	18,552.68	0.00	36,175.54
0000321756	AGM DIVERSITY AND INCLUSION	171,375.36	197,685.28	26,309.92	171,177.71	0.00	17,139.30	188,317.01
0000352700	ART IN TRANSIT COORD	62,100.22	62,100.22	0.00	50,825.43	0.00	0.00	50,825.43
0000349160	*BUS OPERATOR (DATE LAST EMPLOYED 03-Jan-2024)	36,899.20	45,406.40	8,507.20	21,140.00	2,520.02	0.00	23,660.02
0000338320	TRANSIT POLICE OFFICER SPECIAL	67,392.00	72,529.60	5,137.60	58,520.62	29,946.42	18,106.50	106,573.54
0000344466	*BUS OPERATOR	48,380.80	56,888.00	8,507.20	44,446.75	9,676.23	1,050.08	55,173.06
0000350160	*SERVICEPERSON I	36,212.80	43,700.80	7,488.00	45,304.21	9,360.57	0.00	54,664.78
0000341359	AUDITOR III	82,405.70	87,161.88	4,756.18	83,482.27	0.00	0.00	83,482.27
0000327573	*STATION AGENT	39,104.00	50,419.20	11,315.20	47,845.70	99.90	0.00	47,945.60
0000347879	ENVIRO HEALTH SAFETY COORD III (DATE LAST EMPLOYED 16-Feb-2024)	98,293.00	98,293.00	0.00	66,105.55	0.00	7,720.31	73,825.86
0000306671	SR HR INFO SYSTEMS ANALYST	100,145.24	103,650.56	3,505.32	99,952.27	0.00	11,170.05	111,122.32
0000303712	*BUS OPERATOR	52,707.20	57,928.00	5,220.80	61,890.24	12,989.81	0.00	74,880.05
0000349894	*BUS OPERATOR	36,899.20	45,406.40	8,507.20	46,875.45	8,801.51	1,345.77	57,022.73
0000333609	*MATERIAL CONTROLLER	53,185.60	56,929.60	3,744.00	62,355.59	7,006.13	0.00	69,361.72
0000351346	*SERVICEPERSON I	36,212.80	42,016.00	5,803.20	43,327.92	3,857.16	0.00	47,185.08
0000303346	*PT BUS OPERATOR	0.00	0.00	0.00	22,162.04	0.00	0.00	22,162.04
0000349168	*RAIL OPERATOR	36,899.20	45,406.40	8,507.20	48,154.64	17,327.64	1,004.24	66,486.52
0000338638	TRANSIT POLICE SERGEANT	75,816.00	83,137.60	7,321.60	40,037.00	76,043.74	42,391.35	158,472.09
0000347291	ACCOUNTANT III	82,647.76	85,540.52	2,892.76	81,338.23	0.00	5,933.70	87,271.93
0000347893	*JOURNEYMAN BUS TECHNICIAN	52,811.20	58,822.40	6,011.20	60,300.23	3,614.72	400.00	64,314.95
0000345631	*JOURNEYMAN ET-TRAIN CONTROL	57,324.80	62,004.80	4,680.00	58,885.00	31,876.71	400.00	91,161.71
0000326546	*BUS OPERATOR	52,187.20	56,888.00	4,700.80	53,819.61	33,836.31	1,075.92	88,731.84
0000324721	*JOURNEYMAN ET-TRAIN CONTROL	57,324.80	62,004.80	4,680.00	71,496.60	38,723.37	400.00	110,619.97
0000348677	CRIMINAL JUSTICE INFO TECH REC (DATE LAST EMPLOYED 03-Nov-2023)	39,187.20	39,187.20	0.00	12,703.16	3,966.82	3,541.98	20,211.96
0000353912	*BUS OPERATOR	41,600.00	41,600.00	0.00	27,436.04	4,994.70	0.00	32,430.74
0000331884	TRANSIT POLICE SERGEANT	74,318.40	79,934.40	5,616.00	76,774.42	16,287.75	9,959.36	103,021.53
0000347766	*BUS OPERATOR	40,705.60	49,233.60	8,528.00	33,907.01	704.29	1,138.56	35,749.86
0000302330	MOBILITY SVC AGNT	49,452.00	49,452.00	0.00	47,360.30	190.20	3,994.20	51,544.70
0000326271	*JOURNEYMAN ET-TRAIN CONTROL	57,324.80	62,004.80	4,680.00	63,406.83	6,696.07	400.00	70,502.90
0000334959	*JOURNEYMAN SUPPORT EQUIPMENT	57,324.80	62,004.80	4,680.00	59,490.53	1,042.37	4,638.64	65,171.54
0000335913	INSTRUCTOR BUS OPERATIONS (DATE LAST EMPLOYED 29-Dec-2023)	72,737.60	72,737.60	0.00	40,307.79	6,938.49	8,089.96	55,336.24
0000352755	ADMINISTRATIVE ASSISTANT	44,538.00	44,538.00	0.00	36,554.27	1,902.68	0.00	38,456.95
0000346139	*JOURNEYMAN ET-RAIL CAR MAINT	53,352.00	54,412.80	1,060.80	56,315.83	13,574.31	626.24	70,516.38
0000306583	SR ITS GIS DEVELOPER	110,666.40	114,539.88	3,873.48	110,557.67	0.00	20,511.88	131,069.55

METROPOLITAN ATLANTA RAPID TRANSIT AUTHORITY (MARTA)
MARTOC REPORT

EE NUMBER	TITLE	FY 23 BASE SALARY	FY 24 BASE SALARY	DIFFERENCE +/-	REGULAR EARNINGS	OVERTIME EARNINGS	OTHER EARNINGS	TOTAL EARNINGS
0000351983	*BUS OPERATOR (DATE LAST EMPLOYED 31-Mar-2024)	36,899.20	41,600.00	4,700.80	35,681.11	3,634.66	0.00	39,315.77
0000353408	*JOURNEYMAN SUPPORT EQUIPMENT	58,552.00	58,552.00	0.00	41,912.03	5,572.50	400.00	47,884.53
0000351973	*BUS OPERATOR	36,899.20	41,600.00	4,700.80	46,209.55	11,163.90	0.00	57,373.45
0000304092	*JOURNEYMAN AA BUS TECHNICIAN (DATE LAST EMPLOYED 01-May-2024)	57,844.80	63,044.80	5,200.00	58,776.77	1,330.69	400.00	60,507.46
0000340312	PARALEGAL	75,075.00	93,112.50	18,037.50	79,284.54	0.00	6,273.81	85,558.35
0000347722	AUDITOR III	66,970.80	87,161.88	20,191.08	78,202.11	0.00	0.00	78,202.11
0000344463	*BUS OPERATOR	48,380.80	56,888.00	8,507.20	42,093.38	10,410.35	3,546.62	56,050.35
0000306635	SR INSTRUCTOR BUS MAINT	98,563.66	102,013.60	3,449.94	98,512.38	0.00	15,163.68	113,676.06
0000327569	*JOURNEYMAN SUPPORT EQUIPMENT	55,536.00	60,216.00	4,680.00	58,094.50	482.53	3,089.20	61,666.23
0000316796	*SERVICEPERSON I (A)	40,539.20	45,323.20	4,784.00	47,198.08	286.23	0.00	47,484.31
0000302102	*BUS OPERATOR	52,707.20	57,928.00	5,220.80	59,003.80	11,403.89	3,342.00	73,749.69
0000327571	FLEET MAINTENANCE ANALYST	91,390.52	94,589.30	3,198.78	91,314.01	0.00	2,109.02	93,423.03
0000318082	SUPV RAIL LINE	62,587.20	66,747.20	4,160.00	65,182.63	25,013.44	5,777.28	95,973.35
0000334353	*BUS OPERATOR	52,187.20	56,888.00	4,700.80	60,218.08	9,233.92	2,990.88	72,442.88
0000320659	*BUS OPERATOR	52,187.20	56,888.00	4,700.80	63,069.93	17,879.48	0.00	80,949.41
0000350209	SUPV RAIL LINE (DATE LAST EMPLOYED 23-Jan-2024)	69,056.00	69,056.00	0.00	42,759.50	6,768.82	0.00	49,528.32
0000348222	*BUS OPERATOR	36,899.20	45,406.40	8,507.20	46,073.00	14,455.54	2,315.21	62,843.75
0000340903	*CUSTOMER INFORMATION OPERATOR	39,811.20	43,555.20	3,744.00	37,708.66	1,272.11	0.00	38,980.77
0000316266	*BUS OPERATOR	52,187.20	56,888.00	4,700.80	63,369.13	18,267.95	0.00	81,637.08
0000335498	TECHNICAL INSPECTOR	61,193.60	63,336.00	2,142.40	61,512.68	3,677.50	0.00	65,190.18
0000338673	SERVICE PLANNER III	73,103.16	75,661.82	2,558.66	72,872.59	0.00	0.00	72,872.59
0000339803	INSTRUCTOR BUS TECHNICAL	76,772.80	79,476.80	2,704.00	77,632.32	14,441.69	7,751.10	99,825.11
0000333663	*JOURNEYMAN RAIL CAR MECHANIC	57,324.80	62,004.80	4,680.00	67,297.75	13,646.11	400.00	81,343.86
0000324720	*JOURNEYMAN ET-TRAIN CONTROL	57,324.80	62,004.80	4,680.00	70,958.46	30,282.78	400.00	101,641.24
0000336805	*BUS OPERATOR	52,187.20	56,888.00	4,700.80	60,450.04	11,676.50	0.00	72,126.54
0000302901	*JOURNEYMAN ET-TRAIN CONTROL	57,844.80	63,044.80	5,200.00	63,608.49	1,322.12	400.00	65,330.61
0000320672	*JOURNEYMAN TRACK WALKER	57,324.80	62,004.80	4,680.00	65,300.76	13,006.59	0.00	78,307.35
0000341158	*BUS OPERATOR	40,705.60	49,233.60	8,528.00	34,075.56	2,564.92	1,196.73	37,837.21
0000302748	*BUS OPERATOR	52,707.20	57,928.00	5,220.80	67,139.50	52,811.28	0.00	119,950.78
0000337472	*SERVICEPERSON I	39,956.80	43,700.80	3,744.00	43,119.71	1,097.20	0.00	44,216.91
0000328471	*JOURNEYMAN RAIL CAR MECHANIC	57,324.80	62,004.80	4,680.00	61,162.04	626.02	400.00	62,188.06
0000351970	MGR ENTERPRISE NETWORK OPS	135,000.06	139,725.30	4,725.24	135,056.14	0.00	0.00	135,056.14
0000352475	SR ASSET MANAGER (DATE LAST EMPLOYED 10-Jan-2024)	120,000.14	120,000.14	0.00	58,671.51	0.00	3,654.78	62,326.29
0000331644	TRANSIT POLICE SERGEANT	77,230.40	83,137.60	5,907.20	75,175.26	47,824.65	14,197.95	137,197.86

METROPOLITAN ATLANTA RAPID TRANSIT AUTHORITY (MARTA)
MARTOC REPORT

EE NUMBER	TITLE	FY 23 BASE SALARY	FY 24 BASE SALARY	DIFFERENCE +/-	REGULAR EARNINGS	OVERTIME EARNINGS	OTHER EARNINGS	TOTAL EARNINGS
0000322979	*JOURNEYMAN AUTOMOTIVE TECH	57,324.80	62,004.80	4,680.00	59,937.04	0.00	2,658.80	62,595.84
0000334590	*BUS OPERATOR	52,187.20	56,888.00	4,700.80	53,665.12	2,224.82	4,285.60	60,175.54
0000306518	SUPV BUS MAINTENANCE	62,608.00	66,768.00	4,160.00	62,755.18	19,479.64	0.00	82,234.82
0000351776	*BUS OPERATOR (DATE LAST EMPLOYED 12-Jun-2024)	36,899.20	41,600.00	4,700.80	42,657.33	5,715.38	0.00	48,372.71
0000342997	*BUS OPERATOR	48,380.80	56,888.00	8,507.20	48,397.52	4,252.35	1,732.33	54,382.20
0000344985	*JOURNEYMAN BUS TECHNICIAN	54,308.80	61,131.20	6,822.40	61,450.79	13,896.28	400.00	75,747.07
0000342138	SR INFORMATION TECH AUDITOR	106,594.54	120,985.02	14,390.48	107,684.90	0.00	6,833.00	114,517.90
0000328465	*JOURNEYMAN ET-RAIL CAR MAINT	57,324.80	62,004.80	4,680.00	68,160.46	78,423.06	400.00	146,983.52
0000320577	*REVENUE AGENT	51,875.20	55,619.20	3,744.00	57,006.66	2,033.08	0.00	59,039.74
0000326640	SUPV CAR REPAIR INSPECTION	68,390.40	72,924.80	4,534.40	71,532.08	10,401.48	3,310.03	85,243.59
0000342347	TRANSIT POLICE OFFICER	57,616.00	62,025.60	4,409.60	65,042.64	36,483.41	1,683.01	103,209.06
0000342928	*JOURNEYMAN BODY REPAIR	57,324.80	62,004.80	4,680.00	45,119.74	2,202.64	400.00	47,722.38
0000342009	*JOURNEYMAN BODY REPAIR	57,324.80	62,004.80	4,680.00	64,200.89	13,689.77	400.00	78,290.66
0000342246	*JOURNEYMAN BUS TECHNICIAN	58,032.00	58,032.00	0.00	56,659.95	231.67	0.00	56,891.62
0000346029	SUPV BUS MAINTENANCE	54,142.40	65,124.80	10,982.40	56,671.88	8,901.55	608.24	66,181.67
0000343277	*BUS OPERATOR	48,380.80	56,888.00	8,507.20	60,566.87	25,273.08	0.00	85,839.95
0000323665	*BUS OPERATOR	52,187.20	56,888.00	4,700.80	58,801.17	10,218.22	2,406.80	71,426.19
0000304173	*STATION AGENT	47,195.20	51,459.20	4,264.00	54,789.45	8,965.02	3,057.60	66,812.07
0000351436	SUPPORT ANALYST II	59,430.80	61,511.06	2,080.26	59,429.81	0.00	0.00	59,429.81
0000303572	*BUS OPERATOR	52,707.20	57,928.00	5,220.80	50,644.54	3,350.78	3,606.88	57,602.20
0000304429	*SERVICEPERSON IV	42,702.40	46,446.40	3,744.00	52,013.87	24,694.00	446.60	77,154.47
0000336172	*BUS OPERATOR	52,187.20	56,888.00	4,700.80	57,678.43	12,337.09	1,714.24	71,729.76
0000348226	*BUS OPERATOR	36,899.20	45,406.40	8,507.20	45,407.76	11,738.92	174.64	57,321.32
0000324899	*RAIL STATION CLEANER	35,672.00	39,416.00	3,744.00	41,697.26	4,474.19	0.00	46,171.45
0000350964	*JOURNEYMAN BUS TECHNICIAN	49,732.80	57,491.20	7,758.40	59,950.28	7,774.34	400.00	68,124.62
0000304455	*JOURNEYMAN ET-RAIL CAR MAINT	57,844.80	63,044.80	5,200.00	68,849.96	56,872.06	400.00	126,122.02
0000330843	SR COST ANALYST	116,985.70	132,328.82	15,343.12	126,152.16	0.00	16,277.22	142,429.38
0000352013	FINANCIAL ANALYST II	90,000.04	93,150.20	3,150.16	90,056.34	0.00	0.00	90,056.34
0000348938	SR GRC SECURITY ANALYST	103,000.30	106,605.46	3,605.16	102,941.74	0.00	2,709.18	105,650.92
0000347225	*BUS OPERATOR	40,705.60	49,233.60	8,528.00	48,704.67	17,333.58	0.00	66,038.25
0000352890	*PT BUS OPERATOR	26,000.00	26,000.00	0.00	21,879.70	462.82	0.00	22,342.52
0000304377	*JOURNEYMAN ET-RADIO MAINT	57,844.80	63,044.80	5,200.00	66,810.92	14,491.52	400.00	81,702.44
0000351976	*BUS OPERATOR	36,899.20	41,600.00	4,700.80	45,776.50	10,777.52	0.00	56,554.02
0000304890	*BUS OPERATOR	52,707.20	57,928.00	5,220.80	60,470.35	12,922.28	810.88	74,203.51

METROPOLITAN ATLANTA RAPID TRANSIT AUTHORITY (MARTA)
MARTOC REPORT

EE NUMBER	TITLE	FY 23	FY 24	DIFFERENCE +/-	REGULAR EARNINGS	OVERTIME EARNINGS	OTHER EARNINGS	TOTAL EARNINGS
		BASE SALARY	BASE SALARY					
0000345300	TRANSIT POLICE CORPORAL	57,616.00	62,025.60	4,409.60	31,524.07	38,294.06	31,244.60	101,062.73
0000338761	*SERVICEPERSON I	39,956.80	43,700.80	3,744.00	45,162.05	21,856.17	168.08	67,186.30
0000320199	*STATION AGENT	46,675.20	50,419.20	3,744.00	45,981.19	2,924.28	2,872.60	51,778.07
0000343249	LEASE ACCOUNTANT	84,122.48	89,136.84	5,014.36	85,362.03	0.00	4,151.55	89,513.58
0000328301	DIR SAFETY MANAGEMENT SYSTEMS	151,840.26	157,154.92	5,314.66	151,673.68	0.00	12,849.58	164,523.26
0000348607	*JOURNEYMAN BUS TECHNICIAN	52,811.20	58,822.40	6,011.20	65,130.38	26,845.78	400.00	92,376.16
0000353801	SR MAINTENANCE PLANNER MOW (DATE LAST EMPLOYED 29-Feb-2024)	71,905.60	71,905.60	0.00	24,946.40	0.00	2,189.67	27,136.07
0000321214	*RAIL STATION CLEANER	35,672.00	39,416.00	3,744.00	40,825.88	5,450.51	3,775.84	50,052.23
0000351257	*STATION AGENT	39,104.00	46,176.00	7,072.00	48,621.20	5,731.65	0.00	54,352.85
0000350162	CONTRACT SPECIALIST III	82,400.24	85,284.42	2,884.18	76,860.03	0.00	2,032.97	78,893.00
0000340790	*JOURNEYMAN LIGHT RAIL TECH	57,324.80	62,004.80	4,680.00	64,577.18	9,306.82	0.00	73,884.00
0000318949	*STATION AGENT	46,675.20	50,419.20	3,744.00	54,059.23	36,373.01	1,513.35	91,945.59
0000355095	*JOURNEYMAN BUS TECHNICIAN	54,412.80	54,412.80	0.00	15,924.88	6,867.00	0.00	22,791.88
0000304334	*BUS OPERATOR	52,707.20	57,928.00	5,220.80	64,285.98	19,522.21	0.00	83,808.19
0000349301	*BUS OPERATOR	36,899.20	45,406.40	8,507.20	28,093.81	1,636.85	174.64	29,905.30
0000352291	*BUS OPERATOR	41,600.00	41,600.00	0.00	42,588.05	7,772.40	0.00	50,360.45
0000331299	AUDITOR III	89,343.54	92,470.82	3,127.28	89,267.52	0.00	0.00	89,267.52
0000303433	PARKING SERVICES CASHIER PT (DATE LAST EMPLOYED 01-May-2024)	0.00	0.00	0.00	35,748.58	3,783.67	154.62	39,686.87
0000303417	*SERVICEPERSON I	40,476.80	44,740.80	4,264.00	33,585.42	1,917.71	0.00	35,503.13
0000350434	QA ENGINEER	88,866.44	91,976.82	3,110.38	88,820.23	0.00	0.00	88,820.23
0000352005	CJIT-POLICE DISPATCHER	62,379.20	64,563.20	2,184.00	69,985.90	10,301.58	599.80	80,887.28
0000330378	*BUS OPERATOR	52,187.20	56,888.00	4,700.80	52,199.16	650.64	3,155.44	56,005.24
0000351827	TRANSIT POLICE OFFICER	51,230.40	55,140.80	3,910.40	53,623.54	6,453.45	935.94	61,012.93
0000346110	IT PROJECT MANAGER	98,896.46	102,357.84	3,461.38	98,806.21	0.00	0.00	98,806.21
0000343100	QA ENGINEER	104,613.60	108,275.18	3,661.58	104,517.32	0.00	0.00	104,517.32
0000332760	OFFICE ADMINISTRATOR II (DATE LAST EMPLOYED 26-Feb-2024)	64,116.52	64,116.52	0.00	44,373.55	0.00	10,603.93	54,977.48
0000337233	MGR REPROGRAPHICS	83,626.66	86,553.74	2,927.08	83,559.40	0.00	7,504.98	91,064.38
0000351181	*RAIL STATION CLEANER	30,180.80	35,776.00	5,595.20	38,093.87	2,497.59	0.00	40,591.46
0000353878	CRIMINAL JUSTICE INFO TECH REC	42,744.00	42,744.00	0.00	24,607.20	0.00	0.00	24,607.20
0000324690	*BUS OPERATOR	36,899.20	45,406.40	8,507.20	47,528.28	4,428.10	349.28	52,305.66
0000330506	*JOURNEYMAN RAIL CAR MECHANIC	57,324.80	62,004.80	4,680.00	65,180.80	7,861.42	400.00	73,442.22
0000320261	SR FINANCIAL ANALYST	90,269.92	108,342.78	18,072.86	101,863.76	0.00	4,026.12	105,889.88
0000343017	SR ASSOCIATE COUNSEL	127,987.34	170,775.28	42,787.94	143,558.84	0.00	0.00	143,558.84
0000302237	CONTRACT EMP ADMIN SUPPORT (DATE LAST EMPLOYED 19-Apr-2024)	0.00	0.00	0.00	37,617.13	403.10	0.00	38,020.23

METROPOLITAN ATLANTA RAPID TRANSIT AUTHORITY (MARTA)
MARTOC REPORT

EE NUMBER	TITLE	FY 23	FY 24	DIFFERENCE	REGULAR	OVERTIME	OTHER	TOTAL
		BASE SALARY	BASE SALARY	+/-	EARNINGS	EARNINGS	EARNINGS	EARNINGS
0000353403	DATA MGMT ANALYST	98,329.14	98,329.14	0.00	68,751.20	0.00	0.00	68,751.20
0000341605	*BUS OPERATOR	52,187.20	56,888.00	4,700.80	52,520.79	8,883.64	4,998.85	66,403.28
0000346788	*JOURNEYMAN BUS TECHNICIAN	53,352.00	58,822.40	5,470.40	28,901.28	6,765.55	1,216.08	36,882.91
0000348715	*JOURNEYMAN BUS TECHNICIAN	52,811.20	58,822.40	6,011.20	63,628.92	13,353.15	400.00	77,382.07
0000326990	MGR SAFETY	127,760.36	132,232.10	4,471.74	127,673.94	0.00	14,597.45	142,271.39
0000348929	SR DIR BUDGET & GRANTS	176,800.26	200,668.52	23,868.26	188,176.05	0.00	0.00	188,176.05
0000302954	GEN SUPT BUS MAINT	90,933.96	106,301.26	15,367.30	99,980.04	0.00	12,640.80	112,620.84
0000302208	*DYNAMOMETER OPERATOR	57,844.80	63,044.80	5,200.00	69,703.21	52,780.38	400.00	122,883.59
0000350461	APARC COMM CTR OPR (DATE LAST EMPLOYED 28-Jun-2024)	48,009.00	48,009.00	0.00	46,217.70	8,656.78	3,231.87	58,106.35
0000351358	TRANSIT POLICE OFFICER	51,230.40	55,140.80	3,910.40	52,883.27	14,526.75	5,738.79	73,148.81
0000325080	*JOURNEYMAN ELEC POWER ELECT	57,324.80	62,004.80	4,680.00	67,186.11	58,143.21	400.00	125,729.32
0000320825	*JOURNEYMAN ELEC POWER ELECT	57,324.80	62,004.80	4,680.00	64,934.13	7,782.54	400.00	73,116.67
0000352112	SUPT WORKFORCE MANAGEMENT	68,120.00	70,504.20	2,384.20	67,652.00	0.00	1,397.34	69,049.34
0000342304	*BUS OPERATOR	52,187.20	56,888.00	4,700.80	63,173.53	24,820.92	0.00	87,994.45
0000348478	*BUS OPERATOR (DATE LAST EMPLOYED 13-May-2024)	36,899.20	45,406.40	8,507.20	23,753.42	13,852.50	0.00	37,605.92
0000303101	*JOURNEYMAN BODY REPAIR	57,844.80	63,044.80	5,200.00	73,163.81	43,446.33	400.00	117,010.14
0000303103	CONTRACT PROFESSIONAL DISPATCH	0.00	0.00	0.00	67,689.66	6,674.06	0.00	74,363.72
0000320922	*JOURNEYMAN BODY REPAIR	57,324.80	62,004.80	4,680.00	64,406.63	3,120.78	400.00	67,927.41
0000332234	TRANSIT POLICE SERGEANT	83,532.80	86,465.60	2,932.80	87,033.92	15,560.54	2,508.80	105,103.26
0000354032	*JOURNEYMAN BUS TECHNICIAN	54,412.80	54,412.80	0.00	25,562.65	2,540.79	257.96	28,361.40
0000353412	*SERVICEPERSON I	42,016.00	42,016.00	0.00	29,589.40	0.00	0.00	29,589.40
0000344488	AGM PLANNING	211,150.16	218,540.66	7,390.50	206,931.28	0.00	4,036.95	210,968.23
0000321603	*SERVICEPERSON I	39,956.80	43,700.80	3,744.00	45,375.65	313.36	0.00	45,689.01
0000347556	PERFORMANCE ANALYST	65,487.24	67,779.40	2,292.16	65,423.70	0.00	755.63	66,179.33
0000345464	DIVERSITY EEO INVESTIGATOR	78,029.12	80,760.16	2,731.04	77,966.48	0.00	0.00	77,966.48
0000330887	*BUS OPERATOR	52,187.20	56,888.00	4,700.80	54,658.66	8,931.31	2,152.00	65,741.97
0000332080	*BUS OPERATOR (DATE LAST EMPLOYED 01-Jun-2024)	52,187.20	56,888.00	4,700.80	45,361.68	3,072.40	5,401.26	53,835.34
0000323163	*BUS OPERATOR	52,187.20	56,888.00	4,700.80	58,543.47	1,297.55	0.00	59,841.02
0000302276	SUPT RAIL CAR MAINT	81,307.20	95,220.32	13,913.12	83,280.86	10,737.16	10,945.20	104,963.22
0000332580	MECHANICAL ENGINEER V	87,177.74	90,229.10	3,051.36	87,106.16	0.00	5,364.79	92,470.95
0000345431	ACCOUNTING SPECIALIST II	51,519.00	53,332.50	1,813.50	52,615.91	4,360.64	1,822.98	58,799.53
0000337866	PROJECT MANAGER II	113,248.98	117,212.94	3,963.96	113,140.26	0.00	10,453.76	123,594.02
0000304046	*RAIL STATION CLEANER	36,192.00	40,456.00	4,264.00	43,094.03	7,377.99	0.00	50,472.02
0000319801	TRANSIT POLICE OFFICER	72,883.20	75,441.60	2,558.40	-42,718.71	156,575.49	132,007.53	245,864.31

METROPOLITAN ATLANTA RAPID TRANSIT AUTHORITY (MARTA)
MARTOC REPORT

EE NUMBER	TITLE	FY 23	FY 24	DIFFERENCE +/-	REGULAR EARNINGS	OVERTIME EARNINGS	OTHER EARNINGS	TOTAL EARNINGS
		BASE SALARY	BASE SALARY					
0000318676	OPERATIONS PROGRAM MANAGER	131,481.74	136,083.74	4,602.00	103,532.34	0.00	43,692.48	147,224.82
0000331793	ELECTRICAL MAINTENANCE INSPECT	67,080.00	69,439.50	2,359.50	69,988.85	56,815.71	1,274.35	128,078.91
0000355177	BUSINESS PROCESS ANALYST II	109,710.38	109,710.38	0.00	24,053.94	0.00	407.70	24,461.64
0000340742	SUPV LIGHT RAIL TRANSPORTATION	62,587.20	66,747.20	4,160.00	63,663.34	7,945.18	7,341.96	78,950.48
0000341159	*BUS OPERATOR (DATE LAST EMPLOYED 17-Jan-2024)	52,187.20	56,888.00	4,700.80	31,450.44	3,633.74	1,240.48	36,324.66
0000354248	*BUS OPERATOR	41,600.00	41,600.00	0.00	20,158.40	1,367.40	0.00	21,525.80
0000346803	TRANSIT POLICE OFFICER	53,268.80	57,324.80	4,056.00	38,099.85	20,828.26	21,461.18	80,389.29
0000335543	*STATION AGENT	42,432.00	50,419.20	7,987.20	48,988.06	13,782.24	2,284.80	65,055.10
0000352420	*JOURNEYMAN BUS TECHNICIAN	54,412.80	54,412.80	0.00	53,007.41	11,182.00	0.00	64,189.41
0000354018	*BUS OPERATOR (DATE LAST EMPLOYED 16-Jul-2024)	41,600.00	41,600.00	0.00	26,038.09	3,675.90	0.00	29,713.99
0000324789	*BUS OPERATOR	52,187.20	56,888.00	4,700.80	36,108.28	551.66	602.16	37,262.10
0000304612	SR MOBILITY SVC AGENT	55,555.50	57,505.50	1,950.00	57,128.81	4,314.56	5,405.98	66,849.35
0000333111	TRANSIT POLICE CORPORAL	70,075.20	75,441.60	5,366.40	43,653.95	54,439.92	38,496.72	136,590.59
0000332510	TRANSIT POLICE OFFICER (DATE LAST EMPLOYED 28-Sep-2023)	72,883.20	72,883.20	0.00	17,246.96	3,253.58	8,091.01	28,591.55
0000337217	MGR TECHNICAL TRAINING (DATE LAST EMPLOYED 10-Jan-2024)	111,764.38	111,764.38	0.00	64,410.58	0.00	2,755.71	67,166.29
0000304697	*JOURNEYMAN TRACK MAINTAINER	57,844.80	63,044.80	5,200.00	67,045.23	17,396.60	0.00	84,441.83
0000333578	*BUS OPERATOR	52,187.20	56,888.00	4,700.80	63,326.21	36,683.15	0.00	100,009.36
0000321483	*BUS OPERATOR	52,187.20	56,888.00	4,700.80	55,212.49	23,489.49	3,941.38	82,643.36
0000326637	*JOURNEYMAN RAIL CAR MECHANIC	57,324.80	62,004.80	4,680.00	66,703.65	16,747.28	400.00	83,850.93
0000345820	*BUS OPERATOR	44,532.80	53,081.60	8,548.80	52,836.57	10,154.47	1,217.04	64,208.08
0000305795	*JOURNEYMAN ELEC POWER ELECT	57,844.80	63,044.80	5,200.00	62,346.54	9,015.48	3,794.72	75,156.74
0000351223	*RAIL STATION CLEANER	30,180.80	35,776.00	5,595.20	32,490.54	6,749.19	275.20	39,514.93
0000325093	*BUS OPERATOR	52,187.20	56,888.00	4,700.80	57,600.98	6,883.12	3,228.89	67,712.99
0000326867	SUPT BUS TRANSPORTATION	70,324.80	80,623.92	10,299.12	73,595.40	4,832.95	8,696.90	87,125.25
0000339663	*RAIL STATION CLEANER	35,672.00	39,416.00	3,744.00	42,384.66	9,397.33	0.00	51,781.99
0000319987	TRANSIT POLICE SERGEANT	75,816.00	83,137.60	7,321.60	6,580.76	118,966.36	91,064.58	216,611.70
0000345920	*BUS OPERATOR	44,532.80	53,081.60	8,548.80	49,036.52	9,658.36	3,914.07	62,608.95
0000319798	TRANSIT POLICE OFFICER	72,883.20	75,441.60	2,558.40	74,428.83	38,794.82	15,634.30	128,857.95
0000321981	*JOURNEYMAN ET-LABORATORY	57,324.80	62,004.80	4,680.00	66,013.55	26,457.78	400.00	92,871.33
0000345531	TRANSIT POLICE OFFICER	55,369.60	57,324.80	1,955.20	35,818.97	31,811.16	25,751.55	93,381.68
0000320326	PLANNER AUTOMATIC TRAIN CONTR	70,512.00	72,987.20	2,475.20	75,288.53	31,851.36	2,779.80	109,919.69
0000321103	*JOURNEYMAN ET-RAIL CAR MAINT	55,536.00	62,004.80	6,468.80	63,091.35	132.86	400.00	63,624.21
0000332186	TRANSIT POLICE LIEUTENANT	90,896.00	97,864.00	6,968.00	97,172.84	22,516.78	8,740.00	128,429.62
0000337836	*JOURNEYMAN SUPPORT EQUIPMENT	57,324.80	62,004.80	4,680.00	62,480.34	10,586.49	400.00	73,466.83

MARTOC REPORT

EE NUMBER	TITLE	FY 23	FY 24	DIFFERENCE	REGULAR	OVERTIME	OTHER	TOTAL
		BASE SALARY	BASE SALARY	+/-	EARNINGS	EARNINGS	EARNINGS	EARNINGS
0000306134	*BUS OPERATOR	52,707.20	57,928.00	5,220.80	64,138.97	33,689.99	0.00	97,828.96
0000330991	DIVISION DISPATCHER	70,241.60	74,900.80	4,659.20	70,718.13	17,724.41	7,429.40	95,871.94
0000306271	SR COST ANALYST	116,985.70	132,328.82	15,343.12	125,193.55	0.00	24,133.95	149,327.50
0000332382	TRANSIT POLICE SERGEANT	80,308.80	86,465.60	6,156.80	47,281.56	71,573.03	50,289.22	169,143.81
0000353282	OFFICE ADMINISTRATOR II	68,648.58	68,648.58	0.00	50,099.09	0.00	0.00	50,099.09
0000332790	TRANSIT POLICE OFFICER SPECIAL	70,075.20	75,441.60	5,366.40	77,261.08	14,360.55	3,289.76	94,911.39
0000304902	*BUS OPERATOR	52,707.20	57,928.00	5,220.80	63,828.38	1,648.75	1,053.76	66,530.89
0000339569	*BUS OPERATOR	52,187.20	56,888.00	4,700.80	59,601.96	18,095.94	3,647.28	81,345.18
0000305835	SR INSTRUCTOR RAIL MAINT	102,456.38	106,042.56	3,586.18	100,390.27	0.00	10,061.79	110,452.06
0000305315	*PT BUS OPERATOR	0.00	0.00	0.00	23,580.68	0.00	0.00	23,580.68
0000305597	*JOURNEYMAN ET-RAIL CAR MAINT	57,844.80	63,044.80	5,200.00	63,731.12	0.00	400.00	64,131.12
0000336001	*RAIL OPERATOR	52,187.20	56,888.00	4,700.80	60,226.33	22,289.79	1,696.16	84,212.28
0000322978	*JOURNEYMAN RAIL CAR MECHANIC	57,324.80	62,004.80	4,680.00	67,432.59	73,598.45	400.00	141,431.04
0000342505	*BUS OPERATOR	52,187.20	56,888.00	4,700.80	32,505.55	5,370.63	1,675.29	39,551.47
0000339414	*BUS OPERATOR	52,187.20	56,888.00	4,700.80	49,618.54	12,039.61	2,141.47	63,799.62
0000328844	*JOURNEYMAN ET-TRAIN CONTROL	57,324.80	62,004.80	4,680.00	65,297.28	18,600.01	400.00	84,297.29
0000331641	MGR TECH SYSTEMS SUPPORT	127,737.74	132,208.70	4,470.96	127,651.59	0.00	3,194.11	130,845.70
0000325787	SR TECHNICAL SERVICES ENGINEER	106,579.98	110,310.46	3,730.48	104,447.50	0.00	5,805.16	110,252.66
0000320420	*BUS OPERATOR	52,187.20	56,888.00	4,700.80	62,245.30	20,359.91	2,553.28	85,158.49
0000333097	*BUS OPERATOR	52,187.20	56,888.00	4,700.80	39,779.11	462.86	265.97	40,507.94
0000342556	CONTRACT PROFESSIONAL	0.00	0.00	0.00	109,449.74	0.00	0.00	109,449.74
0000302969	BREEZE CARD FULFILLMENT AGENT	35,139.00	36,387.00	1,248.00	35,301.95	380.42	5,406.00	41,088.37
0000304983	*REVENUE AGENT	52,395.20	56,659.20	4,264.00	52,964.99	0.00	6,188.48	59,153.47
0000305077	*PT BUS OPERATOR	0.00	0.00	0.00	21,991.36	0.00	0.00	21,991.36
0000322977	*JOURNEYMAN BUS TECHNICIAN	56,451.20	61,131.20	4,680.00	65,202.09	10,668.25	400.00	76,270.34
0000348531	SR MGR SYSTEMS ENGINEERING	148,572.06	153,772.32	5,200.26	148,408.86	0.00	0.00	148,408.86
0000342767	TRANSIT POLICE OFFICER	57,616.00	59,633.60	2,017.60	52,560.56	34,971.60	8,470.92	96,003.08
0000303746	*RAIL OPERATOR	52,707.20	57,928.00	5,220.80	59,942.84	19,806.81	1,722.17	81,471.82
0000354033	*RAIL STATION CLEANER	33,924.80	33,924.80	0.00	20,053.23	1,058.12	0.00	21,111.35
0000351834	MGR CUSTOMER SERVICES	101,189.14	104,730.86	3,541.72	101,245.41	0.00	0.00	101,245.41
0000304595	*SERVICEPERSON II	40,476.80	44,740.80	4,264.00	48,598.05	12,060.43	622.72	61,281.20
0000320152	*RAIL OPERATOR	52,187.20	56,888.00	4,700.80	55,470.75	18,211.57	712.53	74,394.85
0000324688	*BUS OPERATOR	52,187.20	56,888.00	4,700.80	48,327.19	2,418.59	857.12	51,602.90
0000332184	SUPV BUS & RAIL STORES	68,452.80	72,987.20	4,534.40	61,245.56	9,128.14	8,161.68	78,535.38
0000306385	*BUS OPERATOR	52,707.20	57,928.00	5,220.80	58,929.41	29,746.98	11,573.64	100,250.03

METROPOLITAN ATLANTA RAPID TRANSIT AUTHORITY (MARTA)
MARTOC REPORT

EE NUMBER	TITLE	FY 23 BASE SALARY	FY 24 BASE SALARY	DIFFERENCE +/-	REGULAR EARNINGS	OVERTIME EARNINGS	OTHER EARNINGS	TOTAL EARNINGS
0000335108	*BUS OPERATOR	52,187.20	56,888.00	4,700.80	62,465.10	22,903.71	218.80	85,587.61
0000346151	PROJECT MANAGER I	85,969.00	103,500.28	17,531.28	91,886.07	0.00	0.00	91,886.07
0000306063	*JOURNEYMAN STRUCTURAL INSPECT	57,844.80	63,044.80	5,200.00	65,271.03	4,933.19	0.00	70,204.22
0000331586	OFFICE ADMINISTRATOR II	65,414.44	67,704.00	2,289.56	65,398.50	0.00	0.00	65,398.50
0000315522	*SERVICEPERSON I	40,476.80	44,740.80	4,264.00	48,436.40	17,149.37	0.00	65,585.77
0000307431	PROTECTIVE SPEC POLICE CADET	49,774.40	51,521.60	1,747.20	57,274.92	340.50	8,231.92	65,847.34
0000345002	TRANSIT POLICE OFFICER SPECIAL (DATE LAST EMPLOYED 16-Nov-2023)	53,268.80	55,369.60	2,100.80	24,962.46	17,408.54	2,862.26	45,233.26
0000303654	*RAIL OPERATOR	52,707.20	57,928.00	5,220.80	61,033.51	15,889.06	2,978.67	79,901.24
0000349008	*RAIL STATION CLEANER	32,032.00	37,502.40	5,470.40	38,482.88	0.00	838.88	39,321.76
0000347206	SR TRANSIT SYSTEMS PLANNER	65,336.70	80,299.18	14,962.48	72,725.20	0.00	298.40	73,023.60
0000345471	*BUS OPERATOR	44,532.80	53,081.60	8,548.80	46,370.03	13,034.06	685.12	60,089.21
0000351357	*JOURNEYMAN TRACK MAINTAINER (DATE LAST EMPLOYED 08-Oct-2023)	49,732.80	54,412.80	4,680.00	19,847.74	6,886.10	0.00	26,733.84
0000345036	MGR SECURITY & EMERGENCY MGMT	104,613.60	108,275.18	3,661.58	104,336.83	0.00	9,188.30	113,525.13
0000322944	TRANSIT POLICE OFFICER SPECIAL	75,816.00	75,816.00	0.00	44,753.75	49,628.11	36,372.36	130,754.22
0000306367	*JOURNEYMAN ET-LABORATORY	57,844.80	63,044.80	5,200.00	66,066.86	31,503.48	678.10	98,248.44
0000343825	*JOURNEYMAN BODY REPAIR	55,536.00	62,004.80	6,468.80	67,554.15	58,309.52	400.00	126,263.67
0000302222	CONTRACT INSTRUCTOR	0.00	0.00	0.00	45,923.36	0.00	0.00	45,923.36
0000322244	*JOURNEYMAN OVERHAULER	57,324.80	62,004.80	4,680.00	68,256.28	39,971.37	400.00	108,627.65
0000330534	*RAIL OPERATOR	52,187.20	56,888.00	4,700.80	49,310.96	24,736.46	1,733.56	75,780.98
0000349913	*RAIL STATION CLEANER	32,032.00	37,502.40	5,470.40	38,514.39	11,752.34	0.00	50,266.73
0000339671	*SERVICEPERSON I	39,956.80	43,700.80	3,744.00	56,375.50	41,170.75	0.00	97,546.25
0000335873	SUPPORT ANALYST II	86,680.88	73,770.84	-12,910.04	82,904.18	0.00	3,733.98	86,638.16
0000321555	*JOURNEYMAN ET-RADIO MAINT	49,732.80	54,412.80	4,680.00	54,062.99	7,459.91	382.56	61,905.46
0000335369	ENTERPRISE SYSTEMS ENGINEER	97,094.14	100,492.60	3,398.46	96,668.05	0.00	10,456.32	107,124.37
0000346886	*BUS OPERATOR	40,705.60	49,233.60	8,528.00	52,315.25	11,861.07	757.44	64,933.76
0000332955	TRANSIT POLICE LIEUTENANT	101,712.00	105,289.60	3,577.60	116,126.89	24,233.13	9,780.00	150,140.02
0000304695	SUPT BUS MAINTENANCE GARAGE	88,501.66	91,599.30	3,097.64	88,669.27	921.48	0.00	89,590.75
0000334856	*BUS OPERATOR	52,187.20	56,888.00	4,700.80	26,817.02	4,927.98	350.91	32,095.91
0000302723	*RAIL OPERATOR (DATE LAST EMPLOYED 01-Apr-2024)	52,707.20	57,928.00	5,220.80	51,052.30	935.11	2,869.32	54,856.73
0000303292	*CUSTOMER INFO OPERATOR PT	0.00	0.00	0.00	25,502.30	0.00	0.00	25,502.30
0000351992	*BUS OPERATOR	36,899.20	41,600.00	4,700.80	45,373.88	14,198.68	0.00	59,572.56
0000330501	*JOURNEYMAN AA BUS TECHNICIAN	57,324.80	62,004.80	4,680.00	55,371.72	38,441.64	3,704.96	97,518.32
0000352121	*BUS OPERATOR	36,899.20	41,600.00	4,700.80	31,381.29	407.16	0.00	31,788.45
0000314760	MARKETING SPEC & EVENT PLANNER	47,170.50	79,695.20	32,524.70	61,791.99	0.00	296.16	62,088.15

METROPOLITAN ATLANTA RAPID TRANSIT AUTHORITY (MARTA)
MARTOC REPORT

EE NUMBER	TITLE	FY 23	FY 24	DIFFERENCE +/-	REGULAR EARNINGS	OVERTIME EARNINGS	OTHER EARNINGS	TOTAL EARNINGS
		BASE SALARY	BASE SALARY					
0000344110	*JOURNEYMAN ET-RADIO MAINT	49,732.80	58,988.80	9,256.00	59,238.36	7,928.57	400.00	67,566.93
0000340622	*LIGHT RAIL OPERATOR	36,899.20	45,406.40	8,507.20	48,413.42	9,468.33	0.00	57,881.75
0000335554	*BUS OPERATOR	52,187.20	56,888.00	4,700.80	61,901.78	25,607.45	2,972.82	90,482.05
0000352573	DIR CYBER SECURITY	186,300.14	186,300.14	0.00	159,286.98	0.00	0.00	159,286.98
0000345847	*JOURNEYMAN RAIL CAR MECHANIC (DATE LAST EMPLOYED 06-Mar-2024)	55,536.00	62,004.80	6,468.80	31,674.69	261.54	400.00	32,336.23
0000327312	*JOURNEYMAN ET-RAIL CAR MAINT	57,324.80	62,004.80	4,680.00	53,672.56	2,467.76	1,371.49	57,511.81
0000329363	*RAIL OPERATOR	52,187.20	56,888.00	4,700.80	57,371.53	13,582.64	3,611.12	74,565.29
0000321041	*JOURNEYMAN ELEC POWER ELECT (DATE LAST EMPLOYED 10-Nov-2023)	57,324.80	62,004.80	4,680.00	37,917.52	2,721.27	1,138.40	41,777.19
0000327720	*BUS OPERATOR	52,187.20	56,888.00	4,700.80	62,575.44	31,453.84	1,714.24	95,743.52
0000342840	AGM INFRASTRUCTURE	210,159.82	217,515.48	7,355.66	225,674.61	0.00	0.00	225,674.61
0000302165	CONTRACT EMP ADMIN SUPPORT	0.00	0.00	0.00	50,556.50	0.00	0.00	50,556.50
0000348795	*BUS OPERATOR (DATE LAST EMPLOYED 13-Dec-2023)	36,899.20	45,406.40	8,507.20	23,393.83	2,394.97	0.00	25,788.80
0000335865	*MATERIAL CONTROLLER	47,798.40	53,684.80	5,886.40	52,695.32	1,011.24	1,365.68	55,072.24
0000329365	*RAIL OPERATOR	52,187.20	56,888.00	4,700.80	53,664.37	1,795.60	2,435.37	57,895.34
0000343571	*BUS OPERATOR	48,380.80	56,888.00	8,507.20	59,191.32	16,074.74	0.00	75,266.06
0000351993	*BUS OPERATOR	36,899.20	41,600.00	4,700.80	47,789.08	19,362.53	0.00	67,151.61
0000303218	RAIL SERVICES CONTROLLER	80,579.20	83,408.00	2,828.80	79,167.94	3,988.13	5,155.00	88,311.07
0000303395	*BUS OPERATOR	52,707.20	57,928.00	5,220.80	59,482.67	13,363.36	5,409.36	78,255.39
0000309936	SUPV BUS TRANSPORTATION	64,334.40	68,598.40	4,264.00	61,510.26	8,841.22	4,459.84	74,811.32
0000332761	TRANSIT POLICE SERGEANT	83,532.80	86,465.60	2,932.80	66,472.24	43,059.84	28,033.44	137,565.52
0000332052	*STATION AGENT	39,104.00	50,419.20	11,315.20	45,033.90	8,936.63	355.20	54,325.73
0000351315	*RAIL STATION CLEANER (DATE LAST EMPLOYED 31-Jan-2024)	30,180.80	35,776.00	5,595.20	21,079.29	587.16	0.00	21,666.45
0000348783	*BUS OPERATOR (DATE LAST EMPLOYED 05-Apr-2024)	36,899.20	45,406.40	8,507.20	38,869.34	16,843.66	0.00	55,713.00
0000305617	SUPV RAIL LINE	68,411.20	72,945.60	4,534.40	72,597.22	15,323.01	0.00	87,920.23
0000353592	*BUS OPERATOR	41,600.00	41,600.00	0.00	29,170.39	6,222.90	0.00	35,393.29
0000345354	SR DIR LITIGATION & ADMIN	176,534.28	201,825.00	25,290.72	184,206.19	0.00	3,757.02	187,963.21
0000354305	*JOURNEYMAN BUS TECHNICIAN	54,412.80	54,412.80	0.00	23,541.36	1,069.29	0.00	24,610.65
0000304676	QA ENGINEER	103,607.66	107,234.14	3,626.48	103,548.68	0.00	9,432.05	112,980.73
0000318679	*RAIL OPERATOR	52,187.20	56,888.00	4,700.80	51,896.38	4,313.65	7,322.98	63,533.01
0000303426	SUPV RAIL CAR APPEARANCE	66,268.80	70,657.60	4,388.80	69,574.52	14,815.65	1,784.16	86,174.33
0000325085	*JOURNEYMAN ELEC POWER ELECT	57,324.80	62,004.80	4,680.00	65,608.34	10,990.64	400.00	76,998.98
0000316072	TRANSIT POLICE SERGEANT	83,532.80	86,465.60	2,932.80	89,076.16	21,393.30	0.00	110,469.46
0000337662	TRANSIT POLICE OFFICER SPECIAL	70,075.20	75,441.60	5,366.40	61,861.44	48,497.84	19,919.62	130,278.90
0000306433	*STATION AGENT	47,195.20	51,459.20	4,264.00	52,156.18	5,028.93	1,748.48	58,933.59

MARTOC REPORT

EE NUMBER	TITLE	FY 23	FY 24	DIFFERENCE	REGULAR	OVERTIME	OTHER	TOTAL
		BASE SALARY	BASE SALARY	+/-	EARNINGS	EARNINGS	EARNINGS	EARNINGS
0000302568	*STATION AGENT	47,195.20	51,459.20	4,264.00	46,999.21	1,162.92	5,950.99	54,113.12
0000337667	SUPV RAIL CAR APPEARANCE	63,107.20	67,308.80	4,201.60	62,790.14	14,423.39	4,691.78	81,905.31
0000329431	SR ASSOCIATE COUNSEL WKRS COMP	131,086.28	165,600.24	34,513.96	143,179.15	0.00	5,041.78	148,220.93
0000353292	CONTRACT SPECIALIST II	74,414.60	74,414.60	0.00	55,362.34	0.00	0.00	55,362.34
0000339071	*BUS OPERATOR	52,187.20	56,888.00	4,700.80	60,641.55	13,050.76	259.83	73,952.14
0000341493	TRANSIT POLICE OFFICER	67,392.00	72,529.60	5,137.60	69,698.64	27,050.09	370.20	97,118.93
0000347693	*JOURNEYMAN ET-COMPUTER MAINT	54,308.80	60,216.00	5,907.20	64,321.69	32,361.80	400.00	97,083.49
0000321150	MOBILITY OPERATIONS FIELD INS	63,145.16	83,116.80	19,971.64	72,474.25	2,029.28	7,369.93	81,873.46
0000351225	*RAIL STATION CLEANER (DATE LAST EMPLOYED 20-Jun-2024)	30,180.80	35,776.00	5,595.20	38,473.58	27,024.53	0.00	65,498.11
0000302600	*BUS OPERATOR	52,707.20	57,928.00	5,220.80	62,193.86	14,256.08	0.00	76,449.94
0000347970	CRIMINAL JUSTICE INFO TECH REC	45,364.80	46,966.40	1,601.60	45,361.93	635.12	283.53	46,280.58
0000349915	GOVT AFFAIRS PROG MGR	92,510.08	95,748.12	3,238.04	92,427.71	0.00	0.00	92,427.71
0000322037	SUPV RAIL LINE	66,414.40	70,824.00	4,409.60	67,543.72	20,181.25	12,772.00	100,496.97
0000346063	*BUS OPERATOR	44,532.80	53,081.60	8,548.80	53,860.46	30,625.09	0.00	84,485.55
0000345447	*BUS OPERATOR	44,532.80	53,081.60	8,548.80	54,145.60	17,450.84	189.36	71,785.80
0000332084	*BUS OPERATOR	52,187.20	56,888.00	4,700.80	59,298.52	12,504.91	3,943.24	75,746.67
0000325950	ARCHITECT VI	106,987.92	110,732.70	3,744.78	100,753.36	0.00	6,172.50	106,925.86
0000350005	*SERVICEPERSON I	36,649.60	43,700.80	7,051.20	42,606.23	2,983.33	504.24	46,093.80
0000344869	*JOURNEYMAN BUS TECHNICIAN	54,308.80	61,131.20	6,822.40	62,001.86	5,131.55	400.00	67,533.41
0000343496	PROTECTIVE SPEC POLICE CADET	42,848.00	44,366.40	1,518.40	36,982.15	21,243.55	13,966.80	72,192.50
0000345926	TRANSIT POLICE OFFICER SPECIAL	55,369.60	59,633.60	4,264.00	59,507.33	37,193.54	5,232.92	101,933.79
0000352115	*BUS OPERATOR	36,899.20	41,600.00	4,700.80	38,431.90	6,823.70	0.00	45,255.60
0000347641	*BUS OPERATOR	49,233.60	49,233.60	0.00	41,775.53	8,543.82	0.00	50,319.35
0000332988	ASST SUPV FIELD DATA COLL	61,172.54	63,313.64	2,141.10	61,158.73	0.00	0.00	61,158.73
0000344072	*JOURNEYMAN SUPPORT EQUIPMENT	49,732.80	54,412.80	4,680.00	56,094.49	5,453.34	400.00	61,947.83
0000352279	*BUS OPERATOR	41,600.00	41,600.00	0.00	37,557.71	7,367.10	0.00	44,924.81
0000319273	FOREMAN TRACK & STRCT	71,136.00	75,857.60	4,721.60	74,646.10	36,664.20	2,736.00	114,046.30
0000322151	ROOF INSPECTOR III	81,580.46	84,435.78	2,855.32	81,545.85	0.00	3,137.72	84,683.57
0000347165	*BUS OPERATOR	40,705.60	49,233.60	8,528.00	52,238.67	20,991.35	1,689.52	74,919.54
0000337520	*JOURNEYMAN STRUCTURAL INSPECT	57,324.80	62,004.80	4,680.00	66,593.50	24,729.95	0.00	91,323.45
0000352286	*BUS OPERATOR	41,600.00	41,600.00	0.00	42,092.50	8,635.50	0.00	50,728.00
0000333633	*JOURNEYMAN ET-COMPUTER MAINT	57,324.80	62,004.80	4,680.00	56,564.17	13,171.75	3,977.20	73,713.12
0000343970	*JOURNEYMAN AA BUS TECHNICIAN	57,324.80	62,004.80	4,680.00	67,179.11	71,914.34	400.00	139,493.45
0000353277	SUSTAINABILITY PROGRAM MANAGER	116,277.46	116,277.46	0.00	83,972.70	0.00	0.00	83,972.70
0000333343	*JOURNEYMAN TRACK MAINTAINER	57,324.80	62,004.80	4,680.00	69,193.46	33,074.59	0.00	102,268.05

METROPOLITAN ATLANTA RAPID TRANSIT AUTHORITY (MARTA)
MARTOC REPORT

EE NUMBER	TITLE	FY 23 BASE SALARY	FY 24 BASE SALARY	DIFFERENCE +/-	REGULAR EARNINGS	OVERTIME EARNINGS	OTHER EARNINGS	TOTAL EARNINGS
0000327898	*BUS OPERATOR	52,187.20	56,888.00	4,700.80	57,218.16	9,168.32	3,754.39	70,140.87
0000346977	CREDIT COLLEC CLEARHSE ANALYST	48,906.00	62,650.12	13,744.12	54,502.38	1,688.35	4,609.20	60,799.93
0000321511	MGR MEDIA SALES	88,044.84	91,126.62	3,081.78	86,317.05	0.00	12,520.56	98,837.61
0000353800	*SERVICEPERSON VII GROUNDSKEEPER (DATE LAST EMPLOYED 02-Jul-2024)	40,393.60	40,393.60	0.00	25,813.32	291.30	0.00	26,104.62
0000354418	*JOURNEYMAN BUS TECHNICIAN	54,412.80	54,412.80	0.00	22,735.16	1,805.04	418.56	24,958.76
0000320418	*JOURNEYMAN TRACK WALKER	57,324.80	62,004.80	4,680.00	65,727.94	18,376.39	0.00	84,104.33
0000334501	*RAIL OPERATOR	52,187.20	56,888.00	4,700.80	48,149.44	1,337.20	1,423.12	50,909.76
0000336913	*BUS OPERATOR	52,187.20	56,888.00	4,700.80	38,941.05	1,170.46	437.60	40,549.11
0000340448	*BUS OPERATOR	52,187.20	56,888.00	4,700.80	57,311.73	19,135.44	3,209.68	79,656.85
0000329350	*RAIL OPERATOR	52,187.20	56,888.00	4,700.80	60,292.02	11,469.66	0.00	71,761.68
0000347188	CLAIMS ADJUSTER III-WKRS COMP	62,130.12	76,590.28	14,460.16	68,027.50	0.00	0.00	68,027.50
0000332358	*BUS OPERATOR	52,187.20	56,888.00	4,700.80	49,735.08	2,215.01	3,063.20	55,013.29
0000335635	TRANSIT POLICE CORPORAL	72,883.20	78,478.40	5,595.20	76,107.80	32,795.76	8,256.08	117,159.64
0000338062	SR CONTRACT SPECIALIST	90,742.86	93,919.02	3,176.16	90,695.48	0.00	0.00	90,695.48
0000302320	*JOURNEYMAN AA BUS TECHNICIAN	57,844.80	63,044.80	5,200.00	58,376.78	703.94	400.00	59,480.72
0000304106	SUPV CAR REPAIR INSPECTION	62,587.20	68,036.80	5,449.60	62,581.60	3,000.20	6,981.20	72,563.00
0000353884	*RAIL STATION CLEANER	33,924.80	33,924.80	0.00	21,739.80	6,134.61	0.00	27,874.41
0000344074	*BUS OPERATOR	48,380.80	56,888.00	8,507.20	45,283.53	8,504.45	0.00	53,787.98
0000342130	*SERVICEPERSON IV	42,702.40	46,446.40	3,744.00	49,968.46	7,317.46	0.00	57,285.92
0000348785	*SERVICEPERSON IV	40,539.20	46,446.40	5,907.20	46,931.91	4,338.87	1,562.66	52,833.44
0000333773	*JOURNEYMAN AA BUS TECHNICIAN	57,324.80	62,004.80	4,680.00	61,619.64	1,602.37	0.00	63,222.01
0000333406	*RAIL OPERATOR	52,187.20	56,888.00	4,700.80	54,525.14	32,684.23	4,440.97	91,650.34
0000328848	*JOURNEYMAN ET-TRAIN CONTROL	57,324.80	62,004.80	4,680.00	67,515.62	33,471.94	400.00	101,387.56
0000320166	*JOURNEYMAN SUPPORT EQUIPMENT	57,324.80	62,004.80	4,680.00	49,435.70	4,663.86	2,933.28	57,032.84
0000351662	*BUS OPERATOR (DATE LAST EMPLOYED 21-Dec-2023)	36,899.20	41,600.00	4,700.80	23,361.19	2,021.10	0.00	25,382.29
0000347633	*BUS OPERATOR	40,705.60	49,233.60	8,528.00	48,640.39	14,750.23	0.00	63,390.62
0000346712	*JOURNEYMAN BUS TECHNICIAN	49,732.80	58,822.40	9,089.60	63,086.53	19,271.70	225.00	82,583.23
0000350131	SECURITY TECHNICIAN	51,521.60	53,331.20	1,809.60	57,519.20	0.00	594.48	58,113.68
0000323948	SUPV RAIL LINE	66,414.40	68,411.20	1,996.80	66,354.02	6,382.52	3,377.14	76,113.68
0000322165	*BUS OPERATOR	52,187.20	56,888.00	4,700.80	52,302.62	11,639.05	4,984.66	68,926.33
0000352763	*JOURNEYMAN BUS TECHNICIAN	54,412.80	54,412.80	0.00	40,559.22	2,811.48	0.00	43,370.70
0000341966	*RAIL OPERATOR	44,532.80	53,081.60	8,548.80	45,782.99	2,879.20	5,236.42	53,898.61
0000341774	*BUS OPERATOR	52,187.20	56,888.00	4,700.80	57,119.58	5,939.61	2,188.01	65,247.20
0000305166	*BUS OPERATOR	52,707.20	57,928.00	5,220.80	61,193.44	12,147.24	0.00	73,340.68

METROPOLITAN ATLANTA RAPID TRANSIT AUTHORITY (MARTA)
MARTOC REPORT

EE NUMBER	TITLE	FY 23	FY 24	DIFFERENCE +/-	REGULAR EARNINGS	OVERTIME EARNINGS	OTHER EARNINGS	TOTAL EARNINGS
		BASE SALARY	BASE SALARY					
0000330932	*BUS OPERATOR	52,187.20	56,888.00	4,700.80	58,769.52	38,601.30	0.00	97,370.82
0000321812	PROJECT COORDINATOR	73,645.00	76,222.64	2,577.64	73,618.89	0.00	3,654.33	77,273.22
0000322254	MAINTENANCE PLANNER BUS	69,388.80	71,822.40	2,433.60	73,391.24	13,266.42	2,001.60	88,659.26
0000349179	*BUS OPERATOR	36,899.20	45,406.40	8,507.20	47,587.88	6,613.50	0.00	54,201.38
0000345619	*BUS OPERATOR	44,532.80	53,081.60	8,548.80	56,528.97	25,348.28	0.00	81,877.25
0000349695	PROTECTIVE SPEC POLICE CADET	43,264.00	44,782.40	1,518.40	25,647.60	28,501.60	22,760.80	76,910.00
0000323963	TRANSIT POLICE LIEUTENANT	87,360.00	94,078.40	6,718.40	102,646.53	27,316.67	4,370.00	134,333.20
0000343971	*BUS OPERATOR	48,380.80	56,888.00	8,507.20	50,733.55	6,572.04	842.02	58,147.61
0000306497	OCCUPATIONAL MED SVCS SPEC	69,257.50	71,681.74	2,424.24	67,914.08	0.00	1,324.14	69,238.22
0000334960	*JOURNEYMAN AUTOMOTIVE TECH	57,324.80	62,004.80	4,680.00	66,334.27	17,500.70	400.00	84,234.97
0000347032	FOREMAN INDUSTRIAL WASTEWATER	77,272.00	82,388.80	5,116.80	77,723.75	2,256.87	0.00	79,980.62
0000347548	SR INFORMATION SYSTEMS ANALYST	100,785.88	104,313.56	3,527.68	100,730.91	0.00	4,134.82	104,865.73
0000336075	*JOURNEYMAN ET-COMPUTER MAINT	57,324.80	62,004.80	4,680.00	65,157.42	28,968.79	620.48	94,746.69
0000350782	*JOURNEYMAN ET-COMPUTER MAINT	49,732.80	58,988.80	9,256.00	61,943.67	29,157.02	800.00	91,900.69
0000349269	*JOURNEYMAN OVERHAULER	52,811.20	58,988.80	6,177.60	64,258.96	41,324.73	400.00	105,983.69
0000347363	TELEPHONY OPERATIONS ANALYST	59,430.80	73,485.10	14,054.30	65,205.88	0.00	0.00	65,205.88
0000349075	*BUS OPERATOR (DATE LAST EMPLOYED 26-Jan-2024)	36,899.20	45,406.40	8,507.20	28,798.12	5,738.29	0.00	34,536.41
0000332195	*MATERIAL CONTROLLER	53,185.60	56,929.60	3,744.00	58,316.56	533.72	0.00	58,850.28
0000324618	CONFIG MGMT ANALYST	104,134.16	107,779.10	3,644.94	104,071.63	0.00	16,020.64	120,092.27
0000345856	TRANSIT POLICE OFFICER SPECIAL (DATE LAST EMPLOYED 19-Apr-2024)	55,369.60	57,616.00	2,246.40	37,974.10	24,828.93	15,371.73	78,174.76
0000332193	*BUS OPERATOR	52,187.20	56,888.00	4,700.80	58,740.82	17,361.05	2,625.60	78,727.47
0000347082	SECURITY TECHNICIAN	64,417.60	66,684.80	2,267.20	70,377.60	0.00	1,238.80	71,616.40
0000351625	TELEPHONY OPERATIONS ANALYST (DATE LAST EMPLOYED 25-Oct-2023)	64,917.84	64,917.84	0.00	23,220.67	0.00	1,373.60	24,594.27
0000331920	*STATION AGENT	46,675.20	50,419.20	3,744.00	53,317.16	4,183.92	0.00	57,501.08
0000316129	FOREMAN TRACK & STRCT	68,411.20	72,945.60	4,534.40	70,085.51	20,714.56	1,615.70	92,415.77
0000334978	*BUS OPERATOR	52,187.20	56,888.00	4,700.80	60,932.76	23,089.28	0.00	84,022.04
0000323031	INSTRUCTOR RAIL OPERATIONS	81,328.00	84,177.60	2,849.60	82,120.18	28,262.55	7,038.00	117,420.73
0000344411	*RAIL STATION CLEANER (DATE LAST EMPLOYED 06-Jul-2024)	35,672.00	39,416.00	3,744.00	35,648.28	8,324.91	2,491.94	46,465.13
0000327665	*JOURNEYMAN ELEC POWER ELECT	57,324.80	62,004.80	4,680.00	62,604.06	31,454.05	638.48	94,696.59
0000322810	*RAIL OPERATOR	52,187.20	56,888.00	4,700.80	53,739.91	7,212.38	4,657.62	65,609.91
0000304647	*BUS OPERATOR	52,707.20	57,928.00	5,220.80	53,721.46	3.81	3,038.88	56,764.15
0000324793	*JOURNEYMAN TRACK WALKER	57,324.80	62,004.80	4,680.00	65,172.24	19,719.52	0.00	84,891.76
0000304844	*BUS OPERATOR	52,707.20	57,928.00	5,220.80	56,081.66	12,684.19	4,589.70	73,355.55
0000305806	*JOURNEYMAN ELEC POWER ELECT	57,324.80	62,004.80	4,680.00	64,248.41	18,535.24	400.00	83,183.65

MARTOC REPORT

EE NUMBER	TITLE	FY 23	FY 24	DIFFERENCE +/-	REGULAR EARNINGS	OVERTIME EARNINGS	OTHER EARNINGS	TOTAL EARNINGS
		BASE SALARY	BASE SALARY					
0000329334	*JOURNEYMAN ET-RAIL CAR MAINT	57,324.80	62,004.80	4,680.00	65,117.50	14,076.99	400.00	79,594.49
0000354309	CJIT-POLICE DISPATCHER	55,536.00	55,536.00	0.00	23,541.90	3,146.38	0.00	26,688.28
0000322737	QA ENGINEER	104,613.60	108,275.18	3,661.58	104,517.22	0.00	4,023.60	108,540.82
0000338458	*RAIL OPERATOR	52,187.20	56,888.00	4,700.80	62,990.37	24,856.65	1,917.05	89,764.07
0000326411	BUYER PLANNER III	86,479.38	89,506.30	3,026.92	82,446.77	0.00	4,614.54	87,061.31
0000305248	*BUS OPERATOR	52,707.20	57,928.00	5,220.80	51,429.71	16,683.78	5,314.47	73,427.96
0000346215	TRANSIT POLICE OFFICER	51,230.40	55,140.80	3,910.40	59,210.37	18,483.67	2,364.48	80,058.52
0000348817	*JOURNEYMAN BUS TECHNICIAN	54,412.80	54,412.80	0.00	42,277.52	6,555.74	0.00	48,833.26
0000348850	*JOURNEYMAN TRACK MAINTAINER	53,872.00	58,988.80	5,116.80	64,483.18	16,377.85	0.00	80,861.03
0000324397	*JOURNEYMAN ET-TRAIN CONTROL	57,324.80	62,004.80	4,680.00	64,013.68	0.00	400.00	64,413.68
0000335147	*JOURNEYMAN ET-RAIL CAR MAINT	57,324.80	62,004.80	4,680.00	66,856.27	21,517.45	1,538.40	89,912.12
0000351032	*SERVICEPERSON I	36,212.80	42,016.00	5,803.20	43,711.87	1,089.11	0.00	44,800.98
0000327315	*JOURNEYMAN RAIL CAR MECHANIC	57,324.80	62,004.80	4,680.00	66,012.51	5,663.22	400.00	72,075.73
0000320594	PROJECT MANAGER I	103,997.40	114,785.32	10,787.92	108,061.16	0.00	10,000.82	118,061.98
0000346629	PORTFOLIO MANAGER II	86,831.42	89,870.56	3,039.14	71,495.05	0.00	4,675.58	76,170.63
0000352001	AUDITOR II	74,054.24	76,646.18	2,591.94	74,110.51	0.00	0.00	74,110.51
0000302560	TRANSIT POLICE MAJOR	121,961.58	126,230.26	4,268.68	123,695.13	0.00	22,516.00	146,211.13
0000348519	*BUS OPERATOR	36,899.20	45,406.40	8,507.20	49,096.79	20,170.24	0.00	69,267.03
0000353572	*SERVICEPERSON I	42,016.00	42,016.00	0.00	28,870.16	367.41	0.00	29,237.57
0000338585	*JOURNEYMAN SUPPORT EQUIPMENT	49,732.80	62,004.80	12,272.00	49,002.13	80.70	400.00	49,482.83
0000321779	*BUS OPERATOR	52,187.20	56,888.00	4,700.80	57,871.98	12,745.09	5,160.81	75,777.88
0000347552	*BUS OPERATOR	40,705.60	49,233.60	8,528.00	48,350.59	5,091.84	742.72	54,185.15
0000304331	*MATERIAL CONTROLLER (DATE LAST EMPLOYED 12-Jan-2024)	53,705.60	57,969.60	4,264.00	39,254.52	3,873.41	0.00	43,127.93
0000325012	*JOURNEYMAN SUPPORT EQUIPMENT	57,324.80	62,004.80	4,680.00	65,691.45	19,177.91	400.00	85,269.36
0000346270	SR LEARNING & DEVELOPMENT SPEC	90,664.34	93,837.64	3,173.30	91,823.75	0.00	716.57	92,540.32
0000306912	CONTRACT PROFESSIONAL	0.00	0.00	0.00	72,570.46	3,290.76	0.00	75,861.22
0000340912	*STATION AGENT	39,104.00	50,419.20	11,315.20	39,314.13	2,131.20	0.00	41,445.33
0000351227	*RAIL OPERATOR	36,899.20	41,600.00	4,700.80	46,390.94	10,440.55	0.00	56,831.49
0000348517	*BUS OPERATOR (DATE LAST EMPLOYED 10-Nov-2023)	36,899.20	45,406.40	8,507.20	20,943.51	1,528.24	496.73	22,968.48
0000320848	*JOURNEYMAN STRUCTURAL INSPECT	57,324.80	62,004.80	4,680.00	39,554.93	8,272.30	0.00	47,827.23
0000331401	SR INSTRUCTOR BUS TRANSPORT	72,030.40	98,445.10	26,414.70	91,514.54	22,390.92	16,584.31	130,489.77
0000328940	TRANSIT POLICE OFFICER	72,883.20	75,441.60	2,558.40	59,718.63	35,194.83	23,341.56	118,255.02
0000339546	*BUS OPERATOR	48,380.80	56,888.00	8,507.20	54,975.38	10,919.16	0.00	65,894.54
0000331462	SUPV STATION CARE	63,710.40	67,932.80	4,222.40	70,523.78	24,644.19	3,195.68	98,363.65
0000322441	INSTRUCTOR RAIL OPERATIONS	79,913.60	82,721.60	2,808.00	82,895.92	49,259.53	9,349.13	141,504.58

METROPOLITAN ATLANTA RAPID TRANSIT AUTHORITY (MARTA)
MARTOC REPORT

EE NUMBER	TITLE	FY 23 BASE SALARY	FY 24 BASE SALARY	DIFFERENCE +/-	REGULAR EARNINGS	OVERTIME EARNINGS	OTHER EARNINGS	TOTAL EARNINGS
0000326863	CJIT-CALL TAKER	58,323.20	60,382.40	2,059.20	61,395.18	9,828.96	3,476.96	74,701.10
0000348135	CONTRACT SPECIALIST II	66,950.00	69,293.38	2,343.38	63,992.81	0.00	2,575.00	66,567.81
0000322488	MAINTENANCE PLANNER BUS	71,177.60	73,673.60	2,496.00	73,449.40	17,073.83	4,106.40	94,629.63
0000302883	*STATION AGENT	47,195.20	51,459.20	4,264.00	54,170.76	296.88	0.00	54,467.64
0000351779	*BUS OPERATOR (DATE LAST EMPLOYED 18-Jan-2024)	36,899.20	41,600.00	4,700.80	21,321.29	988.55	0.00	22,309.84
0000351775	*SERVICEPERSON VII GROUNDSKEEPR (DATE LAST EMPLOYED 21-Jun-2024)	36,649.60	42,494.40	5,844.80	38,014.55	1,534.62	0.00	39,549.17
0000351977	*BUS OPERATOR	36,899.20	41,600.00	4,700.80	47,327.53	8,407.91	0.00	55,735.44
0000330157	*SERVICEPERSON I	39,956.80	43,700.80	3,744.00	50,229.63	25,098.00	0.00	75,327.63
0000343525	*BUS OPERATOR	48,380.80	56,888.00	8,507.20	37,383.01	5,640.74	2,636.84	45,660.59
0000321311	*RAIL STATION CLEANER	35,672.00	39,416.00	3,744.00	44,747.40	22,102.80	0.00	66,850.20
0000334953	ADMINISTRATIVE ASSISTANT	46,020.00	47,638.50	1,618.50	42,550.40	0.00	3,457.40	46,007.80
0000352280	*JOURNEYMAN SUPPORT EQUIPMENT	54,412.80	54,412.80	0.00	43,022.40	1,580.11	0.00	44,602.51
0000349050	LOST & FOUND COORDINATOR (DATE LAST EMPLOYED 28-May-2024)	31,980.00	31,980.00	0.00	29,380.91	23.88	194.84	29,599.63
0000353900	*BUS OPERATOR	41,600.00	41,600.00	0.00	23,752.35	3,257.10	0.00	27,009.45
0000349315	TRANSIT POLICE OFFICER	55,369.60	59,633.60	4,264.00	52,820.96	15,962.41	9,066.48	77,849.85
0000350863	CHF CAPITAL OFFICER	329,600.44	341,136.64	11,536.20	328,022.41	0.00	0.00	328,022.41
0000347847	PROTECTIVE SPEC POLICE CADET	42,848.00	44,366.40	1,518.40	19,419.65	51,923.60	29,174.80	100,518.05
0000335724	*JOURNEYMAN ET-RADIO MAINT	57,324.80	62,004.80	4,680.00	66,593.17	29,249.13	1,093.10	96,935.40
0000346462	MGR CYBER SECURITY	142,054.64	147,026.62	4,971.98	141,951.02	0.00	0.00	141,951.02
0000352408	*BUS OPERATOR	41,600.00	41,600.00	0.00	40,609.59	8,060.39	160.00	48,829.98
0000353893	*BUS OPERATOR	41,600.00	41,600.00	0.00	26,079.81	5,417.70	0.00	31,497.51
0000325360	*JOURNEYMAN ET-TRAIN CONTROL	57,324.80	62,004.80	4,680.00	64,242.36	30,586.11	2,784.80	97,613.27
0000352132	CONTRACT SPECIALIST II	65,000.00	74,414.60	9,414.60	67,046.08	0.00	0.00	67,046.08
0000342112	TRANSIT POLICE OFFICER SPECIAL	62,337.60	67,100.80	4,763.20	56,939.42	36,680.30	13,617.75	107,237.47
0000329368	*BUS OPERATOR	52,187.20	56,888.00	4,700.80	59,540.26	22,650.05	3,282.00	85,472.31
0000339023	*JOURNEYMAN RAIL CAR MECHANIC	57,324.80	62,004.80	4,680.00	65,017.58	8,027.61	400.00	73,445.19
0000334700	TRANSIT POLICE SERGEANT	72,883.20	83,137.60	10,254.40	58,866.26	54,073.85	21,651.30	134,591.41
0000346031	*JOURNEYMAN TRACK MAINTAINER	55,536.00	62,004.80	6,468.80	62,864.30	16,640.46	0.00	79,504.76
0000302626	GEN FOREMAN TRACK & STRUC INSP	83,592.86	86,518.64	2,925.78	81,557.33	0.00	7,624.21	89,181.54
0000352010	SUPV RAIL LINE	62,587.20	66,747.20	4,160.00	63,124.65	11,930.77	0.00	75,055.42
0000334405	*JOURNEYMAN ET-RADIO MAINT	57,324.80	62,004.80	4,680.00	63,790.82	26,636.91	1,740.88	92,168.61
0000347025	*JOURNEYMAN TRACK MAINTAINER	49,732.80	58,988.80	9,256.00	49,485.06	9,305.02	4,204.21	62,994.29
0000348765	OFFICE ADMINISTRATOR I	53,653.60	55,531.58	1,877.98	53,627.48	0.00	0.00	53,627.48
0000348213	*BUS OPERATOR	36,899.20	45,406.40	8,507.20	45,981.62	7,783.52	301.92	54,067.06

METROPOLITAN ATLANTA RAPID TRANSIT AUTHORITY (MARTA)
MARTOC REPORT

EE NUMBER	TITLE	FY 23 BASE SALARY	FY 24 BASE SALARY	DIFFERENCE +/-	REGULAR EARNINGS	OVERTIME EARNINGS	OTHER EARNINGS	TOTAL EARNINGS
0000353916	*BUS OPERATOR	41,600.00	41,600.00	0.00	27,141.53	4,422.60	0.00	31,564.13
0000348804	*BUS OPERATOR	45,406.40	45,406.40	0.00	24,469.54	3,432.39	0.00	27,901.93
0000335503	*JOURNEYMAN ET-RADIO MAINT	49,732.80	58,988.80	9,256.00	60,694.74	27,451.48	400.00	88,546.22
0000352263	*RAIL STATION CLEANER	35,776.00	35,776.00	0.00	33,648.48	0.00	0.00	33,648.48
0000352584	*RAIL STATION CLEANER	35,776.00	35,776.00	0.00	32,040.56	2,032.75	0.00	34,073.31
0000341998	FIELD DATA COLLECTION SPEC	43,329.00	44,850.00	1,521.00	43,358.50	0.00	0.00	43,358.50
0000335790	*BUS OPERATOR	52,187.20	56,888.00	4,700.80	64,682.21	44,794.22	0.00	109,476.43
0000347241	*BUS OPERATOR	41,600.00	41,600.00	0.00	27,748.87	3,924.90	0.00	31,673.77
0000349524	PROJECT MANAGER II	119,480.14	123,661.98	4,181.84	119,400.93	0.00	0.00	119,400.93
0000322563	SUPV BUS MAINTENANCE	65,124.80	69,430.40	4,305.60	66,499.53	16,286.78	2,504.80	85,291.11
0000335206	*BUS OPERATOR	52,187.20	56,888.00	4,700.80	51,973.44	2,845.54	3,227.76	58,046.74
0000302022	PROJECT MANAGER I	98,126.34	108,675.32	10,548.98	103,524.19	0.00	14,698.63	118,222.82
0000352758	*JOURNEYMAN ELEC POWER ELECT	54,412.80	54,412.80	0.00	31,657.28	3,237.30	0.00	34,894.58
0000302679	*JOURNEYMAN BUS TECHNICIAN	56,971.20	62,171.20	5,200.00	67,472.43	56,533.03	400.00	124,405.46
0000347974	*BUS OPERATOR	40,705.60	49,233.60	8,528.00	33,940.11	2,066.21	3,001.31	39,007.63
0000347505	*BUS OPERATOR	36,899.20	45,406.40	8,507.20	48,414.20	10,108.57	0.00	58,522.77
0000304681	FOREMAN MAINT LANDSCAPE (DATE LAST EMPLOYED 01-May-2024)	75,067.20	75,067.20	0.00	49,032.30	568.96	19,554.47	69,155.73
0000305986	*JOURNEYMAN OVERHAULER	52,811.20	60,216.00	7,404.80	65,108.93	29,658.56	400.00	95,167.49
0000337367	TRANSIT POLICE SERGEANT	77,230.40	83,137.60	5,907.20	82,410.75	26,275.53	12,266.48	120,952.76
0000317442	*SERVICEPERSON I	39,956.80	43,700.80	3,744.00	46,569.17	18,133.31	822.40	65,524.88
0000336338	*JOURNEYMAN BUS TECHNICIAN	56,451.20	61,131.20	4,680.00	64,578.44	13,873.72	400.00	78,852.16
0000321402	TRANSIT POLICE OFFICER SPECIAL	70,075.20	78,478.40	8,403.20	68,516.77	22,853.77	13,747.01	105,117.55
0000342595	*BUS OPERATOR	52,187.20	56,888.00	4,700.80	48,765.67	3,838.20	3,792.63	56,396.50
0000335385	*BUS OPERATOR	52,187.20	56,888.00	4,700.80	31,386.34	3,478.17	0.00	34,864.51
0000346789	*JOURNEYMAN BUS TECHNICIAN	53,872.00	58,032.00	4,160.00	60,756.81	5,549.84	400.00	66,706.65
0000316512	COMMUNICATIONS COORD IOC	62,067.20	64,251.20	2,184.00	59,645.69	3,173.31	2,312.60	65,131.60
0000345407	*SERVICEPERSON IV	42,702.40	46,446.40	3,744.00	51,205.02	22,127.73	882.04	74,214.79
0000349007	*RAIL STATION CLEANER	38,272.00	39,416.00	1,144.00	40,960.53	568.50	303.20	41,832.23
0000338260	SUPV FARE COLLECTION OPERATION	71,662.50	74,178.00	2,515.50	72,398.58	2,883.33	0.00	75,281.91
0000352006	*BUS OPERATOR	36,899.20	41,600.00	4,700.80	44,828.53	9,223.48	0.00	54,052.01
0000311496	TRANSIT PROGRAM SALES ASSOC	77,195.30	79,897.22	2,701.92	77,139.46	0.00	1,484.53	78,623.99
0000342752	*BUS OPERATOR	48,380.80	56,888.00	8,507.20	51,757.46	7,796.37	3,854.88	63,408.71
0000337530	*MATERIAL CONTROLLER	52,104.00	56,929.60	4,825.60	54,174.07	2,816.08	2,866.02	59,856.17
0000305559	*RAIL OPERATOR (DATE LAST EMPLOYED 01-Apr-2024)	52,707.20	57,928.00	5,220.80	37,967.48	944.65	3,930.10	42,842.23
0000347968	CONTRACT SPECIALIST II	70,550.48	70,550.48	0.00	66,455.96	0.00	2,058.99	68,514.95

METROPOLITAN ATLANTA RAPID TRANSIT AUTHORITY (MARTA)
MARTOC REPORT

EE NUMBER	TITLE	FY 23 BASE SALARY	FY 24 BASE SALARY	DIFFERENCE +/-	REGULAR EARNINGS	OVERTIME EARNINGS	OTHER EARNINGS	TOTAL EARNINGS
0000320502	(DATE LAST EMPLOYED 24-May-2024) CJIT-CALL TAKER	57,761.60	59,800.00	2,038.40	59,479.93	10,894.00	3,721.18	74,095.11
0000351395	*BUS OPERATOR	36,899.20	41,600.00	4,700.80	39,109.10	3,541.81	0.00	42,650.91
0000306350	(DATE LAST EMPLOYED 11-Jun-2024) *BUS OPERATOR	52,707.20	57,928.00	5,220.80	59,853.75	13,341.33	0.00	73,195.08
0000304341	SUPV BUS TRANSPORTATION	74,630.40	79,580.80	4,950.40	74,716.16	25,782.55	1,435.20	101,933.91
0000319033	*BUS OPERATOR	52,187.20	56,888.00	4,700.80	56,156.20	9,625.66	2,589.44	68,371.30
0000338466	CAPITAL PROJECTS ADMINISTRATOR	53,137.50	55,009.50	1,872.00	53,133.84	0.00	0.00	53,133.84
0000335632	SR FINANCIAL ANALYST	109,091.06	109,091.06	0.00	80,469.96	0.00	13,298.66	93,768.62
0000352102	(DATE LAST EMPLOYED 02-Apr-2024) SYSTEM SAFETY COORDINATOR	90,530.70	93,699.32	3,168.62	90,093.31	0.00	0.00	90,093.31
0000346910	*RAIL STATION CLEANER	33,758.40	39,416.00	5,657.60	43,133.78	27,546.25	909.60	71,589.63
0000326901	*BUS OPERATOR	52,187.20	56,888.00	4,700.80	61,681.72	18,263.04	1,899.73	81,844.49
0000332342	*BUS OPERATOR	52,187.20	56,888.00	4,700.80	54,770.63	11,862.60	3,500.80	70,134.03
0000355115	SUPV BUS MAINTENANCE	66,768.00	66,768.00	0.00	16,856.00	10,444.70	0.00	27,300.70
0000344032	*JOURNEYMAN SUPPORT EQUIPMENT	53,872.00	60,216.00	6,344.00	59,184.77	357.47	400.00	59,942.24
0000340059	*BUS OPERATOR	52,187.20	56,888.00	4,700.80	47,626.37	7,278.49	3,865.88	58,770.74
0000330847	FIELD DATA COLLECTION SPEC	45,084.00	46,663.50	1,579.50	45,089.00	0.00	0.00	45,089.00
0000349476	DEPARTMENT ADMINISTRATOR	74,160.32	74,160.32	0.00	55,879.45	0.00	143.76	56,023.21
0000346839	(DATE LAST EMPLOYED 18-Mar-2024) *JOURNEYMAN AA BUS TECHNICIAN	53,352.00	62,004.80	8,652.80	67,211.56	15,479.46	400.00	83,091.02
0000349313	TRANSIT POLICE OFFICER	51,230.40	55,140.80	3,910.40	31,906.55	35,489.71	27,690.85	95,087.11
0000322936	GEN SUPT RAIL LINE	100,273.16	103,782.90	3,509.74	97,518.09	0.00	12,728.04	110,246.13
0000351998	*BUS OPERATOR	36,899.20	41,600.00	4,700.80	39,368.06	1,181.10	0.00	40,549.16
0000349277	*PT BUS OPERATOR	0.00	0.00	0.00	35,480.34	3,990.04	0.00	39,470.38
0000351656	TRANSIT POLICE OFFICER	51,230.40	51,230.40	0.00	39,568.25	6,496.18	6,346.42	52,410.85
0000314998	(DATE LAST EMPLOYED 09-Mar-2024) MECHANICAL ENGINEER VI	95,534.66	98,878.52	3,343.86	95,481.28	0.00	22,046.46	117,527.74
0000330744	TRANSIT POLICE MAJOR	120,788.98	125,016.84	4,227.86	121,025.60	0.00	17,653.81	138,679.41
0000316541	*BUS OPERATOR	52,187.20	56,888.00	4,700.80	42,115.18	2,861.78	6,272.90	51,249.86
0000305239	*BUS OPERATOR	52,707.20	57,928.00	5,220.80	44,763.28	1,149.15	4,375.68	50,288.11
0000327044	MGR FIELD RESEARCH	129,236.38	133,759.86	4,523.48	129,151.21	0.00	0.00	129,151.21
0000354014	*BUS OPERATOR	41,600.00	41,600.00	0.00	21,382.30	1,507.20	0.00	22,889.50
0000321148	(DATE LAST EMPLOYED 01-Aug-2024) SUPV BUS TRANSPORTATION	62,441.60	76,752.00	14,310.40	64,040.20	7,354.69	0.00	71,394.89
0000322251	*JOURNEYMAN ET-RAIL CAR MAINT	57,324.80	62,004.80	4,680.00	70,704.14	71,343.42	400.00	142,447.56
0000347695	*JOURNEYMAN ELEC POWER ELECT	54,308.80	60,216.00	5,907.20	65,063.07	4,016.18	400.00	69,479.25
0000337270	ARCHITECT IV	81,042.26	89,146.20	8,103.94	83,132.87	0.00	0.00	83,132.87
0000317060	TRANSIT POLICE OFFICER SPECIAL	75,816.00	78,478.40	2,662.40	32,976.88	47,225.51	47,560.23	127,762.62
0000325087	ELECTRICAL ENGINEER VI	96,185.96	109,507.84	13,321.88	97,581.10	0.00	10,358.50	107,939.60

METROPOLITAN ATLANTA RAPID TRANSIT AUTHORITY (MARTA)
MARTOC REPORT

EE NUMBER	TITLE	FY 23 BASE SALARY	FY 24 BASE SALARY	DIFFERENCE +/-	REGULAR EARNINGS	OVERTIME EARNINGS	OTHER EARNINGS	TOTAL EARNINGS
0000321101	GEN SUPT RAIL LINE	111,245.94	115,139.70	3,893.76	109,465.30	0.00	17,114.78	126,580.08
0000351770	*BUS OPERATOR	36,899.20	41,600.00	4,700.80	47,713.02	13,040.68	160.00	60,913.70
0000354119	DBE/SMALL BUSINESS ANALYST	77,653.94	77,653.94	0.00	39,582.19	0.00	0.00	39,582.19
0000341511	TRANSIT POLICE OFFICER SPECIAL	64,812.80	72,529.60	7,716.80	59,802.28	8,228.54	5,287.20	73,318.02
0000303566	*SERVICEPERSON IV	43,222.40	47,486.40	4,264.00	54,856.82	10,785.18	0.00	65,642.00
0000304417	*JOURNEYMAN SUPPORT EQUIPMENT	57,844.80	63,044.80	5,200.00	69,495.67	8,908.42	400.00	78,804.09
0000306606	SUPT RAIL CAR MAINT (DATE LAST EMPLOYED 21-Apr-2024)	90,652.38	90,652.38	0.00	62,495.83	0.00	10,808.77	73,304.60
0000346688	*BUS OPERATOR	40,705.60	49,233.60	8,528.00	45,456.30	6,071.37	0.00	51,527.67
0000338081	INSTRUCTOR BUS OPERATIONS	67,038.40	75,004.80	7,966.40	72,626.85	8,837.31	250.32	81,714.48
0000341475	*LIGHT RAIL SERVICEPERSON	35,672.00	43,700.80	8,028.80	48,291.95	8,406.85	0.00	56,698.80
0000345449	*RAIL OPERATOR	44,532.80	53,081.60	8,548.80	56,154.57	13,123.10	991.20	70,268.87
0000342984	*BUS OPERATOR	48,380.80	56,888.00	8,507.20	63,882.80	25,554.62	0.00	89,437.42
0000311678	OFFICE ADMINISTRATOR II	63,509.42	65,732.42	2,223.00	63,494.97	0.00	0.00	63,494.97
0000306236	*STATION AGENT	47,195.20	51,459.20	4,264.00	49,540.76	5,734.00	3,756.66	59,031.42
0000333875	*BUS OPERATOR	52,187.20	56,888.00	4,700.80	61,081.46	10,792.54	4,686.58	76,560.58
0000349280	*BUS OPERATOR	36,899.20	45,406.40	8,507.20	47,667.78	18,090.42	0.00	65,758.20
0000354314	*BUS OPERATOR	41,600.00	41,600.00	0.00	18,591.08	1,745.40	0.00	20,336.48
0000329159	*BUS OPERATOR	52,187.20	56,888.00	4,700.80	60,086.28	12,966.99	1,714.24	74,767.51
0000352267	*PT BUS OPERATOR	26,000.00	26,000.00	0.00	38,798.00	9,205.17	0.00	48,003.17
0000323501	SR DIR VEHICLE PROCUREMENT	169,826.02	175,770.14	5,944.12	169,631.16	0.00	3,031.62	172,662.78
0000330756	*JOURNEYMAN RAIL CAR MECHANIC	53,872.00	58,988.80	5,116.80	57,261.28	10,188.50	6,138.08	73,587.86
0000354240	*JOURNEYMAN ELEC POWER ELECT	54,412.80	54,412.80	0.00	26,787.84	5,424.93	0.00	32,212.77
0000331925	*RAIL OPERATOR	52,187.20	56,888.00	4,700.80	44,662.25	5,766.09	3,972.05	54,400.39
0000336169	*JOURNEYMAN ET-TELEPHONE MAINT	57,324.80	62,004.80	4,680.00	65,596.14	26,048.59	400.00	92,044.73
0000346863	PROTECTIVE SPEC POLICE CADET	45,905.60	47,528.00	1,622.40	23,982.14	29,940.10	26,517.61	80,439.85
0000302696	MGR CIP PROJ INITIATION DATA	129,644.84	134,182.62	4,537.78	128,057.34	0.00	11,468.60	139,525.94
0000354404	TRANSIT POLICE OFFICER	53,040.00	53,040.00	0.00	21,627.36	0.00	0.00	21,627.36
0000341139	*BUS OPERATOR	52,187.20	56,888.00	4,700.80	60,950.98	44,795.70	1,513.52	107,260.20
0000325079	*JOURNEYMAN ELEC POWER ELECT	57,324.80	62,004.80	4,680.00	63,643.66	7,759.59	400.00	71,803.25
0000348097	*JOURNEYMAN BUS TECHNICIAN	52,811.20	58,822.40	6,011.20	62,335.03	4,340.30	400.00	67,075.33
0000339956	MGR FED & STATE GRANT PROGRAMS	135,545.80	140,290.02	4,744.22	135,191.78	0.00	11,677.83	146,869.61
0000352188	MGR COMMUNICATIONS	113,000.16	116,955.28	3,955.12	111,571.05	0.00	0.00	111,571.05
0000354403	*BUS OPERATOR	41,600.00	41,600.00	0.00	17,662.60	5,721.30	0.00	23,383.90
0000320968	*SERVICEPERSON I	39,956.80	43,700.80	3,744.00	45,326.82	14,085.62	2,626.96	62,039.40

MARTOC REPORT

EE NUMBER	TITLE	FY 23	FY 24	DIFFERENCE +/-	REGULAR EARNINGS	OVERTIME EARNINGS	OTHER EARNINGS	TOTAL EARNINGS
		BASE SALARY	BASE SALARY					
0000306368	MARKETING SPEC & EVENT PLANNER	71,956.82	79,695.20	7,738.38	71,179.74	0.00	2,942.20	74,121.94
0000319624	*JOURNEYMAN RAIL CAR MECHANIC	57,324.80	62,004.80	4,680.00	66,268.01	26,027.94	400.00	92,695.95
0000349701	SUPV BUS MAINTENANCE	66,955.20	66,955.20	0.00	12,500.00	7,718.75	0.00	20,218.75
0000324185	FOREMAN BUILDINGS SUPP EQUIP (DATE LAST EMPLOYED 01-Sep-2023)	65,145.60	65,145.60	0.00	14,469.84	2,912.76	9,558.87	26,941.47
0000346005	SYSTEM SAFETY COORDINATOR	94,151.98	97,447.48	3,295.50	94,066.32	0.00	0.00	94,066.32
0000303120	*BUS OPERATOR	52,707.20	57,928.00	5,220.80	66,664.78	27,552.74	0.00	94,217.52
0000305919	*JOURNEYMAN ET-RADIO MAINT	57,844.80	63,044.80	5,200.00	65,300.36	11,816.48	400.00	77,516.84
0000304139	*STATION AGENT	47,195.20	51,459.20	4,264.00	59,564.26	12,298.87	0.00	71,863.13
0000342247	TRANSIT POLICE OFFICER SPECIAL	59,924.80	64,521.60	4,596.80	57,216.05	35,589.57	13,708.46	106,514.08
0000330605	*BUS OPERATOR	36,899.20	45,406.40	8,507.20	48,543.96	22,606.79	0.00	71,150.75
0000304144	RIDESTORE ASSISTANT (DATE LAST EMPLOYED 01-Apr-2024)	37,966.50	37,966.50	0.00	30,187.43	1,508.49	4,760.23	36,456.15
0000352849	SR PERFORMANCE ANALYST (DATE LAST EMPLOYED 26-Nov-2023)	98,250.10	98,250.10	0.00	24,618.60	0.00	1,638.01	26,256.61
0000304726	*BUS OPERATOR	52,187.20	56,888.00	4,700.80	64,184.88	23,699.38	0.00	87,884.26
0000316272	*RAIL OPERATOR	52,187.20	57,928.00	5,740.80	58,568.18	18,373.22	4,449.76	81,391.16
0000304036	*JOURNEYMAN ET-RADIO MAINT	57,844.80	63,044.80	5,200.00	72,557.30	16,317.73	400.00	89,275.03
0000341335	*RAIL OPERATOR	52,187.20	56,888.00	4,700.80	62,617.03	18,483.32	0.00	81,100.35
0000306540	PARKING SERVICES CASHIER PT (DATE LAST EMPLOYED 01-May-2024)	0.00	0.00	0.00	21,573.71	0.00	147.20	21,720.91
0000344905	*BUS OPERATOR	48,380.80	56,888.00	8,507.20	48,044.02	8,230.21	4,054.91	60,329.14
0000310672	RAIL SYS SOFTWARE ENGINEER VI	111,740.72	115,651.90	3,911.18	111,672.24	0.00	0.00	111,672.24
0000348379	*JOURNEYMAN SUPPORT EQUIPMENT	53,872.00	60,216.00	6,344.00	61,763.90	1,056.74	400.00	63,220.64
0000344344	*BUS OPERATOR	48,380.80	56,888.00	8,507.20	57,519.93	3,893.07	0.00	61,413.00
0000345000	*BUS OPERATOR	44,532.80	53,081.60	8,548.80	47,411.30	25,511.31	4,419.22	77,341.83
0000339173	*BUS OPERATOR	52,187.20	56,888.00	4,700.80	45,642.76	15,189.07	218.80	61,050.63
0000345281	SR MGR TRK ALLOC & OPS SCHED	132,216.50	157,322.62	25,106.12	145,012.23	0.00	0.00	145,012.23
0000334246	*JOURNEYMAN RAIL CAR MECHANIC	58,552.00	58,552.00	0.00	37,146.12	1,435.65	400.00	38,981.77
0000349870	*BUS OPERATOR	36,899.20	45,406.40	8,507.20	38,315.25	9,127.73	0.00	47,442.98
0000328735	TRANSIT POLICE OFFICER	75,816.00	75,441.60	-374.40	59,511.46	36,682.78	20,750.46	116,944.70
0000353880	*BUS OPERATOR	41,600.00	41,600.00	0.00	24,818.44	3,767.10	0.00	28,585.54
0000328651	RESIDENT ENGINEER	105,956.50	109,665.14	3,708.64	105,897.66	0.00	11,819.35	117,717.01
0000326536	*RAIL OPERATOR	52,187.20	56,888.00	4,700.80	59,694.52	12,730.37	2,754.00	75,178.89
0000351221	MGR TECHNOLOGY BUS DEVELOP	128,451.70	132,947.62	4,495.92	128,364.58	0.00	0.00	128,364.58
0000319053	MGR BREEZE PRODUCTS	127,737.74	132,208.70	4,470.96	127,651.66	0.00	492.61	128,144.27
0000342757	SUPV BUS MAINTENANCE (DATE LAST EMPLOYED 20-Oct-2023)	65,124.80	65,124.80	0.00	25,632.75	8,889.48	4,111.01	38,633.24
0000345501	*RAIL OPERATOR	44,532.80	53,081.60	8,548.80	54,857.35	8,838.29	0.00	63,695.64

MARTOC REPORT

EE NUMBER	TITLE	FY 23	FY 24	DIFFERENCE +/-	REGULAR EARNINGS	OVERTIME EARNINGS	OTHER EARNINGS	TOTAL EARNINGS
		BASE SALARY	BASE SALARY					
0000323177	MGR ROOFING PROGRAM	136,459.70	141,235.90	4,776.20	136,314.71	0.00	9,448.61	145,763.32
0000302124	MGR SAFETY INVESTIGATIONS (DATE LAST EMPLOYED 26-Jan-2024)	154,440.52	140,400.26	-14,040.26	93,725.66	0.00	38,970.09	132,695.75
0000302641	GEN SUPT BUS MAINT	102,878.36	106,479.36	3,601.00	102,646.40	0.00	10,881.39	113,527.79
0000322858	SUPV STATION CARE	52,187.20	69,201.60	17,014.40	62,605.74	17,072.65	0.00	79,678.39
0000344863	*JOURNEYMAN ET-HVAC	57,324.80	62,004.80	4,680.00	63,637.71	2,979.45	400.00	67,017.16
0000344464	*BUS OPERATOR	48,380.80	56,888.00	8,507.20	57,060.87	9,584.29	673.09	67,318.25
0000341948	FOREMAN POWER	62,504.00	67,953.60	5,449.60	65,097.89	34,858.91	7,091.80	107,048.60
0000321491	*JOURNEYMAN ET-RAIL CAR MAINT	57,324.80	62,004.80	4,680.00	71,594.24	62,651.96	400.00	134,646.20
0000352017	SUPV BREEZE MEDIA DIST RIDE ST	61,175.14	63,316.50	2,141.36	61,231.40	0.00	588.54	61,819.94
0000315324	*BUS OPERATOR	52,707.20	57,928.00	5,220.80	62,332.44	2,162.51	0.00	64,494.95
0000335637	SUPV PROTECTIVE SPECIALISTS (DATE LAST EMPLOYED 12-Jul-2024)	80,350.40	83,179.20	2,828.80	67,740.34	14,136.63	21,053.36	102,930.33
0000348768	MGR ASSET MGMT PROGRAM	104,331.24	107,982.94	3,651.70	104,230.06	0.00	5,885.36	110,115.42
0000339365	MGR ENVIRON HEALTH & SAFETY	116,122.50	128,570.52	12,448.02	120,991.62	0.00	0.00	120,991.62
0000340574	TRANSIT POLICE OFFICER SPECIAL	70,075.20	75,441.60	5,366.40	28,252.75	68,249.61	59,438.56	155,940.92
0000333295	TECHNICAL WRITER	64,240.02	66,488.50	2,248.48	64,224.33	0.00	0.00	64,224.33
0000302114	*RAIL OPERATOR	52,707.20	57,928.00	5,220.80	64,067.47	38,670.07	0.00	102,737.54
0000332974	*RAIL OPERATOR	52,187.20	56,888.00	4,700.80	48,746.42	1,936.16	2,516.20	53,198.78
0000319962	COST ANALYST	89,855.74	93,000.70	3,144.96	89,810.52	0.00	4,839.32	94,649.84
0000351774	*BUS OPERATOR (DATE LAST EMPLOYED 05-Apr-2024)	36,899.20	41,600.00	4,700.80	35,935.05	6,871.49	0.00	42,806.54
0000353588	*LIGHT RAIL OPERATOR	41,600.00	41,600.00	0.00	26,925.93	3,044.70	0.00	29,970.63
0000321431	SYSTEMS ADMINISTRATOR IOC	115,696.88	119,746.38	4,049.50	114,246.06	0.00	16,464.57	130,710.63
0000348376	SR ASSOCIATE COUNSEL	119,480.14	160,425.20	40,945.06	134,428.37	0.00	0.00	134,428.37
0000335921	*BUS OPERATOR	52,187.20	56,888.00	4,700.80	64,852.31	30,869.85	1,655.20	97,377.36
0000334707	*RAIL OPERATOR	52,187.20	56,888.00	4,700.80	56,539.52	3,426.45	4,321.76	64,287.73
0000347939	*JOURNEYMAN BUS TECHNICIAN	52,811.20	58,822.40	6,011.20	62,383.88	4,493.04	400.00	67,276.92
0000305232	*JOURNEYMAN AUTOMOTIVE TECH	57,844.80	63,044.80	5,200.00	53,084.45	250.29	5,249.60	58,584.34
0000352578	QA SPECIALIST	68,761.94	68,761.94	0.00	58,614.26	0.00	1,448.33	60,062.59
0000322372	*BUS OPERATOR	52,187.20	56,888.00	4,700.80	52,242.53	11,147.16	7,398.88	70,788.57
0000335802	*BUS OPERATOR	52,187.20	56,888.00	4,700.80	58,736.21	13,421.83	2,784.92	74,942.96
0000345003	FIELD INSPECTOR II	59,436.00	61,522.50	2,086.50	60,613.89	8,551.64	0.00	69,165.53
0000332448	*JOURNEYMAN TRACK MAINTAINER	57,324.80	62,004.80	4,680.00	63,180.59	7,055.70	0.00	70,236.29
0000337378	*RAIL STATION CLEANER	35,672.00	39,416.00	3,744.00	22,966.29	0.00	0.00	22,966.29
0000343147	DIR DIGITAL MEDIA (DATE LAST EMPLOYED 20-Dec-2023)	133,094.78	133,094.78	0.00	67,987.04	0.00	2,616.17	70,603.21
0000315213	TRANSIT POLICE CORPORAL	75,816.00	78,478.40	2,662.40	70,203.28	13,721.50	13,863.03	97,787.81

MARTOC REPORT

EE NUMBER	TITLE	FY 23	FY 24	DIFFERENCE	REGULAR	OVERTIME	OTHER	TOTAL
		BASE SALARY	BASE SALARY	+/-	EARNINGS	EARNINGS	EARNINGS	EARNINGS
0000327755	TRANSIT POLICE OFFICER	72,883.20	75,441.60	2,558.40	76,973.18	5,326.05	1,752.00	84,051.23
0000337457	*JOURNEYMAN ET-RADIO MAINT	57,324.80	62,004.80	4,680.00	67,138.96	22,297.63	400.00	89,836.59
0000351028	*BUS OPERATOR	36,899.20	41,600.00	4,700.80	45,617.14	10,157.85	0.00	55,774.99
0000347115	CONTRACT EMP ADMIN SUPPORT	0.00	0.00	0.00	41,722.63	0.00	0.00	41,722.63
0000346426	PROTECTIVE SPEC POLICE CADET	44,574.40	46,155.20	1,580.80	52,142.51	2,601.01	3,857.40	58,600.92
0000304963	*RAIL OPERATOR	52,707.20	57,928.00	5,220.80	54,276.29	24,517.37	2,450.80	81,244.46
0000330684	*BUS OPERATOR	52,187.20	56,888.00	4,700.80	58,263.68	20,661.29	4,395.92	83,320.89
0000337962	*JOURNEYMAN ET-COMPUTER MAINT	57,324.80	62,004.80	4,680.00	63,933.61	39,215.55	400.00	103,549.16
0000342489	DIVISION DISPATCHER	58,843.20	62,732.80	3,889.60	59,750.96	4,433.15	0.00	64,184.11
0000335501	*BUS OPERATOR	52,187.20	56,888.00	4,700.80	55,340.45	14,216.55	4,285.29	73,842.29
0000347709	TRANSIT SYSTEM PROJECT PLANNER (DATE LAST EMPLOYED 02-Feb-2024)	101,764.26	111,940.92	10,176.66	65,887.92	0.00	3,374.31	69,262.23
0000330987	SUPV RAIL LINE	67,704.00	72,196.80	4,492.80	69,313.82	9,294.61	3,189.90	81,798.33
0000302480	SYSTEM SAFETY COORDINATOR	97,917.04	101,344.36	3,427.32	97,075.38	0.00	9,038.53	106,113.91
0000305233	CONTRACT PROFESSIONAL	0.00	0.00	0.00	59,353.10	10,529.22	0.00	69,882.32
0000335189	*JOURNEYMAN ET-RADIO MAINT	57,324.80	62,004.80	4,680.00	69,553.15	48,700.95	400.00	118,654.10
0000305750	*BUS OPERATOR	52,707.20	57,928.00	5,220.80	30,470.59	1,883.41	0.00	32,354.00
0000306406	MATERIALS PERFORMANCE ANALYST	71,887.14	74,403.42	2,516.28	71,865.07	0.00	5,621.95	77,487.02
0000345675	SUPT WORKFORCE MANAGEMENT	34,361.60	70,504.20	36,142.60	63,006.41	12.39	0.00	63,018.80
0000336891	*JOURNEYMAN ET-TRAIN CONTROL	57,324.80	62,004.80	4,680.00	68,355.51	41,463.22	400.00	110,218.73
0000302949	GEN SUPT RAIL CAR MAINTENANCE	103,955.54	107,594.24	3,638.70	103,894.10	0.00	10,662.13	114,556.23
0000346745	PROTECTIVE SPEC POLICE CADET	42,848.00	44,366.40	1,518.40	44,704.90	2,937.40	2,725.60	50,367.90
0000328473	SUPV RAIL LINE	65,790.40	70,158.40	4,368.00	60,995.86	11,109.37	7,358.65	79,463.88
0000344320	*JOURNEYMAN RAIL CAR MECHANIC	53,872.00	58,988.80	5,116.80	62,465.63	15,278.03	400.00	78,143.66
0000331374	RAIL SERVICES CONTROLLER	73,715.20	76,315.20	2,600.00	73,768.86	2,611.16	8,505.60	84,885.62
0000335925	SAFETY DATA ANALYST	75,532.08	78,175.76	2,643.68	75,499.89	0.00	2,130.41	77,630.30
0000302399	TRANSIT POLICE LIEUTENANT	101,712.00	105,289.60	3,577.60	107,628.13	25,839.99	4,890.00	138,358.12
0000345092	*JOURNEYMAN BUS TECHNICIAN	54,308.80	61,131.20	6,822.40	64,456.88	43,968.84	400.00	108,825.72
0000352431	*INFORMATION SYSTEMS REC CLERK	38,105.60	38,105.60	0.00	34,485.88	98.95	0.00	34,584.83
0000320427	MOBILITY CUSTOMER CARE REP	46,527.00	48,165.00	1,638.00	44,973.30	1,000.40	2,910.67	48,884.37
0000346643	SR ENTERPRISE SECUR ENGINEER	104,858.00	108,528.16	3,670.16	104,794.24	0.00	0.00	104,794.24
0000354550	*BUS OPERATOR	41,600.00	41,600.00	0.00	17,905.72	3,662.10	0.00	21,567.82
0000347169	SECURITY TECHNICIAN	63,793.60	66,040.00	2,246.40	69,777.60	0.00	4,784.52	74,562.12
0000348512	CONTRACT PROFESSIONAL (DATE LAST EMPLOYED 16-May-2024)	0.00	0.00	0.00	22,472.00	432.00	0.00	22,904.00
0000329573	FOREMAN BUILDINGS SUPP EQUIP	69,139.20	73,715.20	4,576.00	69,488.80	6,909.46	0.00	76,398.26
0000340398	*JOURNEYMAN TRACK MAINTAINER	57,324.80	62,004.80	4,680.00	56,392.00	791.41	298.10	57,481.51

METROPOLITAN ATLANTA RAPID TRANSIT AUTHORITY (MARTA)
MARTOC REPORT

EE NUMBER	TITLE	FY 23 BASE SALARY	FY 24 BASE SALARY	DIFFERENCE +/-	REGULAR EARNINGS	OVERTIME EARNINGS	OTHER EARNINGS	TOTAL EARNINGS
0000348254	*JOURNEYMAN BUS TECHNICIAN	52,811.20	58,822.40	6,011.20	63,593.52	19,718.15	400.00	83,711.67
0000302798	*BUS OPERATOR	52,707.20	57,928.00	5,220.80	57,670.65	15,544.88	3,647.04	76,862.57
0000347081	SECURITY TECHNICIAN	64,417.60	66,684.80	2,267.20	69,629.84	0.00	3,716.40	73,346.24
0000303115	*REVENUE AGENT	52,395.20	56,659.20	4,264.00	58,171.49	202.77	0.00	58,374.26
0000315387	*MATERIAL CONTROLLER LEAD	55,348.80	59,612.80	4,264.00	61,630.08	4,126.23	1,549.76	67,306.07
0000349741	*SERVICEPERSON I	38,272.00	43,700.80	5,428.80	42,574.79	2,526.95	1,344.68	46,446.42
0000304974	*BUS OPERATOR	52,707.20	57,928.00	5,220.80	63,839.23	24,634.66	0.00	88,473.89
0000309687	*BUS OPERATOR	52,707.20	57,928.00	5,220.80	55,020.25	586.41	3,889.92	59,496.58
0000303470	SUPV RAIL LINE	60,756.80	60,756.80	0.00	31,135.44	0.00	9,347.20	40,482.64
0000335286	MOBILITY CUSTOMER CARE REP	46,078.50	47,697.00	1,618.50	40,860.13	926.36	3,190.14	44,976.63
0000347996	*BUS OPERATOR	36,899.20	45,406.40	8,507.20	40,568.01	7,122.89	0.00	47,690.90
0000346561	SAFETY OPERATIONAL OFFICER	90,655.50	93,834.00	3,178.50	90,558.73	1,441.19	0.00	91,999.92
0000339200	*BUS OPERATOR	52,187.20	56,888.00	4,700.80	63,140.33	26,812.62	0.00	89,952.95
0000304445	*JOURNEYMAN OVERHAULER	57,844.80	63,044.80	5,200.00	72,946.98	13,346.08	400.00	86,693.06
0000320946	SUPV RAIL LINE	71,136.00	75,857.60	4,721.60	68,462.40	3,555.90	2,907.00	74,925.30
0000347166	*BUS OPERATOR	40,705.60	49,233.60	8,528.00	48,127.66	11,463.74	3,200.32	62,791.72
0000336755	TRANSIT POLICE SERGEANT	71,406.40	76,939.20	5,532.80	53,989.14	57,968.52	27,927.75	139,885.41
0000344331	SCADA ENGINEER	104,383.24	108,036.76	3,653.52	104,322.88	0.00	7,226.55	111,549.43
0000351079	*SERVICEPERSON I	36,212.80	42,016.00	5,803.20	44,427.17	1,172.92	0.00	45,600.09
0000341357	*JOURNEYMAN ET-RADIO MAINT	54,308.80	60,216.00	5,907.20	58,849.76	7,624.66	2,464.47	68,938.89
0000305580	*STATION AGENT	47,195.20	51,459.20	4,264.00	56,609.64	24,158.98	0.00	80,768.62
0000327674	*JOURNEYMAN RAIL CAR MECHANIC	57,324.80	62,004.80	4,680.00	66,493.88	42,440.62	400.00	109,334.50
0000342925	MOBILITY SUPP SVC PROGRAM SPEC	66,971.06	69,315.22	2,344.16	60,498.31	0.00	1,278.05	61,776.36
0000354429	*BUS OPERATOR	41,600.00	41,600.00	0.00	17,691.03	2,364.60	0.00	20,055.63
0000324310	SUPV CAR REPAIR INSPECTION	70,512.00	75,192.00	4,680.00	76,189.70	8,135.49	0.00	84,325.19
0000305494	CONTRACT PROFESSIONAL	0.00	0.00	0.00	97,477.60	0.00	0.00	97,477.60
0000354026	*BUS OPERATOR	41,600.00	41,600.00	0.00	22,035.73	2,735.10	0.00	24,770.83
0000339440	TRANSIT POLICE OFFICER (DATE LAST EMPLOYED 22-Dec-2023)	62,337.60	64,812.80	2,475.20	20,397.93	12,860.94	14,613.76	47,872.63
0000350892	*BUS OPERATOR (DATE LAST EMPLOYED 13-Mar-2024)	36,899.20	41,600.00	4,700.80	34,543.02	6,748.75	0.00	41,291.77
0000343974	*JOURNEYMAN BUS TECHNICIAN	49,732.80	61,131.20	11,398.40	65,065.07	10,370.79	0.00	75,435.86
0000350205	*JOURNEYMAN ET-TELEPHONE MAINT	53,872.00	58,988.80	5,116.80	63,177.12	42,401.96	800.00	106,379.08
0000344920	PROTECTIVE SPEC POLICE CADET (DATE LAST EMPLOYED 26-May-2024)	43,264.00	43,264.00	0.00	37,636.40	10,874.60	5,940.80	54,451.80
0000348662	*BUS OPERATOR	36,899.20	45,406.40	8,507.20	48,340.29	8,108.43	334.64	56,783.36
0000344649	*JOURNEYMAN AA BUS TECHNICIAN	54,308.80	62,004.80	7,696.00	60,666.89	4,530.76	400.00	65,597.65

METROPOLITAN ATLANTA RAPID TRANSIT AUTHORITY (MARTA)
MARTOC REPORT

EE NUMBER	TITLE	FY 23	FY 24	DIFFERENCE	REGULAR	OVERTIME	OTHER	TOTAL
		BASE SALARY	BASE SALARY	+/-	EARNINGS	EARNINGS	EARNINGS	EARNINGS
0000337372	*RAIL STATION CLEANER	35,672.00	39,416.00	3,744.00	43,074.80	205.80	0.00	43,280.60
0000302700	*JOURNEYMAN RAIL CAR MECHANIC	57,844.80	63,044.80	5,200.00	60,145.70	0.00	3,609.10	63,754.80
0000328636	SR SAFETY OPS OFFICER BUS/RAIL	99,606.00	110,233.50	10,627.50	108,496.67	0.00	5,601.09	114,097.76
0000340776	*BUS OPERATOR	52,187.20	56,888.00	4,700.80	59,568.00	16,332.38	2,774.67	78,675.05
0000330236	*JOURNEYMAN SUPPORT EQUIPMENT	57,324.80	62,004.80	4,680.00	63,375.50	4,530.54	400.00	68,306.04
0000341873	TRANSIT POLICE OFFICER	62,337.60	67,100.80	4,763.20	53,981.28	14,776.74	10,717.32	79,475.34
0000333108	TRANSIT POLICE OFFICER SPECIAL	67,392.00	75,441.60	8,049.60	69,849.11	9,992.56	2,290.92	82,132.59
0000316415	*BUS OPERATOR	52,187.20	57,928.00	5,740.80	40,151.13	3.02	5,802.92	45,957.07
0000349133	*SERVICEPERSON I	38,272.00	43,700.80	5,428.80	44,894.17	749.93	0.00	45,644.10
0000350487	MGR CREATIVE SVCS/SR DESIGNER	92,700.14	98,325.24	5,625.10	93,008.27	0.00	0.00	93,008.27
0000345816	*BUS OPERATOR	44,532.80	53,081.60	8,548.80	30,745.06	3,555.24	632.01	34,932.31
0000306625	*RAIL OPERATOR	52,707.20	57,928.00	5,220.80	60,780.32	12,486.70	1,471.94	74,738.96
0000343676	*BUS OPERATOR	48,380.80	56,888.00	8,507.20	54,634.81	9,658.38	1,202.59	65,495.78
0000334390	*STATION AGENT	46,675.20	50,419.20	3,744.00	47,503.16	2,826.54	3,659.46	53,989.16
0000331639	FOREMAN COMPUTER MAINTENANCE (DATE LAST EMPLOYED 02-Feb-2024)	68,411.20	68,411.20	0.00	36,938.88	7,402.92	16,137.15	60,478.95
0000345429	TRANSIT POLICE OFFICER	53,268.80	57,324.80	4,056.00	40,358.86	38,794.12	23,444.14	102,597.12
0000339802	*JOURNEYMAN BUS TECHNICIAN	56,451.20	61,131.20	4,680.00	66,329.71	39,440.77	400.00	106,170.48
0000309725	*BUS OPERATOR	48,380.80	56,888.00	8,507.20	69,942.69	61,851.22	0.00	131,793.91
0000324636	*JOURNEYMAN SUPPORT EQUIPMENT	49,732.80	62,004.80	12,272.00	63,342.69	4,030.91	0.00	67,373.60
0000349444	INFORMATION SYS ANALYST III	78,769.60	81,526.64	2,757.04	77,852.76	0.00	2,498.20	80,350.96
0000341958	*JOURNEYMAN ET-TRAIN CONTROL	57,324.80	62,004.80	4,680.00	65,320.40	16,470.35	400.00	82,190.75
0000304032	*JOURNEYMAN RAIL CAR MECHANIC	57,844.80	63,044.80	5,200.00	65,616.30	0.00	400.00	66,016.30
0000349184	*BUS OPERATOR	36,899.20	45,406.40	8,507.20	47,263.97	7,412.66	523.92	55,200.55
0000346685	E LEARNING SPECIALIST	72,004.66	74,524.84	2,520.18	69,200.17	0.00	266.29	69,466.46
0000332577	FIELD INSPECTOR II	66,943.50	69,303.00	2,359.50	64,235.03	7,485.82	7,370.76	79,091.61
0000316336	*RAIL STATION CLEANER	35,672.00	40,456.00	4,784.00	43,895.57	11,151.90	0.00	55,047.47
0000352590	CJIT-CALL TAKER (DATE LAST EMPLOYED 25-Mar-2024)	49,462.40	49,462.40	0.00	31,921.20	4,601.43	959.29	37,481.92
0000352903	*BUS OPERATOR	41,600.00	41,600.00	0.00	36,915.70	13,986.90	0.00	50,902.60
0000303517	DISPATCHER RADIO COMMUNICATION	68,182.40	72,716.80	4,534.40	66,343.51	1,003.70	2,543.54	69,890.75
0000304120	*BUS OPERATOR	52,707.20	57,928.00	5,220.80	58,663.24	11,043.07	4,740.96	74,447.27
0000318123	*BUS OPERATOR	52,187.20	56,888.00	4,700.80	63,256.32	21,941.16	297.57	85,495.05
0000337288	*BUS OPERATOR	52,187.20	56,888.00	4,700.80	62,312.75	30,194.07	1,110.41	93,617.23
0000337531	*BUS OPERATOR	52,187.20	56,888.00	4,700.80	54,405.74	4,571.13	6,620.08	65,596.95
0000352591	*JOURNEYMAN TRACK MECHANIC (DATE LAST EMPLOYED 28-May-2024)	54,412.80	54,412.80	0.00	45,563.17	12,708.40	0.00	58,271.57

METROPOLITAN ATLANTA RAPID TRANSIT AUTHORITY (MARTA)
MARTOC REPORT

EE NUMBER	TITLE	FY 23	FY 24	DIFFERENCE	REGULAR	OVERTIME	OTHER	TOTAL
		BASE SALARY	BASE SALARY	+/-	EARNINGS	EARNINGS	EARNINGS	EARNINGS
0000341912	TRANSIT POLICE DETECTIVE	59,924.80	64,521.60	4,596.80	46,313.49	13,489.56	14,974.88	74,777.93
0000305504	SUPT STATION ZONE SERVICES	81,855.02	84,719.96	2,864.94	81,822.17	0.00	4,197.70	86,019.87
0000320085	*BUS OPERATOR	52,187.20	56,888.00	4,700.80	39,678.13	298.48	4,084.88	44,061.49
0000316697	*BUS DISPATCHER (BLOCKOUT)	52,291.20	57,075.20	4,784.00	58,384.77	26,974.02	0.00	85,358.79
0000346361	SR TECHNICAL SERVICES ENGINEER	98,346.04	101,788.18	3,442.14	97,056.40	0.00	0.00	97,056.40
0000317823	*SERVICEPERSON I	39,956.80	43,700.80	3,744.00	34,263.17	4,336.68	0.00	38,599.85
0000317594	*SERVICEPERSON I (DATE LAST EMPLOYED 01-Jun-2024)	39,956.80	43,700.80	3,744.00	35,690.44	2,277.28	5,700.67	43,668.39
0000346292	*BUS OPERATOR	40,705.60	49,233.60	8,528.00	51,258.06	18,633.96	0.00	69,892.02
0000303462	*RAIL OPERATOR	52,707.20	57,928.00	5,220.80	56,895.73	1,078.50	3,612.99	61,587.22
0000304091	*PT BUS OPERATOR	0.00	0.00	0.00	23,248.01	0.00	0.00	23,248.01
0000348492	*BUS OPERATOR	36,899.20	45,406.40	8,507.20	46,712.10	21,279.30	698.56	68,689.96
0000328130	*PT BUS OPERATOR	0.00	0.00	0.00	24,295.63	0.00	0.00	24,295.63
0000303180	*SERVICEPERSON II	40,476.80	44,740.80	4,264.00	46,594.87	0.00	0.00	46,594.87
0000350971	*JOURNEYMAN BUS TECHNICIAN	49,732.80	57,491.20	7,758.40	51,860.66	1,930.62	400.00	54,191.28
0000340458	*STATION AGENT	46,176.00	50,419.20	4,243.20	33,006.18	663.30	0.00	33,669.48
0000327291	*RAIL OPERATOR	52,187.20	56,888.00	4,700.80	61,356.38	10,494.42	1,678.10	73,528.90
0000353923	TRANSIT POLICE OFFICER	57,324.80	57,324.80	0.00	34,339.60	2,555.53	0.00	36,895.13
0000354443	PROJECT MANAGER I	106,605.20	106,605.20	0.00	43,180.88	0.00	0.00	43,180.88
0000348079	PARKING SERVICES CASHIER PT (DATE LAST EMPLOYED 01-May-2024)	0.00	0.00	0.00	21,320.32	0.00	0.00	21,320.32
0000351362	TRANSIT POLICE OFFICER	55,369.60	59,633.60	4,264.00	52,967.09	13,643.40	6,655.00	73,265.49
0000303590	MGR STRATEGIC PERFORMANCE	121,207.58	125,450.00	4,242.42	121,127.78	0.00	4,195.65	125,323.43
0000333631	TRANSIT POLICE OFFICER SPECIAL	75,816.00	78,478.40	2,662.40	83,270.80	48,053.87	5,832.00	137,156.67
0000302577	MAINTENANCE PLANNER FACILITIES	71,801.60	74,318.40	2,516.80	73,606.47	3,693.64	13,062.52	90,362.63
0000308175	PROJECT ENG SURVEY PROGRAMS	96,174.26	99,540.48	3,366.22	96,216.33	0.00	0.00	96,216.33
0000346085	*JOURNEYMAN BUS TECHNICIAN (DATE LAST EMPLOYED 22-Mar-2024)	54,142.40	58,988.80	4,846.40	26,498.02	361.18	853.76	27,712.96
0000353593	*BUS OPERATOR	41,600.00	41,600.00	0.00	27,174.83	6,276.60	0.00	33,451.43
0000346914	*SERVICEPERSON I	39,956.80	43,700.80	3,744.00	45,798.80	0.00	0.00	45,798.80
0000323250	*BUS OPERATOR	52,187.20	56,888.00	4,700.80	55,514.70	8,257.23	1,696.16	65,468.09
0000337169	TRANSIT POLICE CORPORAL	70,075.20	72,529.60	2,454.40	13,266.30	65,521.79	58,680.51	137,468.60
0000353873	SR TALENT ACQUISITION PARTNER	93,150.20	93,150.20	0.00	55,440.82	0.00	0.00	55,440.82
0000346055	HR GENERALIST II - TALENT ACQ	64,272.52	74,466.60	10,194.08	68,958.02	0.00	0.00	68,958.02
0000343055	CJIT-CALL TAKER (DATE LAST EMPLOYED 01-Jul-2024)	51,209.60	51,209.60	0.00	25,445.43	2,585.68	0.00	28,031.11
0000340158	CAPITAL PROGRAM MANAGER	128,517.48	133,015.74	4,498.26	128,385.77	0.00	0.00	128,385.77
0000323003	SR TECHNICAL SERVICES ENGINEER	114,010.52	118,001.00	3,990.48	113,941.53	0.00	2,631.02	116,572.55

MARTOC REPORT

EE NUMBER	TITLE	FY 23	FY 24	DIFFERENCE	REGULAR	OVERTIME	OTHER	TOTAL
		BASE SALARY	BASE SALARY	+/-	EARNINGS	EARNINGS	EARNINGS	EARNINGS
0000345740	*BUS OPERATOR	44,532.80	53,081.60	8,548.80	53,076.00	17,227.21	2,867.00	73,170.21
0000338327	*BUS OPERATOR	36,899.20	45,406.40	8,507.20	47,251.19	14,426.98	0.00	61,678.17
0000352559	MGR LABOR RELATIONS	119,025.14	119,025.14	0.00	100,902.42	0.00	442.31	101,344.73
0000321070	*JOURNEYMAN AA BUS TECHNICIAN	57,324.80	62,004.80	4,680.00	66,685.23	35,546.57	400.00	102,631.80
0000336074	FOREMAN COMMUNICATION	68,411.20	72,945.60	4,534.40	74,038.34	12,576.25	0.00	86,614.59
0000345798	CHF FINANCIAL OFFICER (DATE LAST EMPLOYED 09-Oct-2023)	311,934.22	311,934.22	0.00	105,520.87	0.00	72,895.03	178,415.90
0000331716	*JOURNEYMAN RAIL CAR MECHANIC	57,324.80	62,004.80	4,680.00	64,837.32	723.26	400.00	65,960.58
0000345709	*JOURNEYMAN ET-RADIO MAINT	57,324.80	62,004.80	4,680.00	67,867.73	26,095.68	400.00	94,363.41
0000320236	*DYNAMOMETER OPERATOR	57,324.80	62,004.80	4,680.00	60,735.31	23,202.06	400.00	84,337.37
0000339070	*BUS OPERATOR	52,187.20	56,888.00	4,700.80	48,660.98	10,978.32	5,597.94	65,237.24
0000333783	*BUS OPERATOR	52,187.20	56,888.00	4,700.80	61,132.26	4,108.38	1,702.54	66,943.18
0000344163	*BUS OPERATOR	48,380.80	56,888.00	8,507.20	57,302.78	5,335.45	0.00	62,638.23
0000321038	*JOURNEYMAN OVERHAULER	57,324.80	62,004.80	4,680.00	67,288.89	41,754.05	400.00	109,442.94
0000317663	TRANSIT POLICE OFFICER SPECIAL	75,816.00	78,478.40	2,662.40	12,305.67	78,424.75	66,738.90	157,469.32
0000353302	*BUS OPERATOR	41,600.00	41,600.00	0.00	35,465.42	7,655.04	0.00	43,120.46
0000318885	*BUS OPERATOR	52,187.20	56,888.00	4,700.80	53,556.65	23,765.43	3,428.48	80,750.56
0000316037	*JOURNEYMAN ET-RADIO MAINT	57,324.80	62,004.80	4,680.00	62,843.70	43.03	400.00	63,286.73
0000304500	SUPV COMMUNICATIONS IOC	71,884.80	74,401.60	2,516.80	71,702.87	17,484.61	7,741.44	96,928.92
0000330688	*BUS OPERATOR	52,187.20	56,888.00	4,700.80	63,148.25	21,257.05	0.00	84,405.30
0000350389	*TRANSPORTATION ASSISTANT	32,406.40	40,040.00	7,633.60	36,482.56	0.00	0.00	36,482.56
0000343229	*BUS OPERATOR	48,380.80	56,888.00	8,507.20	44,115.12	5,623.00	3,219.26	52,957.38
0000346756	CONTRACT EMP PT POLICE OFFICER	0.00	0.00	0.00	28,252.78	15,153.03	10,927.60	54,333.41
0000303971	ACCOUNTING & TRAVEL COORD	69,868.50	72,325.50	2,457.00	69,863.13	335.90	5,374.50	75,573.53
0000349974	EMPLOYEE RELATIONS SPECIALIST	78,000.26	80,730.52	2,730.26	77,941.51	0.00	0.00	77,941.51
0000318561	*BUS OPERATOR	52,187.20	56,888.00	4,700.80	59,975.83	2,677.95	0.00	62,653.78
0000352105	*BUS OPERATOR (DATE LAST EMPLOYED 02-May-2024)	36,899.20	41,600.00	4,700.80	25,767.56	99.01	0.00	25,866.57
0000304787	*BUS OPERATOR	52,707.20	57,928.00	5,220.80	64,557.12	32,402.96	0.00	96,960.08
0000354551	*BUS OPERATOR	41,600.00	41,600.00	0.00	16,799.29	5,781.30	0.00	22,580.59
0000333185	TRANSIT POLICE DETECTIVE	72,883.20	78,478.40	5,595.20	60,617.51	44,928.05	28,378.17	133,923.73
0000323601	*BUS OPERATOR	52,187.20	56,888.00	4,700.80	48,613.53	6,248.35	3,902.26	58,764.14
0000337377	*RAIL OPERATOR	52,187.20	56,888.00	4,700.80	63,353.04	28,991.85	3,866.08	96,210.97
0000338900	MGR TALENT ACQUISITION ADMN	78,663.52	103,527.06	24,863.54	93,392.09	0.00	3,847.16	97,239.25
0000303786	*JOURNEYMAN RAIL CAR MECHANIC	57,844.80	63,044.80	5,200.00	69,801.51	1,644.62	400.00	71,846.13
0000304951	*JOURNEYMAN AA BUS TECHNICIAN	57,844.80	63,044.80	5,200.00	65,461.20	4,435.87	400.00	70,297.07
0000324782	SUPT BUS COMMUNICATIONS CENTER	79,957.28	90,751.70	10,794.42	81,754.43	0.00	7,312.36	89,066.79

METROPOLITAN ATLANTA RAPID TRANSIT AUTHORITY (MARTA)
MARTOC REPORT

EE NUMBER	TITLE	FY 23 BASE SALARY	FY 24 BASE SALARY	DIFFERENCE +/-	REGULAR EARNINGS	OVERTIME EARNINGS	OTHER EARNINGS	TOTAL EARNINGS
0000354306	*BUS OPERATOR	41,600.00	41,600.00	0.00	19,104.99	3,665.40	0.00	22,770.39
0000353909	*BUS OPERATOR	41,600.00	41,600.00	0.00	25,094.51	5,506.80	0.00	30,601.31
0000337935	*RAIL OPERATOR	52,187.20	56,888.00	4,700.80	39,178.01	20,807.99	2,151.84	62,137.84
0000350264	*SERVICEPERSON IV	38,521.60	46,446.40	7,924.80	43,455.37	1,891.27	0.00	45,346.64
0000333407	SUPV BUS TRANSPORTATION	64,937.60	69,243.20	4,305.60	66,360.57	7,743.61	2,497.60	76,601.78
0000335639	TRANSIT POLICE OFFICER	72,883.20	75,441.60	2,558.40	24,209.65	60,224.19	54,057.15	138,490.99
0000315268	CUSTOMER CARE FIELD REP	62,068.50	64,252.50	2,184.00	62,007.10	190.98	1,750.65	63,948.73
0000348593	TRANSIT POLICE OFFICER SPECIAL	53,268.80	59,633.60	6,364.80	29,261.54	44,084.87	37,202.00	110,548.41
0000344086	ARCHITECT VI	105,798.42	109,501.60	3,703.18	105,737.04	0.00	0.00	105,737.04
0000332072	*BUS OPERATOR	52,187.20	56,888.00	4,700.80	32,515.76	8,848.31	1,405.04	42,769.11
0000346505	TEST ENGINEER	102,493.04	106,080.52	3,587.48	102,396.92	0.00	5,781.68	108,178.60
0000343470	*BUS OPERATOR (DATE LAST EMPLOYED 02-Dec-2023)	48,380.80	56,888.00	8,507.20	31,950.85	8,970.87	0.00	40,921.72
0000347652	TRANSIT POLICE OFFICER (DATE LAST EMPLOYED 13-May-2024)	53,268.80	55,369.60	2,100.80	45,569.85	17,493.90	12,753.29	75,817.04
0000341698	*BUS OPERATOR	52,187.20	56,888.00	4,700.80	66,020.82	28,430.39	0.00	94,451.21
0000332248	*BUS OPERATOR	52,187.20	56,888.00	4,700.80	57,330.32	16,115.06	3,737.02	77,182.40
0000334794	*BUS OPERATOR	52,187.20	56,888.00	4,700.80	60,658.52	13,107.06	0.00	73,765.58
0000344467	*BUS OPERATOR (DATE LAST EMPLOYED 16-Apr-2024)	48,380.80	56,888.00	8,507.20	49,672.40	11,348.12	1,623.08	62,643.60
0000332653	*RAIL OPERATOR	52,187.20	56,888.00	4,700.80	38,991.11	1,430.13	437.60	40,858.84
0000316463	*BUS OPERATOR	52,187.20	57,928.00	5,740.80	63,496.95	38,179.69	222.80	101,899.44
0000346502	PROTECTIVE SPEC POLICE CADET	45,905.60	47,528.00	1,622.40	29,043.56	40,297.43	21,238.02	90,579.01
0000318680	*BUS OPERATOR	52,187.20	56,888.00	4,700.80	57,247.66	18,495.06	0.00	75,742.72
0000349503	*BUS OPERATOR	36,899.20	45,406.40	8,507.20	41,536.53	13,559.66	0.00	55,096.19
0000353257	*JOURNEYMAN ELEC POWER ELECT	58,552.00	58,552.00	0.00	43,338.45	10,457.46	0.00	53,795.91
0000351014	*SERVICEPERSON I	36,212.80	42,016.00	5,803.20	41,167.97	278.80	0.00	41,446.77
0000343573	*BUS OPERATOR	41,600.00	41,600.00	0.00	31,496.58	11,100.00	0.00	42,596.58
0000351274	*STATION AGENT	39,104.00	46,176.00	7,072.00	47,276.30	6,991.95	177.60	54,445.85
0000333674	DISPATCHER RADIO COMMUNICATION	52,187.20	63,960.00	11,772.80	59,098.07	8,104.49	14.56	67,217.12
0000318105	TRANSIT POLICE SERGEANT	77,230.40	83,137.60	5,907.20	79,800.48	23,381.89	4,710.42	107,892.79
0000305292	GEN SUPT BUS MAINT	106,918.50	110,660.68	3,742.18	107,429.63	0.00	8,498.65	115,928.28
0000329225	TRANSIT POLICE SERGEANT	83,532.80	86,465.60	2,932.80	-14,048.48	121,727.88	105,726.40	213,405.80
0000335629	QUALITY CONTROL INSPECTOR (DATE LAST EMPLOYED 01-Jan-2024)	69,751.50	69,751.50	0.00	35,169.03	0.00	10,827.43	45,996.46
0000329791	RESIDENT ENGINEER	115,246.82	119,280.46	4,033.64	115,131.53	0.00	9,973.29	125,104.82
0000347422	PROTECTIVE SPEC POLICE CADET	45,905.60	47,528.00	1,622.40	14,150.83	46,787.60	33,906.02	94,844.45
0000351236	*SERVICEPERSON I	30,180.80	39,956.80	9,776.00	38,238.71	3,904.83	0.00	42,143.54

METROPOLITAN ATLANTA RAPID TRANSIT AUTHORITY (MARTA)
MARTOC REPORT

EE NUMBER	TITLE	FY 23 BASE SALARY	FY 24 BASE SALARY	DIFFERENCE +/-	REGULAR EARNINGS	OVERTIME EARNINGS	OTHER EARNINGS	TOTAL EARNINGS
0000320159	*STATION AGENT	46,675.20	50,419.20	3,744.00	52,381.22	54.54	1,314.24	53,750.00
0000303406	MOBILITY SUPPORT SVCS PGM MGR	98,441.20	101,886.72	3,445.52	91,939.90	0.00	18,653.56	110,593.46
0000353771	ACCOUNTANT II	65,718.90	65,718.90	0.00	41,573.07	0.00	0.00	41,573.07
0000348000	*BUS OPERATOR	36,899.20	45,406.40	8,507.20	49,778.35	14,094.97	2,879.95	66,753.27
0000344609	*STATION AGENT	39,104.00	50,419.20	11,315.20	48,063.08	40.35	0.00	48,103.43
0000337721	SR FINANCIAL ANALYST	108,042.22	111,823.92	3,781.70	107,979.74	0.00	0.00	107,979.74
0000342885	*BUS OPERATOR	48,380.80	56,888.00	8,507.20	49,692.86	6,546.48	4,073.68	60,313.02
0000333245	SR CUST SVC SOCIAL MEDIA SPEC	83,462.34	86,383.70	2,921.36	83,426.27	0.00	6,741.20	90,167.47
0000352103	*BUS OPERATOR	36,899.20	41,600.00	4,700.80	46,100.43	13,592.19	0.00	59,692.62
0000317821	PROTECTIVE SPEC POLICE CADET	45,468.80	47,070.40	1,601.60	40,703.42	23,480.87	9,246.78	73,431.07
0000305702	*JOURNEYMAN TRACK WALKER	57,844.80	63,044.80	5,200.00	61,709.43	11,722.38	3,790.30	77,222.11
0000341963	FOREMAN POWER	60,673.60	65,956.80	5,283.20	62,567.31	23,248.49	4,083.80	89,899.60
0000306204	CONTRACT EMP ADMIN SUPPORT	0.00	0.00	0.00	40,659.84	0.00	0.00	40,659.84
0000303518	MAINTENANCE PLANNER BUS	70,012.80	72,467.20	2,454.40	74,371.20	29,470.88	4,173.84	108,015.92
0000322156	SR PROJECT MANAGER	140,400.26	145,314.52	4,914.26	140,249.00	0.00	2,880.01	143,129.01
0000349771	SUPPLIER DIVERSITY PRGM ANLYST	79,855.88	82,650.88	2,795.00	79,792.10	0.00	0.00	79,792.10
0000332892	*BUS OPERATOR	52,187.20	56,888.00	4,700.80	56,302.62	18,392.88	2,694.81	77,390.31
0000344247	*BUS OPERATOR	48,380.80	56,888.00	8,507.20	59,870.53	26,110.39	0.00	85,980.92
0000302228	*JOURNEYMAN RAIL CAR MECHANIC	57,844.80	63,044.80	5,200.00	68,148.94	3,300.94	400.00	71,849.88
0000342155	*BUS OPERATOR	52,187.20	56,888.00	4,700.80	63,496.23	18,690.21	0.00	82,186.44
0000349082	TRANSIT POLICE OFFICER	55,369.60	59,633.60	4,264.00	62,118.46	8,106.60	957.18	71,182.24
0000317778	*BUS OPERATOR	52,187.20	56,888.00	4,700.80	50,655.55	7,508.12	5,835.28	63,998.95
0000348805	*RAIL OPERATOR	36,899.20	45,406.40	8,507.20	49,456.39	31,965.53	0.00	81,421.92
0000321663	*BUS DISPATCHER (BLOCKOUT)	52,291.20	56,035.20	3,744.00	60,715.38	67,990.45	0.00	128,705.83
0000331907	TRANSIT POLICE OFFICER	70,075.20	75,441.60	5,366.40	43,680.88	21,691.28	21,135.60	86,507.76
0000302719	*BUS OPERATOR	52,707.20	57,928.00	5,220.80	52,451.35	21,483.24	7,131.52	81,066.11
0000324755	(DATE LAST EMPLOYED 01-Apr-2024) FOREMAN TRAIN CONTROL	71,843.20	76,606.40	4,763.20	70,121.70	14,887.14	0.00	85,008.84
0000333629	*JOURNEYMAN ELEC POWER ELECT	57,324.80	62,004.80	4,680.00	67,461.09	50,277.60	400.00	118,138.69
0000317609	*BUS OPERATOR	36,899.20	45,406.40	8,507.20	47,567.48	15,431.65	556.23	63,555.36
0000304319	CONTRACT PROFESSIONAL	0.00	0.00	0.00	45,901.01	3,786.26	0.00	49,687.27
0000350304	CONTRACT SPECIALIST II	71,898.32	74,414.86	2,516.54	71,872.51	0.00	0.00	71,872.51
0000303404	SUPT STATION ZONE SERVICES	85,421.70	88,411.70	2,990.00	84,029.81	620.00	644.46	85,294.27
0000350391	*JOURNEYMAN ET-RADIO MAINT	49,732.80	58,988.80	9,256.00	65,008.19	19,097.72	800.00	84,905.91
0000341619	*JOURNEYMAN AA BUS TECHNICIAN	57,324.80	62,004.80	4,680.00	65,220.02	12,506.33	400.00	78,126.35

METROPOLITAN ATLANTA RAPID TRANSIT AUTHORITY (MARTA)
MARTOC REPORT

EE NUMBER	TITLE	FY 23 BASE SALARY	FY 24 BASE SALARY	DIFFERENCE +/-	REGULAR EARNINGS	OVERTIME EARNINGS	OTHER EARNINGS	TOTAL EARNINGS
0000315455	MEDIA SALES REP	31,980.00	33,111.00	1,131.00	32,205.80	1,275.63	2,829.33	36,310.76
0000333093	*BUS OPERATOR	52,187.20	56,888.00	4,700.80	34,902.42	4,324.44	5,132.39	44,359.25
0000342315	*BUS OPERATOR	52,187.20	56,888.00	4,700.80	53,820.93	14,289.64	656.40	68,766.97
0000340148	*SERVICEPERSON I	39,956.80	43,700.80	3,744.00	44,772.48	0.00	0.00	44,772.48
0000341141	*BUS OPERATOR	52,187.20	56,888.00	4,700.80	60,523.62	10,118.61	0.00	70,642.23
0000324646	*BUS OPERATOR	52,187.20	56,888.00	4,700.80	50,852.95	3,193.84	0.00	54,046.79
0000302705	CONTRACT K-9 TRAINER	0.00	0.00	0.00	8,369.28	28,312.65	27,855.30	64,537.23
0000352435	*JOURNEYMAN TRACK MAINTAINER	54,412.80	54,412.80	0.00	54,157.78	6,259.65	0.00	60,417.43
0000350802	*PT BUS OPERATOR	0.00	0.00	0.00	40,486.89	9,016.18	0.00	49,503.07
0000347406	SUPV CAR REPAIR INSPECTION	65,811.20	70,179.20	4,368.00	65,749.61	9,033.25	3,496.99	78,279.85
0000343461	*BUS OPERATOR	48,380.80	56,888.00	8,507.20	57,424.06	5,935.47	0.00	63,359.53
0000341525	*JOURNEYMAN ET-COMPUTER MAINT	55,536.00	62,004.80	6,468.80	65,598.15	32,073.69	400.00	98,071.84
0000341299	AGM TECHNOLOGY/CIO (DATE LAST EMPLOYED 09-Nov-2023)	226,740.80	226,740.80	0.00	89,756.48	0.00	11,653.32	101,409.80
0000349911	CJIT-POLICE DISPATCHER	49,462.40	55,640.00	6,177.60	50,021.89	9,517.56	0.00	59,539.45
0000343396	*SERVICEPERSON I	39,956.80	43,700.80	3,744.00	44,398.23	354.55	0.00	44,752.78
0000337592	RAIL SERVICES CONTROLLER	78,332.80	81,078.40	2,745.60	77,003.18	7,139.95	1,807.68	85,950.81
0000349260	*BUS OPERATOR	36,899.20	45,406.40	8,507.20	37,407.73	3,759.46	0.00	41,167.19
0000344199	*BUS OPERATOR	48,380.80	56,888.00	8,507.20	57,568.37	3,973.33	0.00	61,541.70
0000352722	*BUS OPERATOR (DATE LAST EMPLOYED 10-Jul-2024)	41,600.00	41,600.00	0.00	37,999.42	5,298.99	0.00	43,298.41
0000333508	*MATERIAL CONTROLLER LEAD	53,185.60	58,572.80	5,387.20	59,390.47	8,099.93	0.00	67,490.40
0000331471	*BUS OPERATOR	52,187.20	56,888.00	4,700.80	56,479.29	13,117.77	2,097.60	71,694.66
0000318654	*JOURNEYMAN ET-RAIL CAR MAINT	57,324.80	62,004.80	4,680.00	69,984.44	17,155.44	400.00	87,539.88
0000341385	SUPV BUS TRANSPORTATION	64,937.60	69,243.20	4,305.60	67,003.60	38,833.88	0.00	105,837.48
0000341884	*BUS OPERATOR	52,187.20	56,888.00	4,700.80	61,632.40	29,905.90	0.00	91,538.30
0000348413	*BUS OPERATOR	36,899.20	45,406.40	8,507.20	44,629.64	8,809.26	1,727.10	55,166.00
0000335542	SUPV BUS TRANSPORTATION	66,268.80	70,657.60	4,388.80	70,389.75	9,028.63	0.00	79,418.38
0000352914	MOBILITY MAINTENANCE FIELD INS	68,660.80	68,660.80	0.00	51,080.00	0.00	0.00	51,080.00
0000326983	SUPV BUS MAINTENANCE	62,608.00	66,768.00	4,160.00	68,002.26	35,212.12	481.60	103,695.98
0000352295	*BUS OPERATOR	41,600.00	41,600.00	0.00	40,981.44	9,070.13	0.00	50,051.57
0000344298	*BUS OPERATOR (DATE LAST EMPLOYED 22-Apr-2024)	40,705.60	49,233.60	8,528.00	37,155.37	4,301.18	2,890.56	44,347.11
0000353576	CAPITAL PROJECTS ADMINISTRATOR	56,940.00	56,940.00	0.00	38,139.56	0.00	0.00	38,139.56
0000316322	FARE COLLECTION COORDINATOR OP (DATE LAST EMPLOYED 01-Jan-2024)	62,926.50	62,926.50	0.00	30,249.26	1,122.73	1,474.74	32,846.73
0000351832	TRANSIT POLICE OFFICER SPECIAL	51,230.40	57,324.80	6,094.40	54,695.26	14,076.13	3,546.72	72,318.11
0000348853	TRANSIT POLICE OFFICER SPECIAL	53,268.80	59,633.60	6,364.80	38,584.51	48,809.93	24,759.10	112,153.54

MARTOC REPORT

EE NUMBER	TITLE	FY 23	FY 24	DIFFERENCE	REGULAR	OVERTIME	OTHER	TOTAL
		BASE SALARY	BASE SALARY	+/-	EARNINGS	EARNINGS	EARNINGS	EARNINGS
0000353777	*BUS OPERATOR	41,600.00	41,600.00	0.00	27,330.86	5,549.70	0.00	32,880.56
0000355092	*JOURNEYMAN BUS TECHNICIAN	54,412.80	54,412.80	0.00	15,261.09	5,562.27	0.00	20,823.36
0000321064	*BUS OPERATOR	52,187.20	56,888.00	4,700.80	61,782.86	17,879.36	0.00	79,662.22
0000341362	*JOURNEYMAN ET-COMPUTER MAINT	57,324.80	62,004.80	4,680.00	64,445.31	7,190.94	2,029.72	73,665.97
0000345031	SYSTEM SAFETY COORDINATOR	94,151.98	97,447.48	3,295.50	92,325.33	0.00	4,879.41	97,204.74
0000352125	*BUS OPERATOR (DATE LAST EMPLOYED 10-Nov-2023)	36,899.20	41,600.00	4,700.80	19,330.90	2,147.78	0.00	21,478.68
0000318958	DISPATCHER-RAIL TRANSPORTATION (DATE LAST EMPLOYED 01-Jan-2024)	65,624.00	65,624.00	0.00	22,753.72	1,340.07	7,884.03	31,977.82
0000349501	*BUS OPERATOR	36,899.20	45,406.40	8,507.20	32,102.94	3,146.63	857.28	36,106.85
0000322804	*BUS OPERATOR	52,187.20	56,888.00	4,700.80	52,817.63	7,429.92	3,446.56	63,694.11
0000339834	*RAIL STATION CLEANER	35,672.00	39,416.00	3,744.00	40,388.82	1,307.55	0.00	41,696.37
0000354315	*JOURNEYMAN ET-TRAIN CONTROL	54,412.80	54,412.80	0.00	24,827.36	215.82	0.00	25,043.18
0000347551	*BUS OPERATOR	40,705.60	49,233.60	8,528.00	50,935.56	18,155.84	0.00	69,091.40
0000330300	*JOURNEYMAN ET-TRAIN CONTROL	57,324.80	62,004.80	4,680.00	70,834.04	42,965.17	400.00	114,199.21
0000341813	*BUS OPERATOR	52,187.20	56,888.00	4,700.80	59,120.34	13,202.99	1,914.96	74,238.29
0000352117	SCHEDULE ANALYST II	46,606.04	56,702.62	10,096.58	46,795.33	0.00	0.00	46,795.33
0000341617	*JOURNEYMAN ET-TRAIN CONTROL	57,324.80	62,004.80	4,680.00	56,405.93	15,214.31	400.00	72,020.24
0000304471	*JOURNEYMAN RAIL CAR MECHANIC	57,844.80	63,044.80	5,200.00	64,746.62	6,387.61	642.48	71,776.71
0000320216	MAINTENANCE PLANNER BUS	57,324.80	69,056.00	11,731.20	58,408.08	3,874.84	0.00	62,282.92
0000304430	*SERVICEPERSON IV	43,222.40	47,486.40	4,264.00	44,345.22	13,609.06	1,229.28	59,183.56
0000334967	*JOURNEYMAN RAIL CAR MECHANIC	57,324.80	62,004.80	4,680.00	63,418.90	2,299.26	1,812.88	67,531.04
0000349651	CUSTOMER CARE SPEC	49,432.50	51,168.00	1,735.50	48,856.50	123.59	0.00	48,980.09
0000349644	*BUS OPERATOR	36,899.20	45,406.40	8,507.20	48,254.52	20,114.12	0.00	68,368.64
0000304680	SUPV TELEPHONY OPERATIONS	83,382.52	86,301.02	2,918.50	83,346.92	0.00	9,381.63	92,728.55
0000345498	TRANSIT POLICE OFFICER SPECIAL	55,369.60	62,025.60	6,656.00	42,829.95	48,240.76	23,141.36	114,212.07
0000351072	*SERVICEPERSON I	36,212.80	42,016.00	5,803.20	29,221.30	0.00	0.00	29,221.30
0000346751	*BUS OPERATOR	40,705.60	49,233.60	8,528.00	48,261.53	9,692.36	659.04	58,612.93
0000325669	GEN FOREMAN ATC	84,404.32	87,358.70	2,954.38	84,335.17	0.00	12,985.28	97,320.45
0000346352	*JOURNEYMAN ELEC POWER ELECT	55,536.00	60,216.00	4,680.00	65,321.77	60,615.58	400.00	126,337.35
0000351408	MGR TRANSIT RESEARCH & ANALYSIS (DATE LAST EMPLOYED 22-Sep-2023)	125,472.10	125,472.10	0.00	32,012.22	0.00	0.00	32,012.22
0000349187	*CUSTOMER INFORMATION OPERATOR	34,361.60	40,040.00	5,678.40	24,595.25	1,068.22	564.22	26,227.69
0000323521	*BUS OPERATOR	52,187.20	56,888.00	4,700.80	57,064.70	24,428.98	3,958.32	85,452.00
0000344353	*BUS OPERATOR	48,380.80	56,888.00	8,507.20	41,017.42	1,751.98	0.00	42,769.40
0000325918	MGR ELEC POWER & EQUIPMENT	109,551.26	113,385.74	3,834.48	105,321.56	0.00	16,187.05	121,508.61
0000317811	*SERVICEPERSON I	39,956.80	43,700.80	3,744.00	43,082.98	27,262.05	0.00	70,345.03

MARTOC REPORT

EE NUMBER	TITLE	FY 23	FY 24	DIFFERENCE	REGULAR	OVERTIME	OTHER	TOTAL
		BASE SALARY	BASE SALARY	+/-	EARNINGS	EARNINGS	EARNINGS	EARNINGS
0000340597	BUILDING MAINT SPEC II	56,093.96	58,057.48	1,963.52	55,238.66	0.00	4,742.01	59,980.67
0000347033	MGR CUSTOMER TECH PRODUCTS	112,195.46	144,492.66	32,297.20	136,334.22	0.00	2,684.74	139,018.96
0000344868	SR SAFETY OPS OFFICER BUS/RAIL	93,327.00	106,743.00	13,416.00	105,432.38	317.28	3,966.00	109,715.66
0000346126	*JOURNEYMAN BUS TECHNICIAN	54,142.40	58,988.80	4,846.40	58,960.25	8,435.59	1,307.52	68,703.36
0000332393	*BUS OPERATOR	52,187.20	56,888.00	4,700.80	52,482.15	21,419.47	5,835.29	79,736.91
0000323126	MAINTENANCE PARTS COORDINATOR	58,390.28	60,434.14	2,043.86	58,380.21	0.00	2,695.58	61,075.79
0000321208	CAPITAL PROJECT COORDINATOR (DATE LAST EMPLOYED 01-Feb-2024)	74,281.74	74,281.74	0.00	45,684.92	0.00	4,429.87	50,114.79
0000334347	*BUS OPERATOR	52,187.20	56,888.00	4,700.80	60,338.14	14,595.90	3,008.96	77,943.00
0000343674	*JOURNEYMAN BUS TECHNICIAN	54,600.00	61,131.20	6,531.20	64,427.04	5,410.88	400.00	70,237.92
0000353577	*BUS OPERATOR (DATE LAST EMPLOYED 01-May-2024)	41,600.00	41,600.00	0.00	20,723.04	1,933.20	0.00	22,656.24
0000343777	*SERVICEPERSON IV	42,702.40	46,446.40	3,744.00	47,782.93	287.96	0.00	48,070.89
0000342651	*BUS OPERATOR	52,187.20	56,888.00	4,700.80	60,025.14	18,246.53	0.00	78,271.67
0000331712	*BUS OPERATOR	52,187.20	56,888.00	4,700.80	61,479.86	21,796.45	1,619.33	84,895.64
0000351771	*PT BUS OPERATOR	0.00	0.00	0.00	31,359.49	0.00	0.00	31,359.49
0000334705	*BUS OPERATOR	52,187.20	56,888.00	4,700.80	38,688.50	2,016.70	1,002.93	41,708.13
0000305489	*BUS OPERATOR	52,707.20	57,928.00	5,220.80	70,713.67	19,127.87	0.00	89,841.54
0000318279	*SERVICEPERSON I (A)	40,539.20	44,283.20	3,744.00	42,006.89	2,244.97	830.32	45,082.18
0000333336	INSTRUCTOR BUS TECHNICAL	74,692.80	77,313.60	2,620.80	75,790.30	23,627.21	4,309.20	103,726.71
0000351031	*BUS OPERATOR	36,899.20	41,600.00	4,700.80	32,777.98	4,587.96	0.00	37,365.94
0000302297	*BUS OPERATOR	52,707.20	57,928.00	5,220.80	60,030.22	7,568.87	0.00	67,599.09
0000350118	*BUS OPERATOR	36,899.20	45,406.40	8,507.20	48,311.62	13,906.90	174.64	62,393.16
0000338540	*BUS OPERATOR	52,187.20	56,888.00	4,700.80	60,172.63	26,251.23	3,538.80	89,962.66
0000325711	TRANSIT POLICE SERGEANT	77,230.40	83,137.60	5,907.20	72,509.92	22,142.12	14,418.71	109,070.75
0000321571	TRANSIT POLICE OFFICER SPECIAL	75,816.00	78,478.40	2,662.40	71,594.05	25,631.62	6,343.59	103,569.26
0000350026	*BUS OPERATOR	36,899.20	45,406.40	8,507.20	43,421.16	9,955.31	0.00	53,376.47
0000302103	CIVIL STRUCTURE & INSP ENGR	112,701.16	116,645.88	3,944.72	112,593.71	0.00	16,977.46	129,571.17
0000348239	*BUS OPERATOR	36,899.20	45,406.40	8,507.20	31,240.85	2,050.19	0.00	33,291.04
0000338370	DIR SUSTAINABILITY	134,711.46	139,426.56	4,715.10	134,616.08	0.00	7,771.82	142,387.90
0000330505	*JOURNEYMAN BUS TECHNICIAN	56,451.20	61,131.20	4,680.00	69,808.17	24,645.43	400.00	94,853.60
0000320680	TEST ENGINEER	103,241.58	106,855.06	3,613.48	103,142.93	0.00	5,163.15	108,306.08
0000317672	*JOURNEYMAN SUPPORT EQUIPMENT	57,324.80	62,004.80	4,680.00	51,133.26	273.78	400.00	51,807.04
0000305910	*APPRENTICE MECHANIC	43,222.40	49,795.20	6,572.80	51,217.93	4,951.66	0.00	56,169.59
0000303496	DIR FACILITIES	136,591.52	141,372.40	4,780.88	142,494.61	0.00	7,004.70	149,499.31
0000342168	*RAIL STATION CLEANER	35,672.00	39,416.00	3,744.00	42,428.80	14,481.45	0.00	56,910.25
0000331597	*JOURNEYMAN ET-TRAIN CONTROL	57,324.80	62,004.80	4,680.00	64,788.76	15,471.65	400.00	80,660.41

METROPOLITAN ATLANTA RAPID TRANSIT AUTHORITY (MARTA)
MARTOC REPORT

EE NUMBER	TITLE	FY 23 BASE SALARY	FY 24 BASE SALARY	DIFFERENCE +/-	REGULAR EARNINGS	OVERTIME EARNINGS	OTHER EARNINGS	TOTAL EARNINGS
0000336098	*BUS OPERATOR	52,187.20	56,888.00	4,700.80	55,564.49	2,644.05	0.00	58,208.54
0000345028	*JOURNEYMAN AA BUS TECHNICIAN	54,308.80	59,820.80	5,512.00	66,739.16	30,399.26	687.60	97,826.02
0000350451	*BUS OPERATOR	36,899.20	45,406.40	8,507.20	44,606.47	8,421.55	0.00	53,028.02
0000354123	*BUS OPERATOR	41,600.00	41,600.00	0.00	21,810.24	957.30	0.00	22,767.54
0000334891	*BUS OPERATOR	52,187.20	56,888.00	4,700.80	64,490.72	16,897.35	2,699.76	84,087.83
0000350725	*BUS OPERATOR	36,899.20	41,600.00	4,700.80	48,207.97	17,175.93	0.00	65,383.90
0000349001	*RAIL STATION CLEANER	32,032.00	37,502.40	5,470.40	38,099.14	1,389.12	0.00	39,488.26
0000335510	*STATION AGENT	39,104.00	46,176.00	7,072.00	44,158.20	21,417.90	1,065.60	66,641.70
0000305574	*BUS OPERATOR	52,707.20	57,928.00	5,220.80	57,270.55	3,361.48	668.40	61,300.43
0000348050	SUPV RAIL LINE	62,587.20	66,747.20	4,160.00	65,546.53	17,927.91	0.00	83,474.44
0000335727	OFFICE ADMINISTRATOR II	54,129.14	54,129.14	0.00	35,778.70	0.00	0.00	35,778.70
0000345964	PROTECTIVE SPEC POLICE CADET	45,468.80	47,070.40	1,601.60	49,599.20	1,519.28	932.77	52,051.25
0000344675	ADMINISTRATIVE ASSISTANT	41,281.50	42,744.00	1,462.50	40,890.72	572.41	198.58	41,661.71
0000324229	APARC SYS AMBASSADOR	46,702.50	48,340.50	1,638.00	46,581.97	6,225.41	6,808.52	59,615.90
0000316842	*JOURNEYMAN ET-RADIO MAINT	42,702.40	59,592.00	16,889.60	57,395.37	12,023.94	0.00	69,419.31
0000343423	SR INFORMATION SYSTEMS ANALYST	99,300.76	102,776.44	3,475.68	98,828.53	0.00	4,201.20	103,029.73
0000331666	*RAIL OPERATOR	52,187.20	56,888.00	4,700.80	58,179.75	7,448.45	4,391.44	70,019.64
0000306478	DIR REVENUE OPERATIONS	126,766.38	131,203.28	4,436.90	126,208.44	0.00	15,100.29	141,308.73
0000350236	PROTECTIVE SPEC POLICE CADET	41,600.00	43,056.00	1,456.00	37,356.00	3,620.00	6,800.00	47,776.00
0000315115	*BUS OPERATOR	52,707.20	57,928.00	5,220.80	62,933.99	22,302.91	0.00	85,236.90
0000328131	*RAIL OPERATOR	52,187.20	56,888.00	4,700.80	60,166.72	20,841.00	401.44	81,409.16
0000324187	*RAIL STATION CLEANER	35,672.00	39,416.00	3,744.00	42,950.30	16,289.33	0.00	59,239.63
0000345487	PROTECTIVE SPEC POLICE CADET	45,905.60	47,528.00	1,622.40	-10,946.84	82,698.02	64,475.95	136,227.13
0000352601	*BUS OPERATOR	41,600.00	41,600.00	0.00	38,248.20	6,340.80	0.00	44,589.00
0000349878	*BUS OPERATOR	36,899.20	45,406.40	8,507.20	33,759.03	5,067.49	160.00	38,986.52
0000352425	CONTRACT EMP PT POLICE OFFICER	0.00	0.00	0.00	18,709.24	8,755.24	8,543.55	36,008.03
0000320788	*JOURNEYMAN ET-TRAIN CONTROL	57,324.80	62,004.80	4,680.00	64,352.68	18,241.60	400.00	82,994.28
0000322967	TRANSIT POLICE LIEUTENANT	101,712.00	105,289.60	3,577.60	110,744.65	17,813.48	19,804.50	148,362.63
0000320593	PUBLIC ENGAGEMENT MANAGER	86,668.66	102,885.38	16,216.72	90,026.67	0.00	2,788.49	92,815.16
0000315615	*STATION AGENT	42,432.00	50,419.20	7,987.20	47,042.64	216.45	3,490.56	50,749.65
0000302438	*RAIL OPERATOR	52,707.20	57,928.00	5,220.80	55,805.26	18,742.46	5,288.89	79,836.61
0000346806	TRANSIT POLICE DETECTIVE	55,369.60	62,025.60	6,656.00	49,841.60	7,042.74	4,764.40	61,648.74
0000342000	*BUS OPERATOR	52,187.20	56,888.00	4,700.80	58,145.88	18,682.62	0.00	76,828.50
0000341254	MGR CIP CHANGE CONTROL	108,714.84	112,519.94	3,805.10	108,608.54	0.00	6,522.90	115,131.44

METROPOLITAN ATLANTA RAPID TRANSIT AUTHORITY (MARTA)
MARTOC REPORT

EE NUMBER	TITLE	FY 23	FY 24	DIFFERENCE	REGULAR	OVERTIME	OTHER	TOTAL
		BASE SALARY	BASE SALARY	+/-	EARNINGS	EARNINGS	EARNINGS	EARNINGS
0000302974	*JOURNEYMAN ET-COMPUTER MAINT	57,844.80	63,044.80	5,200.00	64,604.38	17,585.76	400.00	82,590.14
0000314837	*JOURNEYMAN ET-RAIL CAR MAINT	57,844.80	63,044.80	5,200.00	70,072.33	73,929.78	400.00	144,402.11
0000304411	DIVISION DISPATCHER	72,300.80	77,105.60	4,804.80	72,806.04	4,403.36	10,428.00	87,637.40
0000342927	*JOURNEYMAN ELEC POWER ELECT	57,324.80	62,004.80	4,680.00	66,902.84	44,956.99	400.00	112,259.83
0000330457	MAINTENANCE PLANNER BUS	69,742.40	72,196.80	2,454.40	73,195.24	21,464.31	0.00	94,659.55
0000326278	*JOURNEYMAN ET-TRAIN CONTROL	57,324.80	62,004.80	4,680.00	71,553.45	53,899.75	675.60	126,128.80
0000346289	*BUS OPERATOR	40,705.60	49,233.60	8,528.00	50,380.86	7,210.64	0.00	57,591.50
0000350338	GEN FOREMAN TRACK & STRUC INSP (DATE LAST EMPLOYED 20-Feb-2024)	81,157.96	81,157.96	0.00	47,658.38	0.00	520.12	48,178.50
0000348665	TRANSIT POLICE OFFICER	55,369.60	57,616.00	2,246.40	36,528.97	3,927.05	3,166.44	43,622.46
0000353583	*JOURNEYMAN BUS TECHNICIAN	54,412.80	54,412.80	0.00	39,356.63	4,812.79	0.00	44,169.42
0000342157	*BUS OPERATOR	52,187.20	56,888.00	4,700.80	53,470.78	20,781.76	2,790.16	77,042.70
0000332295	*JOURNEYMAN ET-TELEPHONE MAINT	57,324.80	62,004.80	4,680.00	67,573.26	3,948.44	400.00	71,921.70
0000348072	TRANSIT POLICE OFFICER	53,268.80	57,324.80	4,056.00	35,586.48	24,134.92	20,318.68	80,040.08
0000322136	*JOURNEYMAN BUS TECHNICIAN	56,451.20	61,131.20	4,680.00	68,808.60	23,615.00	400.00	92,823.60
0000352109	TRANSIT POLICE OFFICER	55,369.60	59,633.60	4,264.00	55,789.46	12,684.46	2,422.42	70,896.34
0000348233	*BUS OPERATOR	36,899.20	45,406.40	8,507.20	49,151.62	16,636.36	0.00	65,787.98
0000350999	*SERVICEPERSON IV	36,212.80	42,265.60	6,052.80	44,311.68	4,206.43	0.00	48,518.11
0000346458	*APPRENTICE MECHANIC	42,702.40	49,795.20	7,092.80	52,467.88	13,571.14	0.00	66,039.02
0000322106	*BUS OPERATOR	52,187.20	56,888.00	4,700.80	62,044.35	12,032.43	0.00	74,076.78
0000321917	*JOURNEYMAN BUS TECHNICIAN	56,451.20	61,131.20	4,680.00	67,385.87	45,950.51	400.00	113,736.38
0000328851	*MATERIAL CONTROLLER LEAD	51,001.60	57,449.60	6,448.00	52,658.55	11,699.27	0.00	64,357.82
0000336984	*BUS OPERATOR	52,187.20	56,888.00	4,700.80	66,424.19	42,001.74	0.00	108,425.93
0000326004	INSTRUCTOR CENTRAL MAINTENANCE	82,908.80	85,820.80	2,912.00	83,252.78	46,231.55	14,190.17	143,674.50
0000348370	SUPV RAIL LINE	62,587.20	66,747.20	4,160.00	59,808.85	16,780.65	1,752.60	78,342.10
0000302435	SUPV BUS TRANSPORTATION	70,241.60	74,900.80	4,659.20	71,571.76	51,415.54	4,737.96	127,725.26
0000345892	*JOURNEYMAN ET-RAIL CAR MAINT	54,142.40	54,412.80	270.40	64,304.94	18,113.86	400.00	82,818.80
0000331405	DISPATCHER RADIO COMMUNICATION	66,248.00	70,636.80	4,388.80	61,535.33	3,517.72	4,124.92	69,177.97
0000345387	*JOURNEYMAN AA BUS TECHNICIAN	54,308.80	59,820.80	5,512.00	62,969.43	8,888.88	400.00	72,258.31
0000337591	*BUS OPERATOR	52,187.20	56,888.00	4,700.80	26,227.52	2,905.06	1,073.41	30,205.99
0000333088	*BUS OPERATOR	52,187.20	56,888.00	4,700.80	60,973.66	8,045.19	1,094.00	70,112.85
0000353281	TRANSIT POLICE OFFICER	57,324.80	57,324.80	0.00	42,816.40	3,873.22	0.00	46,689.62
0000323732	*JOURNEYMAN RAIL CAR MECHANIC	57,324.80	62,004.80	4,680.00	69,006.33	60,099.04	400.00	129,505.37
0000342232	*BUS OPERATOR	52,187.20	56,888.00	4,700.80	62,785.55	8,712.49	0.00	71,498.04
0000302882	*BUS OPERATOR	52,707.20	57,928.00	5,220.80	56,399.08	43.72	0.00	56,442.80
0000352178	*JOURNEYMAN BUS TECHNICIAN	49,732.80	57,491.20	7,758.40	57,509.75	2,587.46	400.00	60,497.21

METROPOLITAN ATLANTA RAPID TRANSIT AUTHORITY (MARTA)
MARTOC REPORT

EE NUMBER	TITLE	FY 23 BASE SALARY	FY 24 BASE SALARY	DIFFERENCE +/-	REGULAR EARNINGS	OVERTIME EARNINGS	OTHER EARNINGS	TOTAL EARNINGS
0000339730	*BUS OPERATOR	52,187.20	56,888.00	4,700.80	61,061.77	13,867.34	0.00	74,929.11
0000322233	SUPV CAR REPAIR INSPECTION	73,278.40	78,145.60	4,867.20	73,746.02	4,116.34	4,932.20	82,794.56
0000330450	*JOURNEYMAN RAIL CAR MECHANIC	57,324.80	62,004.80	4,680.00	60,435.86	667.15	3,611.60	64,714.61
0000320696	TRANSIT POLICE SERGEANT	83,532.80	86,465.60	2,932.80	91,745.36	33,195.80	4,417.60	129,358.76
0000333275	*BUS OPERATOR (DATE LAST EMPLOYED 20-Jan-2024)	41,600.00	41,600.00	0.00	22,228.15	2,645.16	0.00	24,873.31
0000320318	*BUS DISPATCHER (BLOCKOUT)	52,291.20	56,035.20	3,744.00	61,527.34	19,164.20	0.00	80,691.54
0000334170	*BUS OPERATOR	52,187.20	56,888.00	4,700.80	55,943.62	2,801.53	2,553.28	61,298.43
0000323174	DIR QUALITY ASSURANCE	148,437.64	153,632.96	5,195.32	148,328.23	0.00	11,418.30	159,746.53
0000304889	*JOURNEYMAN RAIL CAR MECHANIC	57,844.80	63,044.80	5,200.00	66,208.85	6,862.79	400.00	73,471.64
0000330888	RAIL SERVICES CONTROLLER	66,414.40	76,065.60	9,651.20	72,619.35	6,571.77	0.00	79,191.12
0000305906	WARRANTY SPECIALIST	90,915.24	94,097.38	3,182.14	90,835.64	0.00	6,993.48	97,829.12
0000345102	*JOURNEYMAN BUS TECHNICIAN	54,308.80	61,131.20	6,822.40	63,783.52	10,422.42	400.00	74,605.94
0000321621	INSTRUCTOR BUS OPERATIONS	77,563.20	80,288.00	2,724.80	77,842.64	3,751.74	0.00	81,594.38
0000337865	*BUS OPERATOR	52,187.20	56,888.00	4,700.80	40,917.13	1,329.79	4,668.04	46,914.96
0000339944	*BUS OPERATOR	52,187.20	56,888.00	4,700.80	42,870.26	13,985.61	440.89	57,296.76
0000330968	*BUS OPERATOR	52,187.20	56,888.00	4,700.80	60,255.49	11,850.00	2,589.44	74,694.93
0000350680	*BUS OPERATOR	36,899.20	41,600.00	4,700.80	46,893.55	11,025.95	0.00	57,919.50
0000337651	SUPV RAIL LINE	52,187.20	64,792.00	12,604.80	58,499.90	17,782.52	2,403.08	78,685.50
0000351387	*BUS OPERATOR	36,899.20	41,600.00	4,700.80	45,151.14	3,323.05	0.00	48,474.19
0000351636	TRANSIT POLICE OFFICER	36,899.20	53,040.00	16,140.80	45,355.60	4,634.08	0.00	49,989.68
0000344608	*JOURNEYMAN TRACK MAINTAINER	57,324.80	62,004.80	4,680.00	54,488.69	8,825.37	0.00	63,314.06
0000331313	SUPV CAR REPAIR INSPECTION	71,864.00	84,029.92	12,165.92	73,603.81	22,573.55	11,125.10	107,302.46
0000354254	*BUS OPERATOR	41,600.00	41,600.00	0.00	19,519.93	2,937.60	0.00	22,457.53
0000305832	*JOURNEYMAN RAIL CAR MECHANIC	57,844.80	63,044.80	5,200.00	66,875.96	6,833.70	400.00	74,109.66
0000347855	*PT BUS OPERATOR (DATE LAST EMPLOYED 22-May-2024)	0.00	0.00	0.00	30,160.27	2,098.57	2,908.62	35,167.46
0000351514	*BUS OPERATOR	36,899.20	41,600.00	4,700.80	45,835.30	10,127.03	0.00	55,962.33
0000319776	SUPT RAIL CAR APPEARANCE	84,540.30	87,499.36	2,959.06	84,468.46	0.00	6,936.64	91,405.10
0000303106	*SERVICEPERSON II	40,476.80	44,740.80	4,264.00	45,870.35	330.34	0.00	46,200.69
0000334843	*BUS OPERATOR	52,187.20	56,888.00	4,700.80	58,746.22	31,343.60	4,522.48	94,612.30
0000353303	*BUS OPERATOR	41,600.00	41,600.00	0.00	31,439.70	6,053.94	0.00	37,493.64
0000335924	*BUS OPERATOR	52,187.20	56,888.00	4,700.80	56,213.47	34,352.37	4,960.08	95,525.92
0000353285	*SERVICEPERSON I (DATE LAST EMPLOYED 30-May-2024)	42,016.00	42,016.00	0.00	29,086.52	1,483.99	153.68	30,724.19
0000310754	*BUS OPERATOR	52,707.20	57,928.00	5,220.80	60,108.17	15,162.13	0.00	75,270.30
0000334385	*JOURNEYMAN ET-TRAIN CONTROL	57,324.80	62,004.80	4,680.00	67,603.45	27,859.79	675.60	96,138.84

MARTOC REPORT

EE NUMBER	TITLE	FY 23	FY 24	DIFFERENCE	REGULAR	OVERTIME	OTHER	TOTAL
		BASE SALARY	BASE SALARY	+/-	EARNINGS	EARNINGS	EARNINGS	EARNINGS
0000338080	AGM INTERNAL AUDIT	206,889.80	214,131.06	7,241.26	205,918.29	0.00	0.00	205,918.29
0000333594	*JOURNEYMAN ET-RADIO MAINT	57,324.80	62,004.80	4,680.00	68,098.29	57,058.34	400.00	125,556.63
0000346970	*SERVICEPERSON I (DATE LAST EMPLOYED 17-Mar-2024)	39,956.80	43,700.80	3,744.00	35,852.81	4,329.78	0.00	40,182.59
0000341964	*JOURNEYMAN TRACK MAINTAINER	57,324.80	62,004.80	4,680.00	65,403.77	10,776.18	0.00	76,179.95
0000339452	*JOURNEYMAN ET-RAIL CAR MAINT	57,324.80	62,004.80	4,680.00	62,040.75	85.22	400.00	62,525.97
0000341618	*JOURNEYMAN ET-TRAIN CONTROL	57,324.80	62,004.80	4,680.00	66,287.68	40,821.42	400.00	107,509.10
0000343016	MGR OPS PROGRAM PLANNING	102,899.16	106,500.68	3,601.52	102,803.22	0.00	2,638.44	105,441.66
0000320613	*JOURNEYMAN SUPPORT EQUIPMENT	53,872.00	58,988.80	5,116.80	46,463.61	0.00	400.00	46,863.61
0000321797	MGR ELEC & MECH ENGINEERING	138,702.46	143,557.18	4,854.72	137,488.06	0.00	6,401.67	143,889.73
0000351034	RAIL SERVICES CONTROLLER	73,715.20	76,315.20	2,600.00	72,353.72	2,713.32	1,417.60	76,484.64
0000353921	TRANSIT POLICE OFFICER	53,040.00	53,040.00	0.00	32,038.70	1,717.96	0.00	33,756.66
0000302028	*RAIL OPERATOR	52,707.20	57,928.00	5,220.80	61,356.73	12,597.47	0.00	73,954.20
0000315791	ROOF INSPECTOR II	70,048.42	72,500.22	2,451.80	70,023.81	0.00	8,082.54	78,106.35
0000304090	SUPV BUS TRANSPORTATION	52,707.20	66,601.60	13,894.40	60,274.31	4,085.08	405.44	64,764.83
0000347332	*JOURNEYMAN ELEC POWER ELECT	54,308.80	54,412.80	104.00	58,694.49	1,388.99	400.00	60,483.48
0000307142	SYSTEM SAFETY AUDITOR	103,758.72	107,390.40	3,631.68	103,698.71	0.00	0.00	103,698.71
0000306561	*JOURNEYMAN ET-RAIL CAR MAINT	57,844.80	63,044.80	5,200.00	67,778.65	2,169.23	400.00	70,347.88
0000334857	*RAIL OPERATOR	52,187.20	56,888.00	4,700.80	59,591.23	13,794.04	4,809.42	78,194.69
0000351971	AGM CAPITAL PRGM DELIVERY (DATE LAST EMPLOYED 29-May-2024)	210,000.18	210,000.18	0.00	200,364.06	0.00	0.00	200,364.06
0000341809	AGM REAL ESTATE DEV ASSET MGMT (DATE LAST EMPLOYED 17-May-2024)	211,150.16	211,150.16	0.00	203,955.48	0.00	6,496.93	210,452.41
0000317817	DIR TECH SVCS & SVC PLANNING	161,255.90	166,899.98	5,644.08	160,456.29	0.00	6,822.37	167,278.66
0000350204	*JOURNEYMAN TRACK MAINTAINER (DATE LAST EMPLOYED 13-Nov-2023)	49,732.80	54,412.80	4,680.00	19,266.60	4,838.96	0.00	24,105.56
0000331800	FARE COLLECTION COORDINATOR OP	51,916.80	64,116.00	12,199.20	53,053.60	11,857.20	8,873.28	73,784.08
0000353587	*JOURNEYMAN ET-HVAC	58,552.00	58,552.00	0.00	38,322.08	431.64	400.00	39,153.72
0000315281	*BUS OPERATOR	52,707.20	57,928.00	5,220.80	61,473.51	23,250.44	1,702.08	86,426.03
0000337705	*JOURNEYMAN ELEC POWER ELECT	57,324.80	62,004.80	4,680.00	61,113.25	8,900.90	3,261.76	73,275.91
0000352915	MECHANICAL ENGINEER IV	82,808.96	82,808.96	0.00	58,523.76	0.00	0.00	58,523.76
0000324719	FOREMAN TRAIN CONTROL	71,177.60	75,899.20	4,721.60	73,649.00	28,967.00	5,475.20	108,091.20
0000302424	MAINTENANCE PLANNER BUS (DATE LAST EMPLOYED 01-Aug-2024)	72,300.80	74,838.40	2,537.60	74,720.32	9,302.20	0.00	84,022.52
0000319388	ACCOUNTANT III	88,522.46	91,620.88	3,098.42	88,482.37	0.00	7,633.38	96,115.75
0000341494	SUPV BUS & RAIL STORES	68,452.80	72,987.20	4,534.40	68,772.08	1,974.60	0.00	70,746.68
0000346044	CONTRACT SUPV POLICE OFFICER	0.00	0.00	0.00	93,143.80	194.68	0.00	93,338.48
0000302475	*JOURNEYMAN ET-RAIL CAR MAINT (DATE LAST EMPLOYED 01-Jan-2024)	57,844.80	63,044.80	5,200.00	36,197.60	2,574.62	400.00	39,172.22
0000353288	*BUS OPERATOR	41,600.00	41,600.00	0.00	35,238.20	10,015.44	0.00	45,253.64

MARTOC REPORT

EE NUMBER	TITLE	FY 23 BASE SALARY	FY 24 BASE SALARY	DIFFERENCE +/-	REGULAR EARNINGS	OVERTIME EARNINGS	OTHER EARNINGS	TOTAL EARNINGS
0000333098	*BUS OPERATOR	52,187.20	56,888.00	4,700.80	54,304.60	26,199.96	4,717.61	85,222.17
0000342819	SUPV TRANSIT INFO SVCS (DATE LAST EMPLOYED 15-Dec-2023)	73,116.68	73,116.68	0.00	36,535.46	0.00	4,745.84	41,281.30
0000302065	*JOURNEYMAN RAIL CAR MECHANIC	57,844.80	63,044.80	5,200.00	68,100.00	9,220.96	400.00	77,720.96
0000302381	*BUS OPERATOR	52,707.20	57,928.00	5,220.80	67,188.70	42,979.73	0.00	110,168.43
0000346213	TRANSIT POLICE OFFICER	53,268.80	57,324.80	4,056.00	40,186.61	35,401.11	22,028.10	97,615.82
0000337704	*JOURNEYMAN ET-TRAIN CONTROL	57,324.80	62,004.80	4,680.00	66,555.62	28,340.66	400.00	95,296.28
0000342963	*BUS OPERATOR	48,380.80	56,888.00	8,507.20	56,571.68	18,735.65	0.00	75,307.33
0000352108	*JOURNEYMAN BUS TECHNICIAN	49,732.80	57,491.20	7,758.40	54,587.28	2,103.27	400.00	57,090.55
0000317200	FOREMAN TRACK & STRCT	66,456.00	70,865.60	4,409.60	59,490.55	20,200.76	0.00	79,691.31
0000351363	*JOURNEYMAN TRACK MAINTAINER	49,732.80	58,552.00	8,819.20	61,680.66	11,294.82	0.00	72,975.48
0000349606	*STATION AGENT	42,432.00	50,419.20	7,987.20	51,001.44	20,623.62	163.20	71,788.26
0000343779	*BUS OPERATOR	48,380.80	56,888.00	8,507.20	57,736.55	7,328.98	1,784.05	66,849.58
0000322095	TRANSIT POLICE CORPORAL	75,816.00	78,478.40	2,662.40	58,202.61	57,830.86	36,956.11	152,989.58
0000354310	CONSTRUCTION MGMT SCHEDULER (DATE LAST EMPLOYED 23-Jul-2024)	108,675.32	108,675.32	0.00	48,111.78	0.00	0.00	48,111.78
0000344803	*BUS OPERATOR	56,888.00	56,888.00	0.00	53,782.86	16,296.87	0.00	70,079.73
0000306251	TRANSIT POLICE LIEUTENANT	83,532.80	94,078.40	10,545.60	95,528.16	19,396.25	2,268.00	117,192.41
0000323598	*BUS OPERATOR	52,187.20	56,888.00	4,700.80	59,991.63	4,012.09	0.00	64,003.72
0000315131	SUPT REVENUE MAINTENANCE	74,796.54	83,012.80	8,216.26	77,224.06	0.00	0.00	77,224.06
0000345880	FINANCIAL SYSTEMS ADMIN	112,325.98	116,257.44	3,931.46	112,253.45	0.00	0.00	112,253.45
0000348567	*BUS OPERATOR	36,899.20	45,406.40	8,507.20	45,178.85	8,823.17	1,726.92	55,728.94
0000335378	MGR QUALITY CONTROL	105,459.38	109,150.60	3,691.22	105,395.46	0.00	2,028.07	107,423.53
0000321042	*JOURNEYMAN SUPPORT EQUIPMENT	57,324.80	62,004.80	4,680.00	64,503.64	17,956.46	400.00	82,860.10
0000323252	RAIL SERVICES CONTROLLER	73,715.20	76,315.20	2,600.00	74,224.64	9,173.92	3,544.00	86,942.56
0000306541	*RAIL OPERATOR (DATE LAST EMPLOYED 01-Mar-2024)	52,707.20	57,928.00	5,220.80	39,533.46	2,429.62	0.00	41,963.08
0000329322	*JOURNEYMAN RAIL CAR MECHANIC	57,324.80	62,004.80	4,680.00	64,924.30	11,752.87	638.48	77,315.65
0000348626	*BUS OPERATOR	36,899.20	45,406.40	8,507.20	49,179.12	13,083.51	0.00	62,262.63
0000337143	*BUS OPERATOR	52,187.20	56,888.00	4,700.80	64,834.07	29,640.92	0.00	94,474.99
0000339161	SR ENTERPRISE SECUR ENGINEER	109,055.18	112,872.24	3,817.06	108,989.54	0.00	2,237.03	111,226.57
0000347629	*BUS OPERATOR	40,705.60	49,233.60	8,528.00	50,041.47	15,082.09	0.00	65,123.56
0000329826	*RAIL STATION CLEANER	33,758.40	39,416.00	5,657.60	41,710.32	909.60	0.00	42,619.92
0000327121	SUPV BUS TRANSPORTATION	66,268.80	70,657.60	4,388.80	64,538.81	1,167.01	2,118.69	67,824.51
0000349874	INFORMATION SYS ANALYST III	93,537.86	96,811.78	3,273.92	93,490.22	0.00	0.00	93,490.22
0000347421	MEDIA SALES REP	30,127.50	31,200.00	1,072.50	30,398.81	1,442.87	0.00	31,841.68
0000350098	*APPRENTICE MECHANIC	40,539.20	49,795.20	9,256.00	48,281.89	3,591.69	0.00	51,873.58

MARTOC REPORT

EE NUMBER	TITLE	FY 23	FY 24	DIFFERENCE	REGULAR	OVERTIME	OTHER	TOTAL
		BASE SALARY	BASE SALARY	+/-	EARNINGS	EARNINGS	EARNINGS	EARNINGS
0000304020	MGR REVENUE ADMINISTRATION (DATE LAST EMPLOYED 01-Apr-2024)	100,515.22	100,515.22	0.00	79,199.03	0.00	26,261.34	105,460.37
0000323026	*JOURNEYMAN BUS TECHNICIAN	56,451.20	61,131.20	4,680.00	68,087.12	30,015.95	400.00	98,503.07
0000306605	*BUS OPERATOR	52,707.20	57,928.00	5,220.80	75,272.70	42,940.46	0.00	118,213.16
0000352881	IT BUSINESS RELATIONSHIP MGR	93,162.42	93,162.42	0.00	72,758.00	0.00	0.00	72,758.00
0000347550	*BUS OPERATOR	40,705.60	49,233.60	8,528.00	49,845.53	18,563.93	469.68	68,879.14
0000304371	MAINTENANCE PLANNER BUS	55,348.80	69,056.00	13,707.20	69,136.92	29,259.68	5,580.18	103,976.78
0000339729	*JOURNEYMAN RAIL CAR MECHANIC	57,324.80	62,004.80	4,680.00	64,624.69	2,961.74	400.00	67,986.43
0000328297	FOREMAN PAINT SHOP FACILITIES	64,480.00	68,744.00	4,264.00	65,156.00	10,586.50	0.00	75,742.50
0000352098	*BUS OPERATOR	36,899.20	41,600.00	4,700.80	43,048.77	9,680.14	0.00	52,728.91
0000347545	BENEFITS-CUSTOMER SVC REP	52,031.72	53,853.02	1,821.30	52,026.89	0.00	0.00	52,026.89
0000306233	SCHEDULE DISTRIBUTION CLERK	35,782.50	37,050.00	1,267.50	35,798.09	0.00	5,092.16	40,890.25
0000346994	TRANSIT SYS PLNG PRGM ANALYST	87,807.20	94,702.92	6,895.72	88,158.70	0.00	0.00	88,158.70
0000351091	*SERVICEPERSON I	30,180.80	39,956.80	9,776.00	37,140.96	8,401.67	0.00	45,542.63
0000321361	*SERVICEPERSON V	54,142.40	57,886.40	3,744.00	58,196.06	1,960.32	0.00	60,156.38
0000324946	*RAIL OPERATOR	52,187.20	56,888.00	4,700.80	47,581.75	9,361.55	4,922.34	61,865.64
0000353400	CUSTOMER SVC SOCIAL MEDIA SPEC	67,986.36	67,986.36	0.00	48,058.33	0.00	0.00	48,058.33
0000314909	SR MGR OCCUPATIONAL MED SVCS	121,240.34	125,483.80	4,243.46	119,251.40	0.00	13,522.97	132,774.37
0000334757	*BUS OPERATOR	52,187.20	56,888.00	4,700.80	51,765.71	15,274.12	0.00	67,039.83
0000306034	MGR ACCOUNTING	133,328.00	137,994.48	4,666.48	133,109.78	0.00	23,110.87	156,220.65
0000342891	*RAIL OPERATOR	48,380.80	56,888.00	8,507.20	47,840.65	13,361.01	0.00	61,201.66
0000323007	TRANSIT POLICE SERGEANT	75,816.00	86,465.60	10,649.60	83,611.51	18,584.34	6,640.92	108,836.77
0000320556	MGR ACQUISITION DISPO & ROW	125,466.12	129,857.52	4,391.40	125,335.08	0.00	13,991.76	139,326.84
0000337879	SUPV BUS TRANSPORTATION	52,187.20	66,601.60	14,414.40	61,277.49	16,642.66	0.00	77,920.15
0000342631	PROJECT MANAGER I	74,585.68	102,628.24	28,042.56	90,597.23	0.00	6,547.96	97,145.19
0000338298	*SERVICEPERSON I (DATE LAST EMPLOYED 28-Jun-2024)	40,705.60	42,016.00	1,310.40	39,441.61	644.27	161.60	40,247.48
0000304943	*RAIL OPERATOR	52,707.20	57,928.00	5,220.80	56,248.04	12,897.93	0.00	69,145.97
0000348019	MGR DATA CENTER SERVICES (DATE LAST EMPLOYED 24-Jan-2024)	133,900.00	133,900.00	0.00	60,567.94	0.00	8,378.28	68,946.22
0000339949	*BUS OPERATOR	52,187.20	56,888.00	4,700.80	62,027.38	16,911.62	0.00	78,939.00
0000326619	HR GENERALIST II - TALENT ACQ	71,948.24	74,466.60	2,518.36	71,925.83	0.00	0.00	71,925.83
0000333036	TRANSIT POLICE OFFICER	75,816.00	75,441.60	-374.40	69,219.07	38,332.79	18,541.02	126,092.88
0000351317	*RAIL STATION CLEANER	30,180.80	35,776.00	5,595.20	32,627.23	2,823.98	0.00	35,451.21
0000341510	TRANSIT POLICE CORPORAL	70,075.20	75,441.60	5,366.40	49,484.11	53,357.82	39,898.12	142,740.05
0000304991	PLANNER ELECTRICAL MAINTENANCE	68,078.40	70,470.40	2,392.00	73,057.94	54,771.54	4,974.96	132,804.44
0000303978	CLAIMS ADJUSTER III-WKRS COMP	80,862.34	83,692.70	2,830.36	80,828.77	0.00	7,878.92	88,707.69

MARTOC REPORT

EE NUMBER	TITLE	FY 23	FY 24	DIFFERENCE	REGULAR	OVERTIME	OTHER	TOTAL
		BASE SALARY	BASE SALARY	+/-	EARNINGS	EARNINGS	EARNINGS	EARNINGS
0000332339	*SERVICEPERSON I	39,956.80	43,700.80	3,744.00	45,718.87	4,112.89	0.00	49,831.76
0000322103	DISPATCHER RADIO COMMUNICATION	68,182.40	72,716.80	4,534.40	66,706.11	3,164.10	4,974.88	74,845.09
0000353874	PROTECTIVE SPEC POLICE CADET	43,056.00	43,056.00	0.00	24,796.00	5,260.00	4,360.00	34,416.00
0000341165	*BUS OPERATOR	52,187.20	56,888.00	4,700.80	62,663.23	25,965.97	0.00	88,629.20
0000322543	SUPV BUS TRANSPORTATION	64,334.40	68,598.40	4,264.00	63,161.19	7,021.36	3,944.48	74,127.03
0000327329	PERFORMANCE ANALYST	90,475.32	93,642.12	3,166.80	90,429.53	0.00	0.00	90,429.53
0000354930	CUSTOMER TECH PROJECT MANAGER	98,325.24	98,325.24	0.00	29,230.86	0.00	0.00	29,230.86
0000335758	COMMUNICATIONS COORD IOC (DATE LAST EMPLOYED 17-Nov-2023)	59,841.60	59,841.60	0.00	25,114.49	3,261.93	6,789.72	35,166.14
0000350956	BENEFITS ANALYST II	52,031.72	63,044.80	11,013.08	56,672.75	0.00	0.00	56,672.75
0000337445	*STATION AGENT	46,675.20	50,419.20	3,744.00	54,126.31	27,858.83	639.21	82,624.35
0000349185	*BUS OPERATOR	36,899.20	45,406.40	8,507.20	47,671.29	13,480.48	873.20	62,024.97
0000341390	TRANSIT POLICE OFFICER	62,337.60	67,100.80	4,763.20	22,302.69	70,758.83	53,916.12	146,977.64
0000319274	*JOURNEYMAN ET-HVAC	57,324.80	62,004.80	4,680.00	56,821.08	0.00	4,239.30	61,060.38
0000322925	*JOURNEYMAN ET-TRAIN CONTROL	57,324.80	62,004.80	4,680.00	62,580.30	803.62	400.00	63,783.92
0000348676	*BUS OPERATOR	36,899.20	45,406.40	8,507.20	42,548.48	3,902.30	349.28	46,800.06
0000350086	MEDIA SALES REP	30,127.50	31,200.00	1,072.50	30,551.60	1,200.58	0.00	31,752.18
0000348378	RIDESTORE ASSISTANT	30,127.50	39,507.00	9,379.50	31,206.31	1,368.47	0.00	32,574.78
0000335407	SUPT REVENUE COLLECTIONS	80,412.02	80,412.02	0.00	76,666.30	0.00	6,804.13	83,470.43
0000351235	CONTRACT SPECIALIST III	80,000.18	82,800.38	2,800.20	80,056.38	0.00	0.00	80,056.38
0000338909	*BUS OPERATOR	52,187.20	56,888.00	4,700.80	54,797.58	4,165.86	1,660.00	60,623.44
0000320575	*REVENUE AGENT	51,875.20	55,619.20	3,744.00	49,073.43	1,084.91	855.68	51,014.02
0000335266	*JOURNEYMAN ET-TRAIN CONTROL (DATE LAST EMPLOYED 28-Dec-2023)	57,324.80	62,004.80	4,680.00	22,323.62	6,107.99	400.00	28,831.61
0000348396	*BUS OPERATOR	36,899.20	45,406.40	8,507.20	34,959.51	8,822.63	544.09	44,326.23
0000336915	*BUS OPERATOR	52,187.20	56,888.00	4,700.80	60,782.77	15,764.43	0.00	76,547.20
0000343287	*PT BUS OPERATOR	0.00	0.00	0.00	25,373.01	0.00	0.00	25,373.01
0000327466	*BUS OPERATOR	52,187.20	56,888.00	4,700.80	52,027.22	10,904.32	1,094.00	64,025.54
0000343218	*BUS OPERATOR	48,380.80	56,888.00	8,507.20	60,476.03	18,913.26	0.00	79,389.29
0000353872	*BUS OPERATOR	41,600.00	41,600.00	0.00	27,932.57	6,548.70	0.00	34,481.27
0000353913	*BUS OPERATOR	41,600.00	41,600.00	0.00	25,024.41	3,694.80	0.00	28,719.21
0000333044	MOBILITY CUSTOMER CARE REP (DATE LAST EMPLOYED 08-Jan-2024)	47,482.50	47,482.50	0.00	23,508.76	1,251.51	1,643.65	26,403.92
0000352804	AGM CENTRAL PROG MGMT OFFICE	212,175.34	212,175.34	0.00	172,729.41	0.00	0.00	172,729.41
0000348818	PROTECTIVE SPEC POLICE CADET	42,848.00	44,366.40	1,518.40	44,938.20	12,724.50	2,908.80	60,571.50
0000333772	*BUS OPERATOR	52,187.20	56,888.00	4,700.80	57,809.87	14,061.01	3,849.24	75,720.12
0000348769	SAFETY OPERATIONAL OFFICER	80,691.00	91,591.50	10,900.50	84,473.98	3,398.74	2,275.90	90,148.62

MARTOC REPORT

EE NUMBER	TITLE	FY 23	FY 24	DIFFERENCE +/-	REGULAR EARNINGS	OVERTIME EARNINGS	OTHER EARNINGS	TOTAL EARNINGS
		BASE SALARY	BASE SALARY					
0000335626	SUPV BUS TRANSPORTATION (DATE LAST EMPLOYED 29-Nov-2023)	64,937.60	64,937.60	0.00	27,211.49	2,659.41	3,700.62	33,571.52
0000343269	*BUS OPERATOR	48,380.80	56,888.00	8,507.20	56,488.46	10,521.35	4,277.84	71,287.65
0000353428	*BUS OPERATOR (DATE LAST EMPLOYED 19-Apr-2024)	41,600.00	41,600.00	0.00	25,816.99	5,437.86	0.00	31,254.85
0000318109	TRANSIT POLICE SERGEANT	83,532.80	86,465.60	2,932.80	69,781.76	47,725.44	22,904.46	140,411.66
0000303152	*SERVICEPERSON I	40,476.80	44,740.80	4,264.00	53,410.54	20,158.29	0.00	73,568.83
0000339296	*BUS OPERATOR	52,187.20	56,888.00	4,700.80	62,677.37	34,638.72	0.00	97,316.09
0000330397	*JOURNEYMAN ELEC POWER ELECT	57,324.80	62,004.80	4,680.00	68,869.44	12,109.37	400.00	81,378.81
0000348071	*BUS OPERATOR	36,899.20	45,406.40	8,507.20	41,208.81	3,181.09	2,932.23	47,322.13
0000329162	*BUS OPERATOR	52,187.20	56,888.00	4,700.80	62,134.98	40,099.11	1,696.16	103,930.25
0000302327	*RAIL OPERATOR	52,707.20	57,928.00	5,220.80	65,933.29	58,247.94	891.20	125,072.43
0000337076	*BUS OPERATOR	52,187.20	56,888.00	4,700.80	61,278.65	29,094.98	1,143.24	91,516.87
0000318050	FARE COLLECTION PROCESSOR	36,757.50	36,757.50	0.00	25,338.94	874.08	0.00	26,213.02
0000354019	*BUS OPERATOR	41,600.00	41,600.00	0.00	22,895.41	4,802.10	0.00	27,697.51
0000351825	ENVIRO HEALTH SAFETY COORD II	80,570.88	83,391.10	2,820.22	80,317.28	0.00	309.89	80,627.17
0000346882	ASST SUPV FIELD DATA COLL	57,341.70	59,348.90	2,007.20	57,334.92	0.00	0.00	57,334.92
0000345381	*JOURNEYMAN LIGHT RAIL TECH	54,308.80	60,216.00	5,907.20	63,928.77	9,489.89	0.00	73,418.66
0000347780	PARKING SERVICES CASHIER PT (DATE LAST EMPLOYED 01-May-2024)	0.00	0.00	0.00	23,077.06	0.00	103.02	23,180.08
0000349000	*BUS OPERATOR	41,600.00	41,600.00	0.00	37,035.71	12,655.86	0.00	49,691.57
0000352101	ADMINISTRATIVE ASSISTANT (DATE LAST EMPLOYED 18-Mar-2024)	40,852.50	40,852.50	0.00	29,658.45	62.87	1,110.57	30,831.89
0000346332	CONTRACT SPECIALIST II (DATE LAST EMPLOYED 13-Oct-2023)	71,295.12	71,295.12	0.00	23,200.24	0.00	3,932.21	27,132.45
0000336232	PROJECT ENGINEER	72,618.78	75,160.54	2,541.76	72,592.21	0.00	5,958.48	78,550.69
0000303550	*JOURNEYMAN AA BUS TECHNICIAN	57,844.80	63,044.80	5,200.00	65,297.92	2,531.21	400.00	68,229.13
0000322681	BUS MECH ELEC ENGINEER	95,098.38	98,426.90	3,328.52	96,500.18	0.00	3,901.48	100,401.66
0000354114	*BUS OPERATOR (DATE LAST EMPLOYED 02-Jul-2024)	41,600.00	41,600.00	0.00	23,854.50	6,066.90	0.00	29,921.40
0000331997	*BUS OPERATOR	52,187.20	56,888.00	4,700.80	59,029.96	15,137.62	1,860.72	76,028.30
0000334040	*BUS OPERATOR	48,380.80	56,888.00	8,507.20	47,558.11	3,308.53	218.80	51,085.44
0000349857	SUPV STATION CARE	60,756.80	64,792.00	4,035.20	66,548.35	13,996.86	0.00	80,545.21
0000303655	*SERVICEPERSON V (DATE LAST EMPLOYED 01-Mar-2024)	54,662.40	58,926.40	4,264.00	45,111.38	8,732.17	4,579.04	58,422.59
0000353416	OFFICE ADMINISTRATOR II	71,425.90	71,425.90	0.00	50,486.78	0.00	0.00	50,486.78
0000322574	MGR OPERATIONS TECHNOLOGY	105,850.16	109,555.16	3,705.00	105,787.29	0.00	10,856.44	116,643.73
0000333371	*JOURNEYMAN TRACK WALKER	57,324.80	62,004.80	4,680.00	59,634.34	4,002.39	3,978.22	67,614.95
0000351087	*SERVICEPERSON I	36,212.80	42,016.00	5,803.20	44,297.08	5,468.96	161.60	49,927.64
0000317547	WEB DEVELOPER III	96,241.86	99,610.42	3,368.56	96,187.30	0.00	10,735.69	106,922.99
0000318490	APARC SYS ADMINISTRATOR	68,902.86	71,314.62	2,411.76	68,878.41	0.00	0.00	68,878.41

MARTOC REPORT

EE NUMBER	TITLE	FY 23	FY 24	DIFFERENCE	REGULAR	OVERTIME	OTHER	TOTAL
		BASE SALARY	BASE SALARY	+/-	EARNINGS	EARNINGS	EARNINGS	EARNINGS
0000307042	*JOURNEYMAN RAIL CAR MECHANIC	57,324.80	62,004.80	4,680.00	63,978.42	4,636.03	2,271.78	70,886.23
0000354013	*BUS OPERATOR	41,600.00	41,600.00	0.00	21,821.61	2,359.30	0.00	24,180.91
0000316267	*BUS OPERATOR	52,187.20	57,928.00	5,740.80	41,661.89	11,072.17	1,742.24	54,476.30
0000346558	*SERVICEPERSON I	39,956.80	43,700.80	3,744.00	40,496.39	0.00	0.00	40,496.39
0000338896	*BUS OPERATOR	52,187.20	56,888.00	4,700.80	58,247.95	12,982.89	3,829.92	75,060.76
0000350592	*BUS OPERATOR	36,899.20	45,406.40	8,507.20	46,648.36	7,440.72	160.00	54,249.08
0000303451	SUPV BUS & RAIL STORES	77,417.60	82,555.20	5,137.60	77,500.08	4,799.36	0.00	82,299.44
0000334417	*BUS OPERATOR	52,187.20	56,888.00	4,700.80	57,348.26	5,614.93	2,735.92	65,699.11
0000326712	*BUS OPERATOR	52,187.20	56,888.00	4,700.80	62,706.64	13,316.49	592.65	76,615.78
0000322539	*BUS OPERATOR	52,187.20	56,888.00	4,700.80	37,460.98	1,265.27	0.00	38,726.25
0000315092	*BUS OPERATOR	52,707.20	57,928.00	5,220.80	51,024.44	17,228.21	648.32	68,900.97
0000329346	*JOURNEYMAN BUS TECHNICIAN	56,451.20	61,131.20	4,680.00	63,675.63	6,060.03	400.00	70,135.66
0000321620	*BUS OPERATOR	52,187.20	56,888.00	4,700.80	68,876.52	76,599.60	820.96	146,297.08
0000347021	*BUS OPERATOR	40,705.60	49,233.60	8,528.00	54,463.42	32,387.37	0.00	86,850.79
0000343129	*JOURNEYMAN TRACK MAINTAINER	55,536.00	62,004.80	6,468.80	64,242.40	15,150.72	2,255.10	81,648.22
0000349639	*RAIL OPERATOR	36,899.20	45,406.40	8,507.20	46,676.35	13,157.60	523.92	60,357.87
0000353783	*BUS OPERATOR	41,600.00	41,600.00	0.00	26,414.83	4,512.30	0.00	30,927.13
0000353286	*BUS OPERATOR	41,600.00	41,600.00	0.00	31,951.72	7,373.34	0.00	39,325.06
0000307138	FOREMAN COMMUNICATION	68,411.20	72,945.60	4,534.40	70,152.01	10,171.36	7,893.60	88,216.97
0000326265	*JOURNEYMAN RAIL CAR MECHANIC	57,324.80	62,004.80	4,680.00	65,720.47	606.82	400.00	66,727.29
0000342952	*SERVICEPERSON I	39,956.80	43,700.80	3,744.00	44,458.47	3,489.45	0.00	47,947.92
0000347850	*BUS OPERATOR	40,705.60	45,406.40	4,700.80	46,397.86	11,361.04	1,499.44	59,258.34
0000342975	*BUS OPERATOR	48,380.80	56,888.00	8,507.20	55,442.50	3,882.68	2,290.56	61,615.74
0000352560	MGR PURCHASING	108,219.80	108,219.80	0.00	92,524.87	0.00	0.00	92,524.87
0000323622	*BUS OPERATOR	52,187.20	56,888.00	4,700.80	61,997.36	15,975.04	1,277.59	79,249.99
0000354401	*JOURNEYMAN BUS TECHNICIAN	54,412.80	54,412.80	0.00	23,634.41	4,198.68	0.00	27,833.09
0000334067	TRANSIT POLICE OFFICER SPECIAL	75,816.00	78,478.40	2,662.40	2,154.93	121,610.97	81,904.29	205,670.19
0000335208	*JOURNEYMAN ET-RADIO MAINT	57,324.80	62,004.80	4,680.00	63,357.54	14,309.45	400.00	78,066.99
0000350488	*JOURNEYMAN BUS TECHNICIAN	49,732.80	54,412.80	4,680.00	49,219.80	7,857.64	400.00	57,477.44
0000328223	SR PROJECT MANAGER	127,308.48	144,127.36	16,818.88	135,035.17	0.00	13,389.75	148,424.92
0000344209	*JOURNEYMAN AA BUS TECHNICIAN	56,451.20	62,004.80	5,553.60	66,255.14	89,074.17	400.00	155,729.31
0000305519	APARC SYS ADMINISTRATOR	68,902.86	71,314.62	2,411.76	67,720.48	0.00	9,284.88	77,005.36
0000325272	TRANSIT POLICE LIEUTENANT	101,712.00	105,289.60	3,577.60	105,669.01	19,359.66	9,893.94	134,922.61
0000332612	*BUS OPERATOR	52,187.20	56,888.00	4,700.80	61,875.61	9,327.70	1,969.20	73,172.51
0000352901	*BUS OPERATOR	41,600.00	41,600.00	0.00	36,659.55	8,816.59	0.00	45,476.14

METROPOLITAN ATLANTA RAPID TRANSIT AUTHORITY (MARTA)
MARTOC REPORT

EE NUMBER	TITLE	FY 23 BASE SALARY	FY 24 BASE SALARY	DIFFERENCE +/-	REGULAR EARNINGS	OVERTIME EARNINGS	OTHER EARNINGS	TOTAL EARNINGS
0000351029	*BUS OPERATOR	36,899.20	45,406.40	8,507.20	47,597.74	11,669.28	1,512.38	60,779.40
0000344325	*JOURNEYMAN OVERHAULER	57,324.80	62,004.80	4,680.00	40,834.93	3,977.53	3,503.91	48,316.37
0000350367	CJIT-CALL TAKER	53,643.20	52,832.00	-811.20	54,921.92	7,885.51	245.40	63,052.83
0000345615	*BUS OPERATOR	44,532.80	53,081.60	8,548.80	50,474.18	8,611.15	2,008.72	61,094.05
0000349297	*BUS OPERATOR	36,899.20	45,406.40	8,507.20	44,010.10	8,855.89	1,947.63	54,813.62
0000332894	*BUS OPERATOR	52,187.20	56,888.00	4,700.80	58,944.94	18,206.61	1,725.99	78,877.54
0000341090	TRANSIT POLICE OFFICER SPECIAL	64,812.80	69,763.20	4,950.40	69,832.14	14,964.31	453.60	85,250.05
0000304268	*BUS OPERATOR	52,707.20	57,928.00	5,220.80	62,252.30	12,773.59	0.00	75,025.89
0000316339	*JOURNEYMAN ELEC POWER ELECT	57,324.80	62,004.80	4,680.00	63,964.64	37,765.02	3,428.24	105,157.90
0000334064	TRANSIT POLICE OFFICER	72,883.20	75,441.60	2,558.40	73,456.93	21,900.55	6,557.40	101,914.88
0000343426	SUPV BUS TRANSPORTATION	64,937.60	69,243.20	4,305.60	68,241.30	27,841.77	7,342.12	103,425.19
0000344995	*JOURNEYMAN AA BUS TECHNICIAN	55,140.80	60,216.00	5,075.20	63,596.98	9,505.24	400.00	73,502.22
0000347628	*BUS OPERATOR	36,899.20	45,406.40	8,507.20	47,633.82	12,426.07	1,869.37	61,929.26
0000338903	*BUS OPERATOR	52,187.20	56,888.00	4,700.80	59,825.50	7,225.51	0.00	67,051.01
0000340768	PROTECTIVE SPEC POLICE CADET	45,468.80	47,070.40	1,601.60	50,014.54	262.32	4,787.34	55,064.20
0000334849	*BUS OPERATOR	52,187.20	56,888.00	4,700.80	62,322.63	16,247.86	0.00	78,570.49
0000352421	*JOURNEYMAN TRACK MAINTAINER	58,552.00	58,552.00	0.00	55,535.44	10,412.93	0.00	65,948.37
0000339386	*BUS OPERATOR	52,187.20	56,888.00	4,700.80	51,807.18	8,636.22	1,824.56	62,267.96
0000333264	*SERVICEPERSON I	39,956.80	43,700.80	3,744.00	46,675.56	12,245.80	0.00	58,921.36
0000320449	CONTRACT EMP ADMIN SUPPORT	0.00	0.00	0.00	28,399.07	1,390.52	0.00	29,789.59
0000349632	*BUS OPERATOR (DATE LAST EMPLOYED 26-Mar-2024)	36,899.20	45,406.40	8,507.20	39,818.79	12,949.87	0.00	52,768.66
0000332093	*BUS OPERATOR	52,187.20	56,888.00	4,700.80	59,632.86	10,823.29	656.40	71,112.55
0000317606	*BUS OPERATOR	52,187.20	56,888.00	4,700.80	59,098.58	22,904.77	2,553.28	84,556.63
0000337806	SR ADMINISTRATIVE ASSISTANT	50,427.00	52,201.50	1,774.50	50,599.64	3,146.68	0.00	53,746.32
0000348081	ENVIRO HEALTH SAFETY COORD III	82,988.10	99,706.62	16,718.52	86,031.56	0.00	0.00	86,031.56
0000351311	*JOURNEYMAN BUS TECHNICIAN	49,732.80	54,412.80	4,680.00	49,326.41	3,925.41	3,120.64	56,372.46
0000352436	*PT BUS OPERATOR (DATE LAST EMPLOYED 24-Apr-2024)	26,000.00	26,000.00	0.00	28,999.06	1,479.24	0.00	30,478.30
0000338214	*BUS OPERATOR	52,187.20	56,888.00	4,700.80	61,425.07	21,693.17	0.00	83,118.24
0000348606	PROJECT MANAGER II	97,850.22	119,025.14	21,174.92	109,010.16	0.00	2,875.60	111,885.76
0000304134	CONTRACT EMP PT POLICE OFFICER	0.00	0.00	0.00	43,806.01	0.00	0.00	43,806.01
0000335731	SUPV CUSTOMER SERVICES CENTER (DATE LAST EMPLOYED 12-Jul-2024)	66,326.78	68,648.32	2,321.54	64,087.10	0.00	0.00	64,087.10
0000319098	SR COST ANALYST (DATE LAST EMPLOYED 01-Aug-2024)	115,860.94	119,916.16	4,055.22	98,840.60	0.00	28,334.90	127,175.50
0000331206	*BUS OPERATOR (DATE LAST EMPLOYED 15-Dec-2023)	52,187.20	56,888.00	4,700.80	30,953.81	911.00	1,867.02	33,731.83
0000335299	*RAIL OPERATOR	52,187.20	56,888.00	4,700.80	59,050.72	17,181.53	1,738.94	77,971.19

METROPOLITAN ATLANTA RAPID TRANSIT AUTHORITY (MARTA)
MARTOC REPORT

EE NUMBER	TITLE	FY 23 BASE SALARY	FY 24 BASE SALARY	DIFFERENCE +/-	REGULAR EARNINGS	OVERTIME EARNINGS	OTHER EARNINGS	TOTAL EARNINGS
0000340101	*BUS OPERATOR	52,187.20	56,888.00	4,700.80	58,382.19	18,150.19	3,813.15	80,345.53
0000353421	*BUS OPERATOR	41,600.00	41,600.00	0.00	33,791.17	21,120.48	0.00	54,911.65
0000349283	*BUS OPERATOR	36,899.20	45,406.40	8,507.20	48,224.89	11,745.47	0.00	59,970.36
0000305230	MGR HR PERFORMANCE ANALYTICS	124,748.52	129,114.96	4,366.44	124,619.96	0.00	9,596.04	134,216.00
0000349777	TRANSIT POLICE OFFICER SPECIAL	51,230.40	57,324.80	6,094.40	62,349.20	8,416.07	1,331.00	72,096.27
0000305810	*BUS OPERATOR	36,899.20	45,406.40	8,507.20	48,294.70	8,071.71	0.00	56,366.41
0000349111	*BUS OPERATOR	36,899.20	45,406.40	8,507.20	45,960.93	9,075.32	0.00	55,036.25
0000329427	*JOURNEYMAN RAIL CAR MECHANIC	57,324.80	62,004.80	4,680.00	65,689.09	15,372.69	400.00	81,461.78
0000347405	*BUS OPERATOR	40,705.60	49,233.60	8,528.00	18,414.98	2,759.79	644.32	21,819.09
0000318107	TRANSIT POLICE SERGEANT	83,532.80	86,465.60	2,932.80	25,716.32	92,145.08	76,584.46	194,445.86
0000332651	*BUS OPERATOR	52,187.20	56,888.00	4,700.80	48,980.82	2,761.87	218.80	51,961.49
0000345628	*JOURNEYMAN BUS TECHNICIAN	54,142.40	58,988.80	4,846.40	63,257.87	18,487.70	608.24	82,353.81
0000305301	CONTRACT INSTRUCTOR	0.00	0.00	0.00	52,468.36	4,712.40	0.00	57,180.76
0000354694	*JOURNEYMAN SUPPORT EQUIPMENT	58,552.00	58,552.00	0.00	18,807.56	1,451.88	0.00	20,259.44
0000339167	*BUS OPERATOR	36,899.20	45,406.40	8,507.20	33,284.46	9,361.88	0.00	42,646.34
0000331102	*JOURNEYMAN ET-HVAC	57,324.80	62,004.80	4,680.00	64,832.89	3,371.15	400.00	68,604.04
0000348928	*BUS OPERATOR	36,899.20	45,406.40	8,507.20	42,948.98	7,511.29	0.00	50,460.27
0000335536	*JOURNEYMAN ET-HVAC	57,324.80	62,004.80	4,680.00	63,156.42	4,617.47	400.00	68,173.89
0000323599	SECURITY TECHNICIAN	63,793.60	66,040.00	2,246.40	68,705.60	0.00	7,544.83	76,250.43
0000332190	*RAIL OPERATOR	52,187.20	56,888.00	4,700.80	62,458.36	22,372.49	437.60	85,268.45
0000325326	*JOURNEYMAN ET-RADIO MAINT	57,324.80	62,004.80	4,680.00	66,310.05	49,881.81	400.00	116,591.86
0000351519	REDUCED FARE REPRESENTATIVE	37,674.00	39,000.00	1,326.00	36,969.76	65.21	0.00	37,034.97
0000351790	*RAIL OPERATOR	36,899.20	41,600.00	4,700.80	46,615.87	11,517.36	0.00	58,133.23
0000316208	RAIL SERVICES CONTROLLER	97,531.20	100,963.20	3,432.00	96,388.08	4,119.27	1,456.64	101,963.99
0000329227	TRANSIT POLICE SERGEANT	80,308.80	86,465.60	6,156.80	25,806.83	72,593.82	68,110.91	166,511.56
0000332756	RAIL SERVICES CONTROLLER	78,332.80	81,078.40	2,745.60	81,374.21	18,282.84	2,108.96	101,766.01
0000350965	*JOURNEYMAN BUS TECHNICIAN (DATE LAST EMPLOYED 23-Oct-2023)	49,732.80	54,412.80	4,680.00	20,051.52	2,600.22	0.00	22,651.74
0000354120	*BUS OPERATOR	41,600.00	41,600.00	0.00	23,963.26	3,930.00	0.00	27,893.26
0000350607	*JOURNEYMAN BODY REPAIR	49,732.80	54,412.80	4,680.00	37,161.07	5,121.27	591.28	42,873.62
0000320483	SUPV BUS & RAIL STORES	68,452.80	72,987.20	4,534.40	69,310.16	8,060.19	2,303.70	79,674.05
0000349113	*BUS OPERATOR	36,899.20	45,406.40	8,507.20	31,963.09	7,125.04	0.00	39,088.13
0000348236	TRANSIT POLICE OFFICER	53,268.80	57,324.80	4,056.00	31,993.96	32,672.12	23,257.47	87,923.55
0000338977	*BUS OPERATOR	52,187.20	56,888.00	4,700.80	62,727.27	28,617.79	0.00	91,345.06
0000338641	*RAIL STATION CLEANER	35,672.00	39,416.00	3,744.00	45,677.90	23,741.92	0.00	69,419.82

MARTOC REPORT

EE NUMBER	TITLE	FY 23	FY 24	DIFFERENCE	REGULAR	OVERTIME	OTHER	TOTAL
		BASE SALARY	BASE SALARY	+/-	EARNINGS	EARNINGS	EARNINGS	EARNINGS
0000353580	OFFICE ADMINISTRATOR II	72,450.30	72,450.30	0.00	48,517.76	0.00	0.00	48,517.76
0000317860	*BUS OPERATOR	52,187.20	56,888.00	4,700.80	64,161.56	33,579.94	0.00	97,741.50
0000352569	AGM INFORMATION SECURITY/CISO	212,175.34	212,175.34	0.00	158,957.58	0.00	4,020.54	162,978.12
0000352134	*BUS OPERATOR	36,899.20	41,600.00	4,700.80	44,642.01	7,878.30	0.00	52,520.31
0000354324	SR COST ANALYST	107,760.64	107,760.64	0.00	47,252.98	0.00	0.00	47,252.98
0000346308	*CUSTOMER INFORMATION OPERATOR	38,168.00	43,555.20	5,387.20	43,215.67	3,723.80	0.00	46,939.47
0000336341	*RAIL OPERATOR	52,187.20	56,888.00	4,700.80	57,177.22	6,726.40	1,258.45	65,162.07
0000354693	*JOURNEYMAN TRACK MAINTAINER	54,412.80	54,412.80	0.00	20,180.54	4,296.78	0.00	24,477.32
0000327578	IT QUALITY ASSURANCE ENGINEER	113,033.44	116,989.86	3,956.42	112,922.70	0.00	0.00	112,922.70
0000347154	FIELD INSPECTOR II	61,210.50	63,355.50	2,145.00	63,176.73	12,306.18	0.00	75,482.91
0000305807	*JOURNEYMAN ET-RAIL CAR MAINT	57,844.80	63,044.80	5,200.00	63,866.53	30,474.12	2,068.60	96,409.25
0000337160	*MATERIAL CONTROLLER	51,542.40	51,542.40	0.00	36,090.04	127.37	0.00	36,217.41
0000335996	*BUS OPERATOR	52,187.20	56,888.00	4,700.80	50,445.60	3,753.04	6,054.08	60,252.72
0000322666	*BUS OPERATOR	52,187.20	56,888.00	4,700.80	57,524.74	9,005.23	2,990.88	69,520.85
0000324687	SUPT WORKFORCE MANAGEMENT	77,959.96	80,688.66	2,728.70	77,494.03	0.00	12,833.45	90,327.48
0000348920	CONTRACT SPECIALIST III	82,400.24	85,284.42	2,884.18	82,363.82	0.00	0.00	82,363.82
0000337780	*JOURNEYMAN TRACK MAINTAINER	57,324.80	62,004.80	4,680.00	64,774.86	10,611.24	665.11	76,051.21
0000302566	*JOURNEYMAN AUTOMOTIVE TECH	57,844.80	63,044.80	5,200.00	65,747.07	11,622.16	400.00	77,769.23
0000305607	*STATION AGENT (DATE LAST EMPLOYED 01-Apr-2024)	47,195.20	51,459.20	4,264.00	52,302.65	8,437.37	17.02	60,757.04
0000332689	*BUS OPERATOR	52,187.20	56,888.00	4,700.80	51,868.70	6,493.48	3,120.90	61,483.08
0000321373	*BUS OPERATOR	52,187.20	56,888.00	4,700.80	60,703.93	18,707.16	0.00	79,411.09
0000344875	*JOURNEYMAN TRACK MAINTAINER	54,308.80	60,216.00	5,907.20	65,165.21	18,399.71	0.00	83,564.92
0000341190	*BUS OPERATOR	52,187.20	56,888.00	4,700.80	63,070.95	36,655.57	0.00	99,726.52
0000334187	MOBILITY CUSTOMER CARE REP	46,078.50	47,697.00	1,618.50	46,749.72	2,777.33	354.45	49,881.50
0000316340	SUPV FARE COLLECTION OPERATION	65,188.50	67,489.50	2,301.00	66,260.14	3,162.75	250.73	69,673.62
0000304636	SUPT CONTROL CENTER	111,035.60	114,922.08	3,886.48	110,759.45	0.00	12,811.84	123,571.29
0000339459	*JOURNEYMAN RAIL CAR MECHANIC	57,324.80	62,004.80	4,680.00	65,002.48	9,077.56	400.00	74,480.04
0000304410	*BUS OPERATOR	52,187.20	57,928.00	5,740.80	61,044.10	11,203.44	0.00	72,247.54
0000347820	*RAIL STATION CLEANER	32,032.00	39,416.00	7,384.00	40,766.25	13,938.78	0.00	54,705.03
0000303192	*BUS OPERATOR	52,707.20	57,928.00	5,220.80	53,088.90	75.51	5,421.60	58,586.01
0000348085	*BUS OPERATOR	36,899.20	45,406.40	8,507.20	39,559.32	6,921.14	1,379.04	47,859.50
0000340596	*BUS OPERATOR	52,187.20	56,888.00	4,700.80	49,418.22	8,248.89	3,756.22	61,423.33
0000315162	*BUS OPERATOR (DATE LAST EMPLOYED 01-Apr-2024)	52,707.20	57,928.00	5,220.80	61,839.50	18,566.20	0.00	80,405.70
0000315012	*JOURNEYMAN ELEC POWER ELECT	57,844.80	63,044.80	5,200.00	63,833.39	26,241.18	1,087.44	91,162.01
0000353413	*BUS OPERATOR	41,600.00	41,600.00	0.00	32,094.42	6,097.08	0.00	38,191.50

METROPOLITAN ATLANTA RAPID TRANSIT AUTHORITY (MARTA)
MARTOC REPORT

EE NUMBER	TITLE	FY 23 BASE SALARY	FY 24 BASE SALARY	DIFFERENCE +/-	REGULAR EARNINGS	OVERTIME EARNINGS	OTHER EARNINGS	TOTAL EARNINGS
0000351083	*RAIL STATION CLEANER	30,180.80	35,776.00	5,595.20	38,106.18	15,340.44	0.00	53,446.62
0000335656	*JOURNEYMAN TRACK MAINTAINER	57,324.80	62,004.80	4,680.00	61,780.94	7,254.37	2,294.80	71,330.11
0000305259	*BUS OPERATOR	52,707.20	57,928.00	5,220.80	48,754.91	9,139.31	5,044.08	62,938.30
0000343561	*RAIL OPERATOR	48,380.80	56,888.00	8,507.20	61,410.80	32,274.12	0.00	93,684.92
0000349295	*BUS OPERATOR	36,899.20	45,406.40	8,507.20	50,834.03	33,748.16	0.00	84,582.19
0000353410	*BUS OPERATOR	41,600.00	41,600.00	0.00	32,534.11	7,133.47	0.00	39,667.58
0000322492	*RAIL STATION CLEANER	35,672.00	39,416.00	3,744.00	43,436.59	1,115.40	137.20	44,689.19
0000304657	*BUS OPERATOR	52,707.20	57,928.00	5,220.80	43,058.89	11,828.42	3,362.89	58,250.20
0000334788	DISPATCHER-RAIL TRANSPORTATION	58,843.20	66,622.40	7,779.20	60,018.64	7,607.20	5,505.16	73,131.00
0000306036	SAFETY OPERATIONAL OFFICER	91,533.00	94,750.50	3,217.50	94,742.34	5,353.86	8,918.60	109,014.80
0000314214	*JOURNEYMAN ELEC POWER ELECT	57,324.80	62,004.80	4,680.00	66,737.21	39,926.08	400.00	107,063.29
0000343474	*BUS OPERATOR	48,380.80	56,888.00	8,507.20	19,775.16	175.72	984.64	20,935.52
0000302962	*JOURNEYMAN BUS TECHNICIAN	56,971.20	62,171.20	5,200.00	71,268.94	33,054.87	400.00	104,723.81
0000304113	*MATERIAL CONTROLLER LEAD	55,348.80	59,612.80	4,264.00	60,850.76	927.35	0.00	61,778.11
0000346715	*JOURNEYMAN ET-TRAIN CONTROL	55,536.00	60,216.00	4,680.00	62,751.57	10,674.73	400.00	73,826.30
0000347590	INVESTMENT ASSOCIATE	69,893.46	72,339.80	2,446.34	69,949.60	0.00	0.00	69,949.60
0000333340	*JOURNEYMAN TRACK WALKER	57,324.80	62,004.80	4,680.00	66,140.90	17,478.53	0.00	83,619.43
0000320035	*JOURNEYMAN ET-RAIL CAR MAINT	57,324.80	62,004.80	4,680.00	64,461.82	18,709.88	400.00	83,571.70
0000345956	*BUS OPERATOR	46,716.80	53,081.60	6,364.80	49,037.58	6,111.84	2,296.07	57,445.49
0000353781	*BUS OPERATOR	41,600.00	41,600.00	0.00	27,400.82	5,085.90	0.00	32,486.72
0000353794	*LIGHT RAIL OPERATOR	41,600.00	41,600.00	0.00	27,101.91	1,959.00	0.00	29,060.91
0000342555	PROJECT MANAGER II	112,446.36	116,382.24	3,935.88	112,373.27	0.00	0.00	112,373.27
0000343833	*BUS OPERATOR	36,899.20	45,406.40	8,507.20	47,807.34	23,264.93	1,153.61	72,225.88
0000339516	CLAIMS ADJUSTER III	78,888.68	81,649.88	2,761.20	78,829.59	0.00	6,675.20	85,504.79
0000349653	IT BUSINESS ANALYST III	78,367.12	93,785.90	15,418.78	88,172.93	0.00	0.00	88,172.93
0000350614	*BUS OPERATOR	36,899.20	41,600.00	4,700.80	36,279.17	11,391.02	0.00	47,670.19
0000302161	(DATE LAST EMPLOYED 03-Mar-2024) SUPT STATION ZONE SERVICES	85,956.00	88,964.46	3,008.46	85,555.88	0.00	0.00	85,555.88
0000349652	IT PROJECT MANAGER	68,303.30	93,326.74	25,023.44	85,944.92	0.00	0.00	85,944.92
0000339046	*BUS OPERATOR	52,187.20	56,888.00	4,700.80	33,795.78	5,538.92	820.96	40,155.66
0000328142	PROTECTIVE SPEC POLICE CADET	45,468.80	47,070.40	1,601.60	45,850.17	2,763.43	4,197.12	52,810.72
0000302013	*JOURNEYMAN ET-TRAIN CONTROL	57,844.80	63,044.80	5,200.00	67,166.92	24,429.35	400.00	91,996.27
0000304401	*JOURNEYMAN ET-RADIO MAINT	57,844.80	63,044.80	5,200.00	73,448.66	52,901.08	400.00	126,749.74
0000335150	*BUS OPERATOR	52,187.20	56,888.00	4,700.80	63,101.72	44,803.91	0.00	107,905.63
0000343061	*BUS OPERATOR	48,380.80	56,888.00	8,507.20	57,540.38	3,509.58	2,352.56	63,402.52

METROPOLITAN ATLANTA RAPID TRANSIT AUTHORITY (MARTA)
MARTOC REPORT

EE NUMBER	TITLE	FY 23	FY 24	DIFFERENCE	REGULAR	OVERTIME	OTHER	TOTAL
		BASE SALARY	BASE SALARY	+/-	EARNINGS	EARNINGS	EARNINGS	EARNINGS
0000341986	CUSTOMER CARE REP	51,012.00	52,806.00	1,794.00	43,318.38	19.05	5,567.47	48,904.90
0000330920	*BUS OPERATOR	52,187.20	56,888.00	4,700.80	42,599.35	10,644.62	1,441.20	54,685.17
0000332338	*BUS OPERATOR	52,187.20	56,888.00	4,700.80	54,919.78	5,967.15	3,665.36	64,552.29
0000306638	*BUS OPERATOR	52,707.20	57,928.00	5,220.80	66,614.79	46,772.84	0.00	113,387.63
0000343791	PROTECTIVE SPEC POLICE CADET	45,468.80	47,070.40	1,601.60	46,693.54	12,883.35	10,645.82	70,222.71
0000336161	*JOURNEYMAN ET-TELEPHONE MAINT	57,324.80	62,004.80	4,680.00	60,007.46	4,221.58	3,266.24	67,495.28
0000353903	*BUS OPERATOR	41,600.00	41,600.00	0.00	25,624.49	12,767.70	0.00	38,392.19
0000353581	*SERVICEPERSON I	42,016.00	42,016.00	0.00	28,957.12	5,071.44	0.00	34,028.56
0000316658	*RAIL OPERATOR	52,187.20	57,928.00	5,740.80	37,374.88	9,424.65	0.00	46,799.53
0000352210	DIR RAIL TRANSPORTATION	145,000.18	150,075.38	5,075.20	140,594.90	0.00	0.00	140,594.90
0000345585	*JOURNEYMAN ELEC POWER ELECT	57,324.80	62,004.80	4,680.00	67,921.73	56,182.14	638.48	124,742.35
0000335537	*JOURNEYMAN ELEC POWER ELECT	57,324.80	62,004.80	4,680.00	67,374.21	66,340.76	400.00	134,114.97
0000346351	*JOURNEYMAN ELEC POWER ELECT	55,536.00	62,004.80	6,468.80	66,877.84	58,225.90	400.00	125,503.74
0000351518	*BUS OPERATOR	36,899.20	41,600.00	4,700.80	41,749.79	7,290.78	0.00	49,040.57
0000320592	(DATE LAST EMPLOYED 02-May-2024) APARC COMM CTR OPR	50,446.50	52,221.00	1,774.50	51,369.03	4,120.28	1,940.25	57,429.56
0000354029	*BUS OPERATOR	41,600.00	41,600.00	0.00	25,223.38	5,085.90	0.00	30,309.28
0000331986	*RAIL OPERATOR	52,187.20	56,888.00	4,700.80	61,613.50	12,926.54	0.00	74,540.04
0000316527	ACCOUNTANT II	65,401.44	67,690.74	2,289.30	64,889.76	0.00	1,501.95	66,391.71
0000343297	CUSTOMER CARE REP	51,012.00	52,806.00	1,794.00	51,024.37	352.31	0.00	51,376.68
0000317324	MGR BUILDINGS & SUPPORT EQUIP	96,370.04	99,743.02	3,372.98	96,318.44	0.00	10,131.25	106,449.69
0000339666	*SERVICEPERSON I	39,956.80	43,700.80	3,744.00	45,877.05	4,319.46	0.00	50,196.51
0000320590	*BUS OPERATOR	52,187.20	56,888.00	4,700.80	62,389.05	15,749.45	0.00	78,138.50
0000303095	*SERVICEPERSON I	40,476.80	44,740.80	4,264.00	47,819.14	20,002.48	516.24	68,337.86
0000305029	SR MAINTENANCE PLANNER BUS	69,388.80	82,846.40	13,457.60	84,156.22	48,818.54	6,017.89	138,992.65
0000353274	*RAIL OPERATOR	41,600.00	41,600.00	0.00	34,262.95	4,715.34	0.00	38,978.29
0000342743	*APPRENTICE MECHANIC	38,521.60	49,795.20	11,273.60	41,185.07	2,251.85	0.00	43,436.92
0000322005	INSTRUCTOR CAR MAINT MECH	78,457.60	81,224.00	2,766.40	79,598.88	19,235.34	9,052.80	107,887.02
0000338325	TRANSIT POLICE OFFICER SPECIAL	64,812.80	67,392.00	2,579.20	50,617.67	10,334.37	11,782.07	72,734.11
0000352582	(DATE LAST EMPLOYED 18-Jun-2024) CJIT-POLICE DISPATCHER	62,441.60	62,441.60	0.00	56,596.00	9,251.00	0.00	65,847.00
0000351100	*SERVICEPERSON I	36,212.80	42,016.00	5,803.20	43,863.16	566.82	0.00	44,429.98
0000302047	*RAIL OPERATOR	52,707.20	57,928.00	5,220.80	62,899.08	26,609.99	1,559.60	91,068.67
0000322174	*BUS OPERATOR	52,187.20	56,888.00	4,700.80	47,010.29	12,171.42	0.00	59,181.71
0000329273	TRANSIT POLICE SERGEANT	80,308.80	86,465.60	6,156.80	64,396.57	34,665.06	20,903.62	119,965.25
0000350671	*BUS OPERATOR	36,899.20	41,600.00	4,700.80	47,947.27	10,071.94	0.00	58,019.21
0000347854	*BUS OPERATOR	40,705.60	49,233.60	8,528.00	47,597.54	7,965.38	2,138.80	57,701.72

METROPOLITAN ATLANTA RAPID TRANSIT AUTHORITY (MARTA)
MARTOC REPORT

EE NUMBER	TITLE	FY 23 BASE SALARY	FY 24 BASE SALARY	DIFFERENCE +/-	REGULAR EARNINGS	OVERTIME EARNINGS	OTHER EARNINGS	TOTAL EARNINGS
0000333087	*BUS OPERATOR	52,187.20	56,888.00	4,700.80	53,129.49	12,947.74	720.60	66,797.83
0000348590	TRANSIT POLICE OFFICER	57,616.00	62,025.60	4,409.60	53,989.54	20,887.32	10,331.60	85,208.46
0000342890	*BUS OPERATOR	48,380.80	56,888.00	8,507.20	56,482.55	11,145.20	3,282.00	70,909.75
0000304960	RIDESTORE ASSISTANT	38,161.50	39,507.00	1,345.50	38,670.61	4,288.32	4,403.26	47,362.19
0000342478	DEPARTMENT ADMINISTRATOR (DATE LAST EMPLOYED 19-Jan-2024)	69,628.00	69,628.00	0.00	32,723.58	0.00	7,496.09	40,219.67
0000333695	SUPPORT ANALYST II	58,120.14	60,154.38	2,034.24	58,111.87	0.00	4,709.24	62,821.11
0000330935	SUPT BUS TRANSPORTATION	77,897.30	80,623.92	2,726.62	77,868.54	0.00	5,992.10	83,860.64
0000319677	MAINTENANCE PLANNER-RAIL	69,409.60	69,409.60	0.00	64,899.85	6,297.73	9,477.08	80,674.66
0000337525	CHF OPERATING OFFICER	303,850.30	314,485.08	10,634.78	303,566.74	0.00	17,529.85	321,096.59
0000351614	PROCUREMENT ANALYST	70,163.60	72,619.56	2,455.96	70,219.69	0.00	0.00	70,219.69
0000305182	*JOURNEYMAN RAIL CAR MECHANIC	57,844.80	63,044.80	5,200.00	61,926.23	147.77	1,915.50	63,989.50
0000322042	SUPV STATION CARE (DATE LAST EMPLOYED 18-Oct-2023)	62,587.20	62,587.20	0.00	20,364.15	264.22	5,261.60	25,889.97
0000350620	CONTRACT SPECIALIST III	82,400.24	85,284.42	2,884.18	82,363.90	0.00	0.00	82,363.90
0000351831	TRANSIT POLICE OFFICER (DATE LAST EMPLOYED 23-May-2024)	51,230.40	51,230.40	0.00	44,438.50	12,462.80	10,804.45	67,705.75
0000349670	*STATION AGENT	42,432.00	50,419.20	7,987.20	49,684.62	1,311.90	0.00	50,996.52
0000329886	ELECTRICAL ENGINEER VI	110,875.70	114,756.46	3,880.76	110,729.80	0.00	7,391.72	118,121.52
0000329835	RAIL SERVICES CONTROLLER	73,715.20	76,315.20	2,600.00	74,104.32	1,256.06	1,100.80	76,461.18
0000344698	TRANSIT POLICE OFFICER SPECIAL	59,924.80	67,100.80	7,176.00	67,809.47	24,336.14	8,186.66	100,332.27
0000345569	DIR CUSTOMER INSIGHTS	129,530.18	134,063.80	4,533.62	129,443.18	0.00	0.00	129,443.18
0000340737	*JOURNEYMAN ET-RAIL CAR MAINT	57,324.80	62,004.80	4,680.00	64,383.22	29,873.01	876.96	95,133.19
0000355059	SR ASSOCIATE COUNSEL	170,775.28	170,775.28	0.00	44,423.19	0.00	0.00	44,423.19
0000340571	BUDGET ANALYST III	90,958.40	94,142.10	3,183.70	74,516.48	0.00	13,688.21	88,204.69
0000342822	DIR STRATEGIC PERF & DATA MGMT	142,144.34	147,119.44	4,975.10	141,939.70	0.00	0.00	141,939.70
0000302831	SUPV RISK MANAGEMENT ADMIN	81,326.18	89,347.70	8,021.52	83,033.12	0.00	8,341.15	91,374.27
0000344832	DIVISION DISPATCHER	58,843.20	62,732.80	3,889.60	59,981.88	3,757.88	0.00	63,739.76
0000347798	*JOURNEYMAN BUS TECHNICIAN	55,140.80	58,822.40	3,681.60	57,306.59	10,308.43	0.00	67,615.02
0000353414	SERVICE PLANNER II	66,095.38	66,095.38	0.00	46,723.24	0.00	0.00	46,723.24
0000302975	SR COST ANALYST	115,860.94	119,916.16	4,055.22	118,750.64	0.00	13,812.30	132,562.94
0000354934	*JOURNEYMAN ET-TELEPHONE MAINT	54,412.80	54,412.80	0.00	16,729.32	5,209.11	0.00	21,938.43
0000354535	DISPATCHER RADIO COMMUNICATION	61,484.80	61,484.80	0.00	21,991.20	345.44	0.00	22,336.64
0000352887	*BUS OPERATOR	41,600.00	41,600.00	0.00	33,569.88	3,156.93	0.00	36,726.81
0000327670	*JOURNEYMAN ET-TRAIN CONTROL	57,324.80	62,004.80	4,680.00	61,231.01	33,030.88	400.00	94,661.89
0000353589	*SERVICEPERSON I	39,956.80	39,956.80	0.00	22,740.89	324.18	0.00	23,065.07
0000349487	*BUS OPERATOR	36,899.20	45,406.40	8,507.20	34,812.78	2,182.05	0.00	36,994.83

MARTOC REPORT

EE NUMBER	TITLE	FY 23 BASE SALARY	FY 24 BASE SALARY	DIFFERENCE +/-	REGULAR EARNINGS	OVERTIME EARNINGS	OTHER EARNINGS	TOTAL EARNINGS
0000328833	*BUS OPERATOR (DATE LAST EMPLOYED 01-Apr-2024)	52,187.20	56,888.00	4,700.80	39,444.27	392.59	0.00	39,836.86
0000355125	PROJECT MANAGER I	121,612.92	121,612.92	0.00	31,634.77	0.00	0.00	31,634.77
0000354543	*BUS OPERATOR (DATE LAST EMPLOYED 20-Jun-2024)	41,600.00	41,600.00	0.00	16,899.89	3,526.50	0.00	20,426.39
0000350615	*LIGHT RAIL OPERATOR	36,899.20	41,600.00	4,700.80	47,225.48	9,092.58	0.00	56,318.06
0000352769	PERFORMANCE ANALYST	77,699.70	77,699.70	0.00	63,578.72	0.00	0.00	63,578.72
0000304990	TRANSIT POLICE LIEUTENANT	101,712.00	105,289.60	3,577.60	109,356.88	15,111.18	978.00	125,446.06
0000303515	SUPV TELEPHONY OPERATIONS	82,068.74	84,941.22	2,872.48	82,034.50	0.00	10,521.64	92,556.14
0000306330	*BUS OPERATOR	52,707.20	57,928.00	5,220.80	62,259.87	10,057.12	4,913.23	77,230.22
0000342346	TRANSIT POLICE OFFICER	62,025.60	62,025.60	0.00	43,779.71	5,293.85	1,210.02	50,283.58
0000334784	*JOURNEYMAN ET-TRAIN CONTROL	57,324.80	62,004.80	4,680.00	68,684.92	35,770.32	400.00	104,855.24
0000338306	*JOURNEYMAN ET-TRAIN CONTROL	57,324.80	62,004.80	4,680.00	58,763.76	41,502.73	4,904.86	105,171.35
0000327140	MECHANICAL ENGINEER VI	110,748.30	114,624.64	3,876.34	110,213.33	0.00	425.96	110,639.29
0000344650	*BUS OPERATOR	48,380.80	56,888.00	8,507.20	53,593.83	9,318.32	1,674.72	64,586.87
Total Number Of Employees								4185

APPENDIX

FY 2023 Audited Financial Statement



METROPOLITAN ATLANTA RAPID TRANSIT AUTHORITY

ANNUAL COMPREHENSIVE FINANCIAL REPORT



For the year ended June 30, 2023 / Atlanta, Georgia



Annual Comprehensive Financial Report

For the Year Ended

June 30, 2023

Atlanta, Georgia

Prepared by the Office of Accounting
Kevin Hurley, Interim Chief Financial Officer

INTENTIONALLY LEFT BLANK

TABLE OF CONTENTS

INTRODUCTORY SECTION-Unaudited

Letter of Transmittal	IX
Certificate of Achievement.....	XVII
Board of Directors.....	XVIII
GM & Executive Staff	XIX
FY2023 Organizational Chart.....	XX
Rail Map.....	XXII

FINANCIAL SECTION

Independent Auditor's Report.....	1
Management's Discussion and Analysis.....	5

Basic Financial Statements

Statement of Net Position.....	14
Statement of Revenues, Expenses and Changes in Net Position	16
Statement of Cash Flows.....	17
Statement of Fiduciary Net Position	19
Statement of Changes in Fiduciary Net Position Fiduciary Funds	20
Notes to the Financial Statements.....	21

Required Supplementary Information

Schedule of Changes in the Net Pension Liability and Related Ratios	76
Schedule of Employer Contributions - Pension.....	83
Schedule of Changes in Net OPEB Liability and Related Ratios.....	85
Schedule of Employer Contributions - OPEB.....	86

Other Supplementary Information

Combining Statement of Fiduciary Net Position.....	87
Combining Statement of Changes in Fiduciary Net Position	88
Supplemental Schedule of Revenues and Expenses Budget vs. Actual (Budget Basis)	89
Notes to the Supplemental Schedule	90

STATISTICAL SECTION-Unaudited

Description of Categories	93
---------------------------------	----

FINANCIAL TRENDS

Condensed Summary of Net Position.....	97
Summary of Revenues, Expenses and Changes in Net Position.....	98
Sales Tax Collection and Usage.....	99
Revenues and Operating Assistance Comparison to Industry Trend Data	100
Total Expenses by Function	101
Total Operating Expenses by Object.....	102
Operating Expenses Comparison to Industry Trend Data.....	103

TABLE OF CONTENTS

REVENUE CAPACITY

Revenues by Source	107
Farebox Recovery Percentage.....	108
Sales & Use Tax Rates Direct and Overlapping Governments	109

DEBT CAPACITY

Sales & Use Tax Revenue Bond Debt Coverage	113
Sales & Use Tax Revenue Bond Debt Service Limit	114
Sales & Use Tax Revenue Bond Debt Service Limit Last Ten Fiscal Years.....	115
Sales & Use Tax Revenue Bond Debt Ratios.....	116
Computation of Overlapping Debt.....	117

DEMOGRAPHIC & ECONOMIC INFORMATION

Trends in Personal Income.....	121
Population.....	122
Employment.....	123
Unemployment Rates	124
Top Ten Corporate Employers in the Atlanta Region	125

OPERATING INFORMATION

Transit Service Effort & Accomplishments Per Mile.....	129
Transit Service Effort and Accomplishments Per Hour.....	130
Unlinked Passenger Changes.....	131
Fare Structure	132
Vehicles Operated in Maximum Service	133
Number of Employees	134
Miscellaneous Statistical Data.....	135

SINGLE AUDIT

Report of Independent Auditor on Internal Control over Financial Reporting and on Compliance and Other Matters Based on an Audit of Financial Statements Performed in Accordance with Government Auditing Standards	139
Independent Auditor's Report on Compliance for Each Major Federal Program; Report on Internal Control Over Compliance; and Report on the Schedule of Expenditures of Federal Awards Required by the Uniform Guidance	141
Schedule of Expenditures of Federal Awards.....	144
Notes to the Schedule of Expenditures of Federal Awards	146
Schedule of Findings and Questioned Costs	147

INTRODUCTION

1

marta

INTENTIONALLY LEFT BLANK



2424 Piedmont Rd., N.E.
Atlanta, GA 30324-3330
404-848-5000

November 23, 2023

To the Board of Directors, the Residents and Stakeholders
of the Metropolitan Atlanta Rapid Transit Authority-Service Area:

We are pleased to respectfully submit the 30th Annual Comprehensive Financial Report (ACFR) for the Metropolitan Atlanta Rapid Transit Authority (MARTA) for the fiscal year ended June 30, 2023 to the MARTA Board of Directors, the 2.2 million residents of our partner jurisdictions and all interested in our financial condition. MARTA is a public body corporate and joint public instrumentality of the City of Atlanta and the counties of Fulton, DeKalb, Cobb, Clayton, and Gwinnett by action of the General Assembly of the State of Georgia for the purposes of planning, constructing, financing, and operating a public transportation system. This report is published to fulfill the financial reporting requirements of the MARTA Act.

The Government Finance Officers Association of the United States and Canada (GFOA) awarded a Certificate of Achievement for Excellence in Financial Reporting to MARTA for its ACFR for the fiscal year ended June 30, 2022. The Certificate of Achievement is a prestigious national award, recognizing conformance with the highest standards for preparation of state and local government financial reports.

In order to be awarded a Certificate of Achievement, a government unit must publish an easily readable and efficiently organized ACFR, whose contents conform to program standards. Such ACFR must satisfy both generally accepted accounting principles (GAAP) and applicable legal requirements.

A Certificate of Achievement is valid for a period of one year only. We believe our current report continues to conform to the Certificate of Achievement program requirements, and we are submitting it to GFOA.

This endeavor is our continued commitment to MARTA's Standard of Excellence, and this report consists of management's representations concerning the financial position of MARTA. Consequently, management assumes full responsibility for the completeness and reliability of all the information presented in this report. To provide a reasonable basis for making these representations, the management of MARTA has established a comprehensive internal control framework that is designed both to protect MARTA's assets from loss, theft, or misuse and to compile sufficient reliable information for the preparation of MARTA's financial statements in conformity with GAAP. Because the cost of internal controls should not outweigh their benefits, MARTA's comprehensive framework of internal controls has been designed to provide reasonable rather than absolute assurance that the financial statements will be free from material misstatement. As management, we assert that, to the best of our knowledge and belief, the financial report is complete and reliable in all material respects. Overall, the ACFR is presented in four sections: introductory, financial, statistical, and single audit.

The goal of an independent audit is to provide reasonable assurance that the financial statements of MARTA for the fiscal year ended June 30, 2023 are free of material misstatement. The independent audit involves examining, on a test basis, evidence supporting the amounts and disclosures in the financial statements; assessing the accounting principles used and any significant estimates made by management; and evaluating the overall financial statement presentation.

The independent auditors concluded, based upon their audit, that there was a reasonable basis for rendering an unmodified opinion and that MARTA's financial statements for the fiscal year ended June 30, 2023, are

presented in conformity with GAAP. The independent auditors' report is presented as the first component of the Financial Section of this report.

MARTA is required to undergo an annual single audit in conformity with the provisions of the Single Audit Act and Title 2 U.S. Code of Federal Regulations ("CFR") Part 200, Uniform Administrative Requirements, Cost Principles, and Audit Requirements for Federal Awards ("Uniform Guidance"). Information related to this single audit is included in the Single Audit Section of this report.

GAAP requires that management provide a narrative introduction, overview, and analysis to accompany the financial statements in the form of a Management Discussion and Analysis (MD&A). This letter of transmittal should be read in conjunction with the MD&A which can be found immediately following the report of the independent auditors in the Financial Section of this report.

ORGANIZATION AND MANAGEMENT

The governance of MARTA is vested in a Board of Directors (the Board) composed of 13 voting members and two non-voting members. Three members are appointed by Fulton County, four members by DeKalb County, two members by Clayton County, three members by the City of Atlanta and one member by the Governor. In addition, the Commissioner of the State Department of Transportation, and the Executive Director of the Georgia Regional Transportation (non-voting) Authority serve as ex officio members of the Board.

The administration of MARTA is directed by the General Manager/CEO who is appointed by the Board. A listing of the members of the Board of Directors, General Manager/CEO and Executive Staff is presented in the Introductory Section. An organizational chart is also included.

THE RAPID TRANSIT SYSTEM

The Metropolitan Rapid Transit Plan (the Plan), an engineering report summarizing the Comprehensive Transit Plan for the Atlanta Metropolitan Area, was adopted by the MARTA Board on August 9, 1971, and structured the development of the Rapid Rail System (System). The major components of the System, as presently described in the Plan, are a fixed-rail system and a bus system providing both local and express bus services.

Heavy Rail

MARTA's rail system consists of 47.6 miles of operational double track and 38 fully functioning stations. The fixed heavy rail system, which consists of steel-wheel trains, operates at speeds up to 70 M.P.H. on steel rails using an electrified "third rail" as the power source. The heavy rail transit system has 274 air-conditioned vehicles operating as any combination of two vehicle married pairs, up to a maximum of eight vehicle. The rail system has lines running in east-west and north-south directions. The main lines intersect at the Five Points Station, located in Atlanta's Downtown Business District. Currently, the active fleet consists of 80 CQ312 BREDA vehicles, 114 CQ311 Hitachi vehicles and 80 CQ310 Franco Belge vehicles.

Light Rail

The streetcar system became operational December 30, 2014 under the management and operation of the City of Atlanta. MARTA acquired ownership and operation of the streetcar system July 1, 2018.

The streetcar system is the first regular passenger streetcar service in Atlanta since the original Atlanta streetcars were phased out in 1949.

The current operating route of the system is referred to as the Downtown Loop and is considered Phase 1 of the streetcar project; there are plans to expand the streetcar system onto the Beltline surrounding central Atlanta.

The Downtown Loop runs 2.7 miles east-west, serving 12 stops. The route provides access to MARTA heavy rail lines at one of its major downtown stations, Peachtree Center Station. The streetcar system uses Siemens S70 light rail vehicles (LRVs), which is powered by 750 direct current (DC) from the Overhead Contact System (OCS).

Bus

The Atlanta Transit System, Inc., a privately-owned bus company, was acquired in February 1972, by MARTA to provide extensive bus transportation services throughout Fulton and DeKalb and a small portion of Cobb, Clayton, and Gwinnett Counties. Currently, MARTA operates only in Fulton, Dekalb, Clayton, the city of Atlanta, and one route into Cobb County.

MARTA's bus fleet and facilities consists of 567 diesel and compressed natural gas buses; a heavy maintenance facility and three operating garages; several park-and-ride lots and an extensive system of patron bus shelters and stops. MARTA operates 113 different bus routes providing approximately 27 million annual vehicle miles.

Mobility

MARTA Mobility is for persons with disabilities who are unable to negotiate the MARTA fixed route system for some or all of their travel. Passengers must be certified as eligible through a two-part application (client and health care provider) and an in-person functional assessment. Trips can be delivered curb-to-curb within $\frac{3}{4}$ mile of MARTA fixed route service in Clayton, DeKalb, and Fulton counties as well as the City of Atlanta.

Mobility services outside of the MARTA service area will be governed by intergovernmental agreement and adhere to federal guidelines.

MARTA maintains a fleet size of 237 lift-equipped vans, 25 ramp equipped vans and 15 ambulatory only vehicles. There are 2 designated operating facilities to provide this service, which is offered during the same hours and days as the regular bus and rail service. This service is managed under contract by two (2) contract service providers: A National and Transdev; MARTA provides oversight

Budget

MARTA adopts its Operating and Capital Budget in June of each year. Once adopted, total budgeted revenues and/or expenses cannot change. Budgets are allocated to monthly spending levels and a monthly Budget Performance Report is prepared. The monthly Budget Performance Report analyzes expenditures by office relative to monthly and total budgets, and revenues anticipated for the reporting period. For fiscal year 2023, the Authority had an approved budget of \$1.3 billion with \$587.6 million allocated to operating expenses and \$717 million allocated to the capital improvement program and debt service expenses.

FINANCIAL RESULTS

In fiscal year 2023, MARTA's total net position was \$1.66 billion. Net position increased by \$123 million from the previous fiscal year when net position was \$1.53 billion. Details to all financial results can be found in the accompanying Management's Discussion and Analysis, financial statements, and associated notes

REGIONAL AND STATE OUTLOOK

Throughout fiscal year 2023, ridership continued to recover from the COVID-19 pandemic, with effects still being felt in workforce development and subsequent service delivery. Major events were again held, and MARTA service delivered in those moments, including concert tours by Janet Jackson, Taylor Swift and Beyoncé, as well as major sporting events including Atlanta United, and the Atlanta Hawks and Falcons.

MARTA hosted "peer city" tours for officials in DeKalb and Clayton counties to explore in depth funding, governance and how different modes of transit serve levels of density and impact economic development. Clayton officials unanimously supported a pivot from a commuter rail corridor to bus rapid transit in the State Route 54 corridor. DeKalb County officials were less decisive, but the public conversation continued about the South DeKalb Transit Initiative. MARTA worked with City of Atlanta leaders to re-sequence the More MARTA Atlanta program to focus on the delivery of nine priority projects by 2028.

MARTA was awarded a \$25M RAISE grant to support the Five Points Station Transformation and a \$19.3M grant for low and no emission vehicles along with earmarks of \$3M for Safe Routes to Transit and \$1M each for Stonecrest and Clayton Justice Center Transit Hubs.

MARTA continued to strengthen its relationship with the State of Georgia in fiscal year 2023 with the investment of \$5.5M in Airport Station rehabilitation from the Georgia Transit Trust Fund.

DEBT ADMINISTRATION

As of June 30, 2023, MARTA had a total of \$2.2 billion bonds outstanding and issued under one debt indenture. To be in compliance with the bond trust indentures, MARTA's estimated sales tax receipts must be at least twice the total debt service. The debt coverage ratio for fiscal year 2023 was 5.02. MARTA's Board has placed an additional restriction on the debt service coverage requirement, limiting the maximum estimated annual debt service to no more than 45% of the corresponding year's estimated sale tax receipts. The debt service percentage for fiscal year 2023 was 19.9%.

MAJOR INITIATIVES

Fiscal Year 2023 Strategic Initiatives

Fiscal year 2023 Strategic initiatives focused on meeting the challenges of worker shortages and attracting customers back to ride the transit network.

Additional Positions – 75 additional positions were funded in the fiscal year 2023 Budget, with nearly half of these added in the restructured Division of Capital Programs Expansion and Innovation. The new positions focused on completing projects under contract or in the late stage of procurement. In addition, the new positions focused on:

- Service policy directives
- Bus and mobility fleet requirements
- Rail fleet requirements
- Prioritizing safety, security and regulatory concerns for critical assets
- Service enhancement projects
- Other system expansion and system enhancement efforts

Thirty additional positions were approved to support operations on enhancing cleaning in MARTA facilities. The remaining new positions support customer service in various departments. These personnel increases were coupled with a 6% across-the-board vacancy savings to offset the overall increase in salaries and wages. Like most industries, MARTA is faced with a worker shortage, especially operators. The Authority hosts job fairs, offer hiring bonuses, and internships to aggressively recruit, hire, and train employees.

Stable Fares – no fare increases are programmed, and fares will remain unchanged, at the same level since the last fare increase in 2011.

- The current MARTA fare is \$2.50 for a one-way trip and \$1 for Streetcar
- Children 46 inches tall and under can ride MARTA or the Atlanta Streetcar for free
- Riders who are 65 or older, who have a Medicare card, or who have a medical or mental disability pay a reduced fare of \$1
- Riders who qualify for our MARTA Mobility service and use their MARTA Mobility Photo ID Card can receive discounted fares when purchasing multiple rides
- Special Fare programs offer group, university, and partnership/employer discounts
- All MARTA fares must be purchased with a Breeze card or Breeze ticket. Breeze cards are \$2 and may be reloaded for up to 3 years, whereas Breeze tickets are \$1 for single use only

MARTACONNECT - Fiscal year 2023 saw the continuation of MARTACONNECT. This partnership between MARTA and the demand ride services Uber and Lyft provides our customers options for their transportation needs when regular MARTA service is disrupted. The program offers on-demand, app-based rides for customers at a discounted price during specific planned and unplanned rail service disruptions that require supplemental bus transportation. Customers are responsible for any cost beyond the value of the discount.

MARTA Reach – MARTA is also excited to see the results of a pilot program to offer its own demand service. MARTA and Georgia Tech are partnering on a 6-month pilot of a new on-demand rideshare service, known as MARTA Reach, to connect riders in the region to MARTA bus and rail service. This pilot will test how on-demand shuttles make it easier and faster for riders to get to and from destinations using MARTA. As MARTA explores new options with our NextGen Bus project, we will use this pilot to learn how on-demand service can supplement and expand the reach of buses and trains. MARTA Reach will work with our existing services and minimize waiting and walking.

Advisory Council - MARTA has selected its next Riders' Advisory Council (RAC), the all-volunteer body dedicated to helping improve the transit experience for customers.

The new, 30-member council is composed of people drawn from MARTA's service area – the City of Atlanta, DeKalb, Fulton and Clayton counties. RAC members do not vote and serve for two years; MARTA employees, contractors, and elected officials are ineligible. RAC members were selected after an open application process based on criteria including ridership habits, commuting experiences, and community involvement. The RAC's composition intentionally reflects the demographic diversity of the region's fast-growing population.

"MARTA's success depends on responding to and anticipating our customers' needs and expectations whenever they are using our service," said MARTA Interim General Manager and CEO Collie Greenwood. "The Riders' Advisory Council gives us direct input from customers who are collaborating constructively to make us better. That's invaluable."

MARTA's Chief Customer Experience Officer oversees the RAC in a role that was created to transform the agency's business practices and to sharpen its focus on customer-facing initiatives.

RAC members meet monthly and learn about the inner workings of the transit system while offering their viewpoints on potential customer impacts of projects including realignment of MARTA's bus network, station enhancements, the new railcar fleet, enhanced customer communications, an upgraded fare collection system and the rollout of digital signage. The group also takes field trips to key MARTA facilities including bus garages and railyards.

The inaugural group of RAC members seated in 2020 successfully completed their terms in May 2022 after providing meaningful input to MARTA on a wide range of topics. Former RAC members are encouraged to continue playing a role in advancing MARTA's ongoing customer experience journey.

CAPITAL PLAN PRIORITIES AND ISSUES

MARTA continues to invest in capital improvement projects that preserve its capability for high-quality service delivery over a ten-year range. The long-range CIP consists of a portfolio of programs and projects organized by the major asset categories adapted from the Federal Transit Administration's (FTA) asset management guidelines. The categories include vehicles; facilities and stations; maintenance of way; systems; and non-asset.

Each of these categories includes a number of on-going programs and each program may contain one or more projects.

Due to funding and manpower constraints, MARTA focuses on safety critical, operations critical and state of good repair projects. The CIP categories are depicted below, followed by a description of each of the categories.

I. Vehicles

The vehicles category includes the acquisition and enhancement of vehicles and supporting systems required for MARTA operations. The programs within the vehicle's category include:

- Bus vehicle procurement and enhancement
- Rail vehicle procurement and enhancement
- Paratransit vehicles
- Non-revenue vehicles

II. Facilities & Stations

The facilities and stations asset category include program areas which support design, development, preservation, and rehabilitation of various MARTA facilities. Programs in the facilities and stations asset category include:

- Rail facilities and equipment
- Bus facilities and equipment
- Buildings/ offices and equipment
- Parking lots and parking decks
- Paving, structures, and drainage
- Roofing and skylights
- Underground storage tanks

III. Maintenance of Way

The maintenance of way asset category includes the design, development, and rehabilitation of railroad track infrastructure. Program areas within this asset category include:

- Track maintenance and replacement
- Track structures
- Work equipment

IV. Systems

The systems asset category includes the design, development, implementation, and major enhancement of various systems which support MARTA operations. Program areas within the systems asset category include:

- Revenue collection
- Automatic train control
- Normal, emergency, and standby power systems
- Communications
- Lighting
- Security
- Tunnel ventilation
- Traction Power
- Emergency Trip System (ETS)
- Fire protection

V. Other

This investment category pertains to non-asset-based projects and programs that expand, enhance and support MARTA's operation as well as support the Atlanta Region.

- Transit Oriented Development
- Transit Planning
- Research and Analysis
- Safety Management Systems
- Environmental and Hazard Mitigation
- Performance Management
- Customer Service
- Design Criteria/Standards
- CIP Planning & Controls
- Asset Management

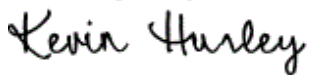
AWARD

MARTA received the GFOA Certificate of Achievement for Excellence in Financial Reporting for the Fiscal Year 2022 Annual Comprehensive Financial Report.

ACKNOWLEDGEMENTS

Special thanks go to the Office of Accounting without whom this report could not have been completed, and all MARTA staff who assisted in this endeavor.

Sincerely,



Kevin Hurley

Interim Chief Financial Officer



Collie Greenwood

General Manager/Chief Executive Officer



Government Finance Officers Association

Certificate of
Achievement
for Excellence
in Financial
Reporting

Presented to

**Metropolitan Atlanta Rapid Transit Authority
Georgia**

For its Annual Comprehensive
Financial Report
For the Fiscal Year Ended

June 30, 2022

Christopher P. Morrill

Executive Director/CEO

Board of Directors

OFFICERS



W. Thomas Worthy
CHAIR



Kathryn Powers
VICE CHAIR



Rita A. Scott
IMMEDIATE PAST CHAIR



Roderick Frierson
TREASURER

DIRECTORS



J. Al Pond
SECRETARY



Stacy Blakley



Jim Durrett



William F. Floyd



Freda B. Hardage



Jennifer Ide



Sagirah Jones



Jacob Tzegaegbe

EX-OFFICIO



Valencia Williamson



Russell McMurry, PE



Jannine Miller

GM & Executive Staff



Collie J. Greenwood
GENERAL MANAGER

GENERAL MANAGER/CEO

Collie J. Greenwood

CHIEF LEGAL COUNSEL

Peter Andrews

CHIEF CAPITAL OFFICER

Carrie Rocha

CHIEF ADMINISTRATION OFFICER

Luz Borrero

CHIEF OF STAFF

Melissa Mullinax

CHIEF FINANCIAL OFFICER

Raj Srinath

CHIEF CUSTOMER EXPERIENCE OFFICER

Rhonda Allen

CHIEF SAFETY & QUALITY ASSURANCE

Ralph McKinney

CHIEF OPERATING OFFICER

George Wright

DEPUTY CHIEF SAFETY & QUALITY ASSURANCE

Gena Major

DEPUTY CHIEF FINANCIAL OFFICER

Kevin Hurley

DEPUTY CHIEF LEGAL COUNSEL

Johnathan Hunt

DEPUTY CHIEF MECHANICAL OPERATIONS

Daniel Hecht

AGM LABOR RELATIONS

LaShanda Dawkins

AGM RESEARCH & ANALYSIS

Robert Goodwin

AGM INFRASTRUCTURE

Larry Prescott

AGM OF CAPITAL PROGRAMS DELIVERY

Atousa Vali

AGM OF REAL ESTATE DEVELOPMENT & ASSET MANAGEMENT

Jacob Vallo

AGM EXTERNAL AFFAIRS

Colleen Kiernan

AGM/CHIEF OF POLICE & EMERGENCY MANAGEMENT

Michael Kreher

AGM INTERNAL AUDIT

Emil Tzanov

AGM TECHNOLOGY/CIO

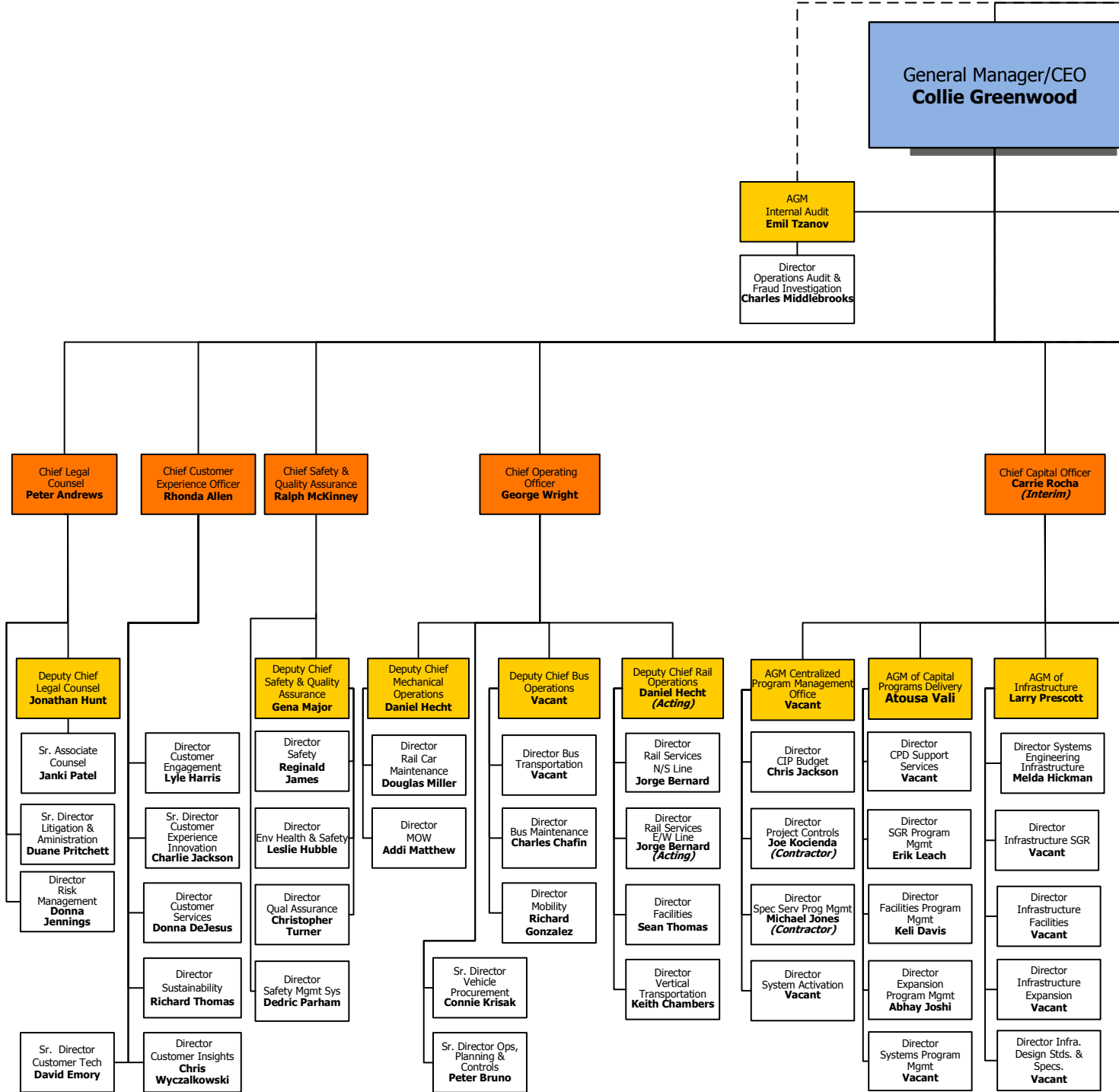
Kirk Talbott

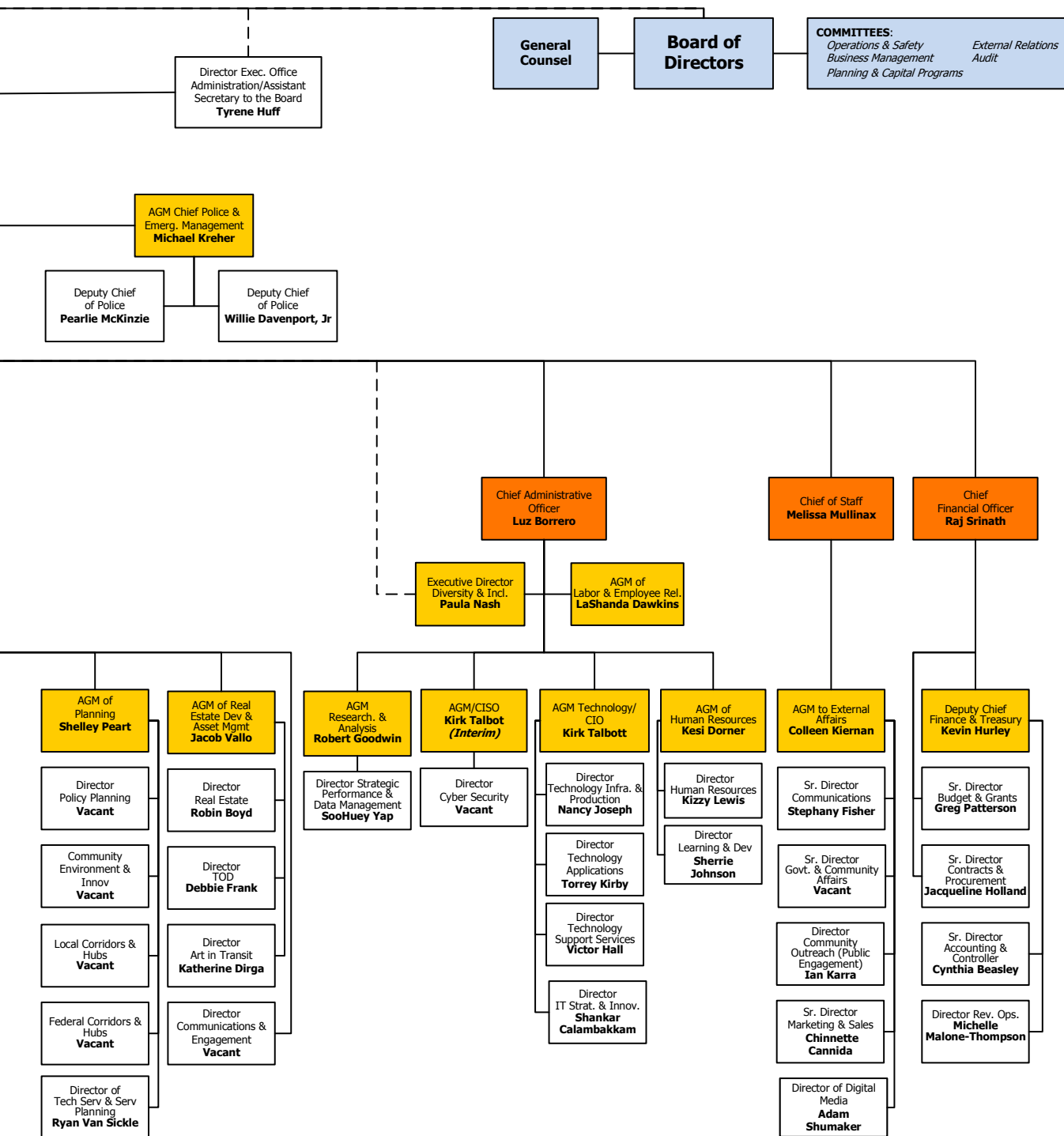
AGM PLANNING

Shelley Peart

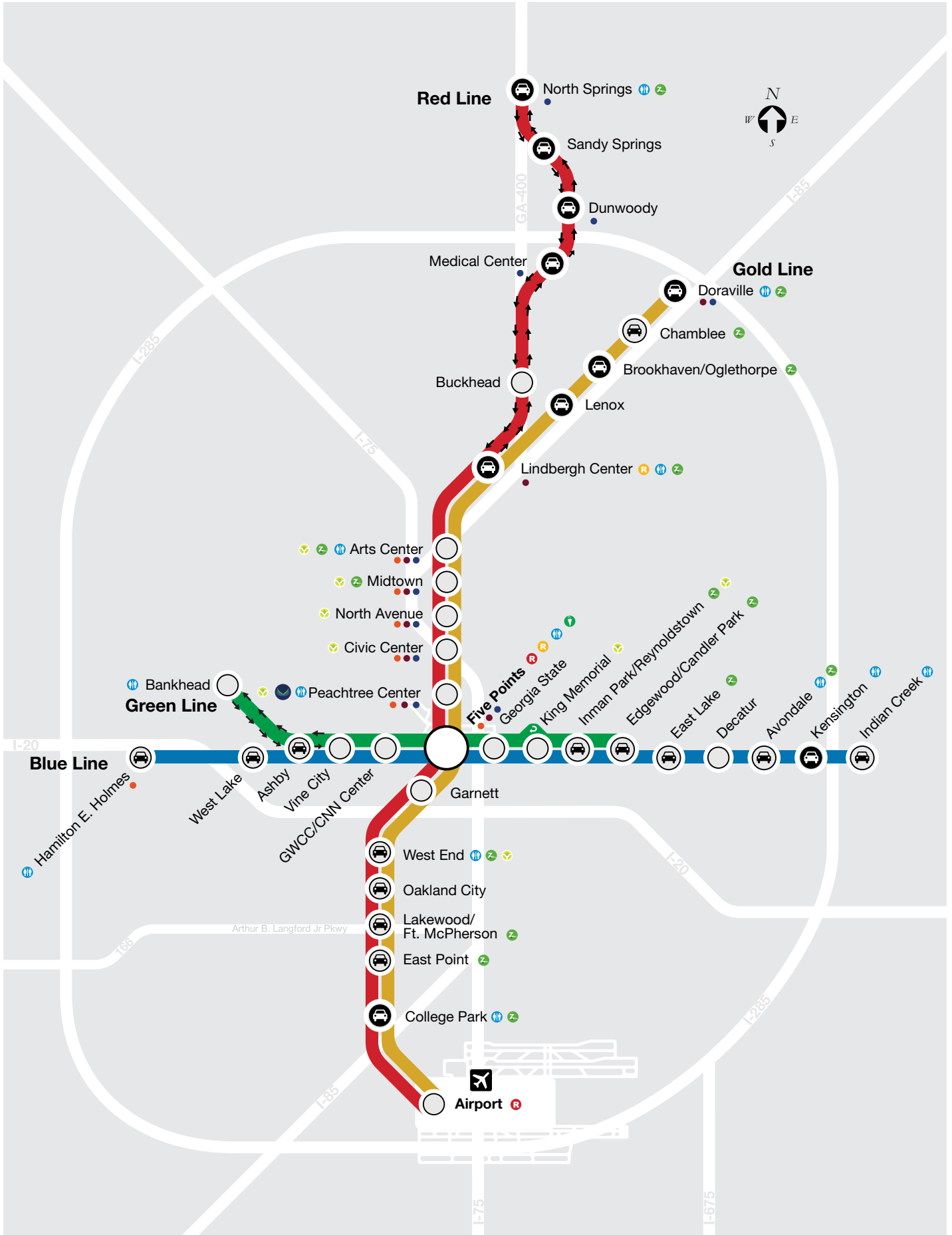
AGM HUMAN RESOURCES

Kesi Dorner





As of 06/07/2023





METROPOLITAN ATLANTA RAPID TRANSIT AUTHORITY

INTENTIONALLY LEFT BLANK

FINANCIAL

2

marta

INTENTIONALLY LEFT BLANK

INDEPENDENT AUDITOR'S REPORT

Board of Directors
Metropolitan Atlanta Rapid Transit Authority
Atlanta, Georgia

Report on the Audit of the Financial Statements***Opinions***

We have audited the financial statements of the business-type activities and fiduciary activities of Metropolitan Atlanta Rapid Transit Authority (MARTA), as of and for the year ended June 30, 2023, and the related notes to the financial statements, which collectively comprise MARTA's basic financial statements as listed in the table of contents.

In our opinion, based on our audit and the report of the other auditors, the accompanying financial statements referred to above present fairly, in all material respects, the financial position of the business-type activities and fiduciary activities of MARTA, as of June 30, 2023, and the respective changes in financial position and, where applicable, cash flows thereof for the year then ended in accordance with accounting principles generally accepted in the United States of America.

We did not audit the financial statements of the MARTA/ATU Local No. 732 Employees Retirement Plan and the MARTA Non-Represented Pension Plan, which represents 53% and 37%, respectively, of the assets and 53% and 37%, respectively, of the net position of the fiduciary activities as of June 30, 2022, and 70% and 50%, respectively, of the revenues of the fiduciary activities for the year then ended. Those statements were audited by other auditors whose reports have been furnished to us, and our opinions, insofar as it relates to the amounts included for the MARTA/ATU Local No. 732 Employees Retirement Plan and the MARTA Non-Represented Pension Plan are based solely on the reports of the other auditors.

Basis for Opinions

We conducted our audit in accordance with auditing standards generally accepted in the United States of America (GAAS) and the standards applicable to financial audits contained in *Government Auditing Standards (Government Auditing Standards)*, issued by the Comptroller General of the United States. Our responsibilities under those standards are further described in the Auditor's Responsibilities for the Audit of the Financial Statements section of our report. We are required to be independent of MARTA, and to meet our other ethical responsibilities, in accordance with the relevant ethical requirements relating to our audit. We believe that the audit evidence we have obtained is sufficient and appropriate to provide a basis for our audit opinions. The financial statements of the MARTA/ATU Local No. 732 Employees Retirement Plan and the MARTA Non-Represented Pension Plan were not audited in accordance with *Government Auditing Standards*.

Emphasis of Matter

As discussed in Note 1 to the financial statements, MARTA has adopted GASB Statement No. 96, *Subscription-Based Information Technology Arrangements*, for the year ended June 30, 2023. Our opinions are not modified with respect to this matter.

Responsibilities of Management for the Financial Statements

Management is responsible for the preparation and fair presentation of the financial statements in accordance with accounting principles generally accepted in the United States of America, and for the design, implementation, and maintenance of internal control relevant to the preparation and fair presentation of financial statements that are free from material misstatement, whether due to fraud or error.

In preparing the financial statements, management is required to evaluate whether there are conditions or events, considered in the aggregate, that raise substantial doubt about MARTA's ability to continue as a going concern for twelve months beyond the financial statement date, including any currently known information that may raise substantial doubt shortly thereafter.

Auditor's Responsibilities for the Audit of the Financial Statements

Our objectives are to obtain reasonable assurance about whether the financial statements as a whole are free from material misstatement, whether due to fraud or error, and to issue an auditor's report that includes our opinions. Reasonable assurance is a high level of assurance but is not absolute assurance and therefore is not a guarantee that an audit conducted in accordance with GAAS and *Government Auditing Standards* will always detect a material misstatement when it exists. The risk of not detecting a material misstatement resulting from fraud is higher than for one resulting from error, as fraud may involve collusion, forgery, intentional omissions, misrepresentations, or the override of internal control. Misstatements are considered material if there is a substantial likelihood that, individually or in the aggregate, they would influence the judgment made by a reasonable user based on the financial statements.

In performing an audit in accordance with GAAS and *Government Auditing Standards*, we

- Exercise professional judgment and maintain professional skepticism throughout the audit.
- Identify and assess the risks of material misstatement of the financial statements, whether due to fraud or error, and design and perform audit procedures responsive to those risks. Such procedures include examining, on a test basis, evidence regarding the amounts and disclosures in the financial statements.
- Obtain an understanding of internal control relevant to the audit in order to design audit procedures that are appropriate in the circumstances, but not for the purpose of expressing an opinion on the effectiveness of MARTA's internal control. Accordingly, no such opinion is expressed.
- Evaluate the appropriateness of accounting policies used and the reasonableness of significant accounting estimates made by management, as well as evaluate the overall presentation of the financial statements.
- Conclude whether, in our judgment, there are conditions or events, considered in the aggregate, that raise substantial doubt about MARTA's ability to continue as a going concern for a reasonable period of time.

We are required to communicate with those charged with governance regarding, among other matters, the planned scope and timing of the audit, significant audit findings, and certain internal control-related matters that we identified during the audit.

Prior-Year Comparative Information

We have previously audited MARTA's fiscal year 2022 financial statements, and we expressed unmodified opinions on the basic financial statements in our report dated November 21, 2022. In our opinion, the summarized comparative information presented herein as of and for the year ended June 30, 2022, is consistent, in all material respects, with the audited financial statements from which it has been derived.

Required Supplementary Information

Accounting principles generally accepted in the United States of America require that the Management's Discussion and Analysis, the Schedule of Changes in the Net Pension Liability and Related Ratios, Schedule of Employer Contributions – Pension, Schedule of Changes in Net OPEB Liability and Related Ratios, and Schedule of Employer Contributions – OPEB, as listed in the table of contents, be presented to supplement the basic financial statements. Such information is the responsibility of management and, although not a part of the basic financial statements, is required by the Governmental Accounting Standards Board who considers it to be an essential part of financial reporting for placing the basic financial statements in an appropriate operational, economic, or historical context. We have applied certain limited procedures to the required supplementary information in accordance with auditing standards generally accepted in the United States of America, which consisted of inquiries of management about the methods of preparing the information and comparing the information for consistency with management's responses to our inquiries, the basic financial statements, and other knowledge we obtained during our audit of the basic financial statements. We do not express an opinion or provide any assurance on the information because the limited procedures do not provide us with sufficient evidence to express an opinion or provide any assurance.

Supplementary Information

Our audit was conducted for the purpose of forming opinions on the financial statements that collectively comprise MARTA'S basic financial statements. The accompanying Combining Statement of Fiduciary Net Position, Combining Statement of Changes in Fiduciary Net Position, and Supplemental Schedule of Revenues and Expenses – Budget vs. Actual (Budget Basis) are presented for purposes of additional analysis and are not a required part of the basic financial statements. The Combining Statement of Fiduciary Net Position, Combining Statement of Changes in Fiduciary Net Position, and Supplemental Schedule of Revenues and Expenses – Budget vs. Actual (Budget Basis) are the responsibility of management and were derived from and relates directly to the underlying accounting and other records used to prepare the basic financial statements. The information has been subjected to the auditing procedures applied in the audit of the basic financial statements and certain additional procedures, including comparing and reconciling such information directly to the underlying accounting and other records used to prepare the basic financial statements or to the basic financial statements themselves, and other additional procedures in accordance with auditing standards generally accepted in the United States of America. In our opinion, such information is fairly stated, in all material respects, in relation to the basic financial statements as a whole.

Other Information

Management is responsible for the other information included in the annual report. The other information comprises the introductory and statistical sections but does not include the basic financial statements and our auditor's report thereon. Our opinions on the basic financial statements do not cover the other information, and we do not express an opinion or any form of assurance thereon.

In connection with our audit of the basic financial statements, our responsibility is to read the other information and consider whether a material inconsistency exists between the other information and the basic financial statements, or the other information otherwise appears to be materially misstated. If, based on the work performed, we conclude that an uncorrected material misstatement of the other information exists, we are required to describe it in our report.

Other Reporting Required by Government Auditing Standards

In accordance with *Government Auditing Standards*, we have also issued our report dated November 17, 2023 on our consideration of MARTA's internal control over financial reporting and on our tests of its compliance with certain provisions of laws, regulations, contracts, and grant agreements and other matters. The purpose of that report is solely to describe the scope of our testing of internal control over financial reporting and compliance and the results of that testing, and not to provide an opinion on the effectiveness of MARTA's internal control over financial reporting or on compliance. That report is an integral part of an audit performed in accordance with *Government Auditing Standards* in considering MARTA's internal control over financial reporting and compliance.


Crowe LLP

Atlanta, Georgia
November 17, 2023

METROPOLITAN ATLANTA RAPID TRANSIT AUTHORITY
Management's Discussion and Analysis
(Unaudited)

(Dollars in Thousands)

As management of the Metropolitan Atlanta Rapid Transit Authority ("MARTA" or the "Authority"), we offer readers of MARTA's basic financial statements this narrative overview and analysis of the financial activities of MARTA for the fiscal years ended June 30, 2023 and 2022. This discussion and analysis is designed to assist the reader in focusing on the significant financial issues and activities and to identify any significant changes in financial position. We encourage readers to consider the information presented here in conjunction with the financial statements as a whole. All amounts, unless otherwise indicated, are expressed in thousands of dollars.

MARTA was formed as a joint public instrumentality of the city of Atlanta and the counties of Fulton, DeKalb, Cobb, Clayton, and Gwinnett by action of the General Assembly of the State of Georgia (the "MARTA Act") to design and implement a rapid transit system for the Atlanta metropolitan area. MARTA operates a bus, light rail and rapid rail transportation system and continues to develop and construct further improvements to its integrated bus/rail transportation system.

Overview of Financial Statements

MARTA's financial statements are prepared on the accrual basis of accounting in accordance with accounting principles generally accepted in the United States of America as promulgated by the Governmental Accounting Standards Board ("GASB"). MARTA is structured as a single enterprise fund with revenues recognized when earned and measurable, not when they are received. Expenses are recognized when they are incurred, not when they are paid. Capital assets are capitalized and (except land) are depreciated over their useful lives. Many cash amounts are restricted for debt service and by state and federal regulations. See the Notes to the Financial Statements for a summary of MARTA's significant accounting policies.

Included in MARTA's financial statements are the Statement of Net Position, the Statement of Revenues, Expenses, and Changes in Net Position, the Statement of Cash Flows, Statement of Fiduciary Net Position, Statement of Changes in Fiduciary Net Position, the related notes and required supplementary schedules.

- The **Statement of Net Position** presents information on all of MARTA's assets, liabilities, deferred outflows, and inflows of resources with the difference reported as net position. Over time, increases or decreases in net position may serve as a useful indicator of whether the financial position of MARTA is improving or deteriorating.
- The **Statement of Revenues, Expenses, and Changes in Net Position** presents information showing how MARTA's net position changed during the most recent fiscal year. All changes in net position are reported as soon as the underlying event giving rise to the change occurs, regardless of the timing of related cash flows. Thus, revenues and expenses are reported in this statement for some items that will only result in cash flows in future fiscal periods (e.g., uncollected sales taxes and earned but unused vacation leave).
- The **Statement of Cash Flows** allows financial statement users to assess MARTA's adequacy or ability to generate sufficient cash flows to meet its obligations in a timely manner. The statement is classified into four categories: 1) cash flows from operating activities, 2) cash flows from non-capital financing activities, 3) cash flows from capital and related financing activities, and 4) cash flows from investing activities.

METROPOLITAN ATLANTA RAPID TRANSIT AUTHORITY
Management's Discussion and Analysis
(Unaudited)

(Dollars in Thousands)

- The **Notes to the Financial Statements** provide additional information that is essential to a full understanding of the data provided in the basic financial statements.
- **Required Supplementary Information (RSI)**. In addition to the basic financial statements and accompanying notes, this report also presents certain RSI concerning the Authority's defined benefit pension plans and other post employment benefit (OPEB) plan to its employees.
- The **Statement of Fiduciary Net Position** presents information on all assets, liabilities, deferred outflows, and inflows of resources, fiduciary net position of pension and other post employments benefits.
- The **Statement of Changes in Fiduciary Net Position** presents information on additions to and deductions from pension and other post employments benefits. The additions include investment earnings, investment costs and net investment earnings.

Financial Position Summary

Over time, net position may serve as a useful indicator of MARTA's financial position. MARTA's assets and deferred outflows of resources exceed liabilities and deferred inflows of resources by \$1.66 billion at June 30, 2023, a \$123 million increase from June 30, 2022 when assets and deferred outflows of resources exceeded liabilities and deferred inflows of resources by \$1.53 billion. A more detailed discussion is found under the Financial Operations Highlights of this MD&A.

At June 30, 2023 and 2022, the largest portion of net position was net investment in capital assets representing 47% and 51% respectively. Net investment in capital assets includes land, rail system, buildings, transportation equipment, and right to use leased assets less any related outstanding debt used to acquire those assets. MARTA uses these capital assets to provide services to its customers; consequently, these assets are not available for future spending.

The second largest portion of MARTA's net position in fiscal years 2023 and 2022 was unrestricted assets representing 47% and 44%, respectively.

At the end of the current fiscal year, MARTA was able to report a positive balance in all categories of net position. Fiscal years 2022 and 2021 had positive balances in all categories of net position as well.

METROPOLITAN ATLANTA RAPID TRANSIT AUTHORITY
Management's Discussion and Analysis
(Unaudited)
(Dollars in Thousands)

The following table presents a condensed summary of net position as of June 30, 2023 and 2022:

	<u>2023</u>	<u>2022</u>
ASSETS:		
Current and Other Assets	\$1,531,827	\$1,456,456
Capital Assets	3,049,922	3,083,652
Net Pension Assets	—	116,512
Total Assets	<u>4,581,749</u>	<u>4,656,620</u>
DEFERRED OUTFLOWS OF RESOURCES		
Hedging	1,484	111
Pension	128,535	23,584
OPEB	22,556	14,564
Debt Refunding	22,223	38,836
Total Deferred Outflows of Resources	<u>174,798</u>	<u>77,095</u>
Total Assets and Deferred Outflows of Resources	<u>4,756,547</u>	<u>4,733,715</u>
LIABILITIES:		
Long Term Debt	2,198,051	2,286,765
Current and Other Liabilities	333,954	310,255
Derivative Liability	1,484	111
Net Pension Liability	153,352	39,108
Net OPEB Liability	88,268	67,646
Total Liabilities	<u>2,775,109</u>	<u>2,703,885</u>
DEFERRED INFLOW OF RESOURCES		
Leases	297,630	325,259
Pension	9,580	132,347
OPEB	18,534	39,703
Total Deferred Inflows of Resources	<u>325,744</u>	<u>497,309</u>
Total Liabilities and Deferred Inflows of Resources	<u>3,100,853</u>	<u>3,201,194</u>
NET POSITION:		
Net Investment in Capital Assets	773,035	746,823
Restricted	102,326	107,728
Unrestricted	780,333	677,970
TOTAL NET POSITION	<u>\$ 1,655,694</u>	<u>\$ 1,532,521</u>

METROPOLITAN ATLANTA RAPID TRANSIT AUTHORITY
Management's Discussion and Analysis
(Unaudited)

(Dollars in Thousands)

Current and other assets include cash, cash equivalents, investments, inventory, sales tax receivable, prepayments and restricted investments. Current and other assets increased by \$75,371 (5%) in 2023. The increase is due to increase in cash and investments for the year. In 2022, there was an increase of \$70,040 (5%) in this category.

Capital assets include land, rail systems, buildings, transportation equipment, right to use leased assets, and other capital assets. In 2023, there was a decrease in this category of \$33,730 (1%) due to increase in accumulated depreciation and amortization. In 2022, there was an increase in capital assets of \$24,692 (0.81%) which was due to an increase in land assets as the Authority purchased additional land for the Clayton County maintenance facility.

Net pension assets decreased by \$116,512 (100%) to \$0 in 2023 and instead reported a net pension liability for pension plans. In 2022, MARTA reported an increase in net pension assets of \$47,205 (68%). Both decrease and increase in net pension asset is directly related to the performance of the pension fund investments in accordance with GASB 68.

Deferred outflows of resources pension increased in 2023 by \$104,951 (445%) and increase by \$845 (4%) in 2022. The increase in 2023 and 2022, respectively, were due to the net differences between the projected and actual investment earnings for the pension plans.

Long-term debt outstanding holds the long-term portion of outstanding sales tax revenue bonds, lease, financed purchase liability and other long-term liabilities. The outstanding sales tax revenue bonds decreased by \$88,809 (4%) in 2023 due to payment of matured and defeased bonds and increased by \$66,458 (3%) in 2022. The long-term debt also includes the lease and financed purchase liability which increased by \$95 (0.14%) primarily due to the LILO accrued interest payable in 2023 and decreased by \$304,359 (82%) in 2022 due to South Line LILO Termination.

Current and other liabilities include accounts payable, employee benefits, self-insurance, accrued interest, short-term maturities of financed purchase liabilities and other current liabilities. The liability increased by \$23,699 (8%) in 2023 and decreased by \$40,426 (12%) in 2022. The increase in 2023 was due to increase in accounts and contracts payable, salaries and employee benefits and self-insurance reserves while the decrease in 2022 was due to decrease in self-insurance reserves and accrued interest payable.

Net pension liability increased by \$114,244 (292%) in 2023 and decreased by \$28,559 (42%) in 2022. Both the increase and decrease in 2023 and 2022, respectively, were directly related to the performance of the pension fund investments in accordance with GASB 68.

Deferred inflow of resources – leases decreased by \$27,629 (8%) in 2023 and increased by \$313,073 (2569%) in 2022. The decrease in 2023 was due to a change in accounting estimate associated with the measurement of interest on GASB 87 leases. The increase in 2022 was due to the implementation and adoption of new accounting pronouncement, GASB 87, *Leases*.

Deferred inflow of resources – pension decreased by \$122,767(93%) in 2023 and increased by \$38,187(41%) in 2022. Both the decrease in 2023 and increase in 2022, respectively, were due to the net differences between the projected and actual investment earnings for the pension plans.

METROPOLITAN ATLANTA RAPID TRANSIT AUTHORITY
Management's Discussion and Analysis
(Unaudited)
(Dollars in Thousands)

Financial Operations Highlights

Basis of Presentation - MARTA Act and Sales & Use Tax - MARTA is a single enterprise fund providing public transportation. MARTA provides direct benefits to its users as well as substantial indirect benefits to the public at large (e.g., decreased traffic congestion, decreased need for road construction and maintenance, decreased need for parking, decreased air pollution levels, and increased availability of transportation for low-income citizens). Therefore, the user charges are intended to finance only a portion of the cost of providing these services with additional proceeds obtained from the collections of sales and use tax under the Rapid Transit Contract and Assistance Agreement (MARTA Act) with the City of Atlanta and the counties of Fulton, DeKalb, and Clayton and from federal subsidies. The sales tax is levied at a rate of 1% for each of the counties and 1.5% for the City of Atlanta until June 30, 2057, and 0.5% thereafter. See Note 4 of the Notes to the Financial Statements.

The MARTA Act places certain requirements on the rates that MARTA can charge for transportation services provided. The rates charged to the public for transportation services must be such that the total transit related revenues are no less than 35% of the operating costs, exclusive of depreciation and amortization, and other costs and charges as provided in the Act, of the preceding or prior fiscal year.

Under provisions of amendments to the MARTA Act, revenues, except the sales and use tax, are included in transit related revenues for purposes of this calculation. Transit related revenues were 77.2% and 77.2% of operating costs of the previous fiscal year, as defined under the MARTA Act, for the years ended June 30, 2023 and 2022, respectively. Additional information on the basis of presentation, the MARTA Act, and sales & use tax can be found in Note 1 and Note 4, respectively.

Summary of Changes in Net Position - The following table presents the summary of changes in net position as of June 30, 2023 and 2022:

	<u>2023</u>	<u>2022</u>
Operating Revenues	\$ 81,240	\$ 71,960
Operating Expenses	<u>839,589</u>	<u>724,630</u>
Operating Loss	(758,349)	(652,670)
Non-operating Revenues	829,142	840,336
Capital Grants and Contributions	<u>52,380</u>	<u>62,748</u>
Increase (Decrease) in Net Position	<u>\$ 123,173</u>	<u>\$ 250,414</u>

In 2023, operating revenues increased by \$9,280 and operating expenses increased by \$114,959. The increase in operating revenue was due to an increase in passenger revenue as a result of increase in ridership after the prolonged impact of COVID-19. The majority of the increase in operating expenses was related to increases in all operating expenses categories except depreciation. The increase in expenses resulted in an overall increase in the operating loss of \$105,679 from the previous year. In 2022, operating revenue increased by \$14,953 and operating expenses decreased by \$26,531, which resulted in an overall decrease in operating loss of \$41,484.

Non-operating revenues decreased by \$11,194 (1%) in 2023 and increased by \$71,622 (9%) in 2022. The 2023 decrease was due to increase in sales tax revenue offset by a decrease in Federal revenue, while the 2022 increase was due to both sales tax revenue and CARES Act funding.

METROPOLITAN ATLANTA RAPID TRANSIT AUTHORITY
Management's Discussion and Analysis
(Unaudited)

(Dollars in Thousands)

Capital grant and contributions decreased by \$10,368 (17%) in 2023 compared to a increase of \$2,560 (4%) in 2022.

The following table presents a summarized breakout of MARTA's revenues, expenses and changes in net position as of June 30, 2023 and 2022:

Summary of Revenues	2023	2022
Operating		
Fare Revenues	\$ 74,057	\$ 64,951
Other Revenues	7,183	7,009
Total Operating Revenues	<u>81,240</u>	<u>71,960</u>
Non-Operating		
Sales and Use Tax	704,416	669,133
Ad Valorem Tax	33,467	33,453
Federal Revenues	215,904	249,769
Investment Income	22,415	12,168
Lease Revenues (Expenses)	—	(2,195)
Other Revenues	12,127	22,290
Gain/Loss on Sale of Property and Equipment	529	325
Total Non-operating Revenues	<u>988,858</u>	<u>984,943</u>
Total Revenues	<u>1,070,098</u>	<u>1,056,903</u>
Summary of Expenses		
Operating		
Transportation	275,265	227,844
Maintenance and Garage Operations	196,467	172,956
General and Administrative	117,707	72,126
Depreciation	250,150	251,704
Total Operating Expenses	<u>839,589</u>	<u>724,630</u>
Non-Operating		
Interest Expense	73,508	77,362
Amortization of Financing Related Charges and Income from Derivative Activity	768	(5,455)
Other Non-operating Expenses	85,440	72,700
Total Non-operating Expenses	<u>159,716</u>	<u>144,607</u>
Total Expenses	<u>999,305</u>	<u>869,237</u>
Income/(Loss) Before Capital Contributions	70,793	187,666
Capital Grants and Contributions	52,380	62,748
Increase (Decrease) in Net Position	123,173	250,414
Net Position, July 1	1,532,521	1,282,107
Net Position, June 30	<u>\$ 1,655,694</u>	<u>\$ 1,532,521</u>

METROPOLITAN ATLANTA RAPID TRANSIT AUTHORITY
Management's Discussion and Analysis
(Unaudited)

(Dollars in Thousands)

Net position increased by \$123,173 (8%) in 2023 primarily due to the fare revenues, sales and use tax and federal revenues. In 2022, net position increased by \$252,156 (20%) primarily due to the receipt of federal funding, sales tax revenue, and the effect of GASB 87 restatement.

Total operating revenues include passenger revenues advertising, and parking fees. Total operating revenues increased by \$9,280 (13%) in 2023 compared to a increase of \$14,953 (26%) in 2022. The increase in 2023 was due to increases in passenger and other revenues.

Sales and use tax revenue increased by \$35,283 (5%) in 2023 compared to an increase of \$99,451(17%) in 2022. The 2023 increase was due to a rise in consumer spending on retail sales and the impact of inflation.

Lease expenses decreased by \$2,195 (100%) in 2023 compared to an increase of \$2,862 (429%) in 2022. The 2023 decrease was due to a decrease in LILO rail cars interest expense.

Gain/loss on sale of property and equipment increased by \$204 (63%) in 2023 compared to a decrease of \$254 (44%) in 2022. The 2023 increase was due to the increase in retirement of old equipment.

Transportation expenses increased by \$47,421 (21%) in 2023 compared to a decrease of \$2,523 (1%) in 2022. The 2023 increase was due to an increase in bus operations costs.

Administrative expenses increased by \$45,581 (63%) in 2023 compared to a decrease of \$21,677 (23%) in 2022. The 2023 increase was due to an increase in insurance and technology costs.

Maintenance and garage operation expenses increased by \$23,511 (14%) in 2023 compared to a decrease of \$4,580 (3%) in 2022. The 2023 increase was due to an increase in electric power and equipment and building and support equipment.

Interest expense decreased by \$3,854 (5%) in 2023 due to the maturities and defeasement of bond debt. In 2022, there was a decrease \$6,584 (8%) due to the maturities of some of the long term debt.

Amortization of bond related expenses decreased by \$6,222 (114%) in 2023 compared to an increase of \$1,156 (17%) in 2022.

Other non-operating expenses increased by \$12,740 (18%) in 2023 compared to an increase of \$10,889 (18%) in 2022 due to an increase in planning costs. The 2023 increase is due to local funded planning costs.

Capital Acquisitions and Construction Activities

In 2023, MARTA acquired \$212,554 of capital assets. The expenditures on capital activity were primarily for the replacement, rehabilitation, and enhancement of facilities and equipment required to support transit operations, regulatory requirements, and system safety. The net increase/(decrease) in capital assets, including changes in accumulated depreciation and retirements, was (\$33,730) and \$24,692 during the years ended June 30, 2023 and 2022, respectively. Additional information on MARTA's debt and capital asset activity and commitments can be found in Notes 6 and 7 to the financial statements.

METROPOLITAN ATLANTA RAPID TRANSIT AUTHORITY
Management's Discussion and Analysis
(Unaudited)

(Dollars in Thousands)

The following table summarizes MARTA's net investment in capital assets as of June 30, 2023 and 2022:

	<u>2023</u>	<u>2022</u>
Capital Assets, net	<u>\$ 3,049,922</u>	<u>\$ 3,083,652</u>
Capital Debt		
Current Maturities of Bonds and Notes	(59,480)	(67,050)
Non current Maturities of Bonds, Notes and LILLO	(2,164,107)	(2,220,492)
ESCO Financed Purchase Liability	(29,548)	(31,591)
Unspent ESCO Escrow Cash	2,990	5,512
Deferred Outflows of Resources	22,223	38,836
Capital Assets Included in Accounts Payable	(45,715)	(28,197)
Lease Liability	<u>(3,250)</u>	<u>(2,959)</u>
Total Capital Related Debt	<u>(2,276,887)</u>	<u>(2,305,941)</u>
Net Investment in Capital Assets	<u><u>\$ 773,035</u></u>	<u><u>\$ 777,712</u></u>

Long-Term Debt Administration

MARTA issues Sales and Use Tax Revenue Bonds and Variable Rate Bonds to raise capital funds for construction, expansion, and rehabilitation of the transit system. The bonds and notes are payable from and secured by lien on sales and use tax and title ad valorem tax receipts.

The Fixed and Variable rate Bonds carry debt ratings of Aa2 by Moody's Investors Service, AAA by Standard & Poor's and AA- from Fitch Rating Service and AAA from Kroll. MARTA's total bond debt outstanding was \$2,191,163 and \$2,287,542 as of June 30, 2023 and 2022, respectively. In 2023, MARTA issued refunding green bonds Series 2023A in the amount of \$65,025 to refund portion of Bonds Series 2020B and Bonds Series 2021D in the amount of \$87,390 and issued new green bonds Series 2023B in the amount of \$112,505. MARTA also legally defeased Bonds Series 2007A in the amount of \$127,260. Additional information on MARTA's long term debt can be found in Note 7 to the financial statements.

Economic Factors

The US Economy (GDP) was up to 2.4% in the second quarter and 2.3% in the third quarter of 2023. Consumption increased 1.6% in the second quarter and 2.4% in the third. Consumption growth experienced an increase in the second half of 2023 due to an increase in real disposable income and demand in the purchases of services and goods. Investments have declined from 7.7% to 0.8% in the second and third quarters, respectively. The federal funds rate has been trending upwards from 5% in the second quarter of the year to 5.3% in the third quarter of 2023.

Nation-wide, the unemployment rate was 3.6% in the second quarter of 2023 and stayed at 3.6% in the third quarter. The national cumulative change in jobs was at 4.3% compared to prior year. The Georgia cumulative change in jobs was much better than nationally at 4.5%. The average unemployment rate for both Georgia and Atlanta in 2022 was 3%. The State of Georgia had a personal income aggregate of \$623.5B in 2022 seeing a growth of 3.5% over 2021. Atlanta had an aggregate of \$404.8B in 2022 with a slightly higher growth of 4.2% over 2021.

METROPOLITAN ATLANTA RAPID TRANSIT AUTHORITY
Management's Discussion and Analysis
(Unaudited)
(Dollars in Thousands)

Request for Information

This financial report is designed to provide a general overview of MARTA's finances. Questions concerning any of the information provided in this report or request for additional financial information should be addressed to the Office of Accounting, Metropolitan Atlanta Rapid Transit Authority, 2424 Piedmont Road NE, Atlanta, GA 30324-3330.

METROPOLITAN ATLANTA RAPID TRANSIT AUTHORITY

Statement of Net Position

June 30, 2023

(Dollars in Thousands)

(with summarized financial information as of June 30, 2022)

ASSETS

Current Assets:

	<u>2023</u>	<u>2022</u>
Cash and Cash Equivalents	\$ 69,593	\$ 46,147
Investments	821,744	732,150
Material and Supplies Inventories	39,924	38,451
Sales Tax Receivables, Prepayments and Other	89,559	101,252
Total Unrestricted Current Assets	<u>1,020,820</u>	<u>918,000</u>
Restricted Cash and Cash Equivalents	2,990	5,512
Restricted Investments	162,757	170,281
Lease Receivables	10,695	6,562
Total Restricted Current Assets	<u>176,442</u>	<u>182,355</u>
Total Current Assets	<u>1,197,263</u>	<u>1,100,355</u>

Noncurrent Assets:

Restricted Investment held to pay Leases	32,424	30,889
Lease Receivables	284,948	308,811
Restricted Investment - Railroad Trust	9,668	9,676
Total Restricted Non Current Assets	<u>327,040</u>	<u>349,376</u>

Capital Assets:

Land, Non-depreciable	600,469	591,113
Construction in Progress, Non-depreciable	416,148	384,509
Total Non-depreciable	<u>1,016,617</u>	<u>975,622</u>
Rail System and Buildings	4,242,285	4,154,179
Transportation Equipment	1,631,574	1,615,664
Other - Capital Assets	1,745,175	1,698,324
Total Depreciable /Amortizable	<u>7,619,034</u>	<u>7,468,167</u>
Less Accumulated Depreciation/Amortization	<u>(5,585,729)</u>	<u>(5,360,137)</u>
Capital Assets - Net	<u>3,049,922</u>	<u>3,083,652</u>

Other Bond Related Costs - Bond Insurance	—	155
Net Pension Asset	—	116,512
Other - Noncurrent Assets	7,524	6,570
Total Noncurrent Assets	<u>3,384,486</u>	<u>3,556,265</u>
Total Assets	<u>4,581,749</u>	<u>4,656,620</u>

DEFERRED OUTFLOWS OF RESOURCES

Hedging	1,484	111
Pension	128,535	23,584
OPEB	22,556	14,564
Debt Refunding	22,223	38,836
Total Deferred Outflows of Resources	<u>174,798</u>	<u>77,095</u>
Total Assets and Deferred Outflows of Resources	<u>\$ 4,756,547</u>	<u>\$ 4,733,715</u>

METROPOLITAN ATLANTA RAPID TRANSIT AUTHORITY
Statement of Net Position
June 30, 2023

(Dollars in Thousands)

(with summarized financial information as of June 30, 2022)

LIABILITIES	2023	2022
Current Liabilities:		
Payable from NonRestricted Assets:		
Accounts and Contracts Payable	\$ 136,231	\$ 115,297
Salaries and Employee Benefits	32,894	27,224
Self-Insurance Accruals	20,705	18,798
Other Current Liabilities	10,535	7,655
Total Current Liabilities Payable from NonRestricted Assets	200,365	168,974
Payable from Restricted Assets:		
Current Maturities of Sales Tax Revenue Bonds	59,480	67,050
Accrued Interest	33,928	37,531
Current Maturities of Financed Purchase	2,043	2,006
Total Current Liabilities Payable from Restricted Assets	95,451	106,587
Total Current Liabilities	295,816	275,561
Noncurrent Liabilities:		
Sales Tax Revenue Bonds, Less Current Maturities, Unamortized Premium and Discount	2,131,583	2,220,392
Notes Payable	100	100
Noncurrent Self Insurance Accruals	38,139	34,694
Other Long-term Liabilities	36,819	34,682
Financed Purchase	29,548	31,591
Derivative Liability - Commodity Swap	1,484	111
Net Pension Liability	153,352	39,108
Net OPEB Liability	88,268	67,646
Total Noncurrent Liabilities	2,479,293	2,428,324
Total Liabilities	2,775,109	2,703,885
DEFERRED INFLOWS OF RESOURCES		
Leases	297,630	325,259
Pension	9,580	132,347
OPEB	18,534	39,703
Total Deferred Inflows of Resources	325,744	497,309
Total Liabilities and Deferred Inflows of Resources	3,100,853	3,201,194
NET POSITION		
Net Investment in Capital Assets	773,035	777,711
Restricted		
Debt Service	92,658	67,164
Capital Projects	9,668	9,676
Unrestricted	780,333	677,970
Total Net Position	1,655,694	1,532,521
Total Liabilities, Deferred Inflows of Resources, and Net Position	\$ 4,756,547	\$ 4,733,715

FINANCIAL SECTION 2023 Annual Comprehensive Financial Report Year Ended June 30, 2023

METROPOLITAN ATLANTA RAPID TRANSIT AUTHORITY
Statement of Revenues, Expenses
And Changes in Net Position
For the Year Ended June 30, 2023

(Dollars in Thousands)
(with summarized financial information for the year ended June 30, 2022)

	2023	2022
Operating Revenues:		
Fare Revenues	\$ 74,057	\$ 64,951
Other Revenues	7,183	7,009
	81,240	71,960
Operating Expenses:		
Transportation	275,265	227,844
Maintenance and Garage Operations	196,467	172,956
General and Administrative	117,707	72,126
Depreciation and Amortization	250,150	251,704
	839,589	724,630
Operating Loss	(758,349)	(652,670)
Nonoperating Revenues (Expenses):		
Sales and Use Tax	704,416	669,133
Ad Valorem Tax	33,467	33,453
Federal Revenues	215,904	249,769
Investment Income	22,415	12,168
Net Lease Transaction Activity	—	(2,195)
Other Revenues	12,127	22,290
Gain on Sale of Property and Equipment	529	325
Interest Expense	(73,508)	(77,362)
Amortization of Financing Related Charges	(768)	5,455
Other NonOperating Expenses	(85,440)	(72,700)
	829,142	840,336
Income/ (Loss) Before Capital Contributions	70,793	187,666
Capital Grants and Contributions	52,380	62,748
Net Position		
Increase /(Decrease) in Net Position	123,173	250,414
Net Position, July 1	\$1,532,521	\$1,282,107
Net Position, June 30	\$1,655,694	\$1,532,521

METROPOLITAN ATLANTA RAPID TRANSIT AUTHORITY
Statement of Cash Flows
For the Year Ended June 30, 2023

(Dollars in Thousands)
(with summarized financial information for the year ended June 30, 2022)

	2023	2022
Cash Flows from Operating Activities:		
Cash Received from Providing Services	\$ 70,155	\$ 68,127
Cash Received from Other Sources	(5,344)	10,738
Other Non-Capital Receipts	11,721	11,507
Cash Paid to Suppliers	(269,800)	(277,512)
Cash Paid for Benefits on Behalf of Employees	(130,541)	(124,748)
Cash Paid to Employees	(234,480)	(222,658)
Net Cash Used by Operating Activities	(558,289)	(534,546)
Cash Flows From Noncapital Financing Activities:		
Sales and Use Tax Collections	705,828	664,645
Ad Valorem Tax	33,468	33,452
Federal Operating Subsidy	215,904	321,639
Net Cash Provided by Noncapital Financing Activities	955,200	1,019,736
Cash Flows From Capital and Related Financing Activities:		
Proceeds from Issuance of Notes and Bonds	—	100
Proceeds from Issuance of Commercial Papers	—	324
Principal Paid on Revenue Bonds	(80,693)	(69,678)
Interest Paid on Revenue Bonds	(76,915)	(81,110)
Capital Contributions	63,510	65,513
Acquisition and Construction of Capital Assets	(203,128)	(266,507)
Net Cash Used by Capital and Related Financing Activities	(297,226)	(351,358)
Cash Flows from Investing Activities:		
Purchases of Investments	(6,139,506)	(4,047,260)
Proceeds from Sales and Maturities of Investments	6,053,203	3,946,095
Interest Received on Investments	7,542	541
Net Cash Provided (Used) by Investing Activities	(78,761)	(100,624)
Net Increase (Decrease) in Cash and Cash Equivalents	20,924	33,208
Cash and Cash Equivalents, Beginning of Year	51,659	18,451
Cash and Cash Equivalents, End of Year	\$ 72,583	\$ 51,659
Reconciliation of Operating Loss to Net Cash Used by Operating Activities:		
Operating Loss	\$ (758,349)	\$ (652,670)
Other Nonoperating Expenses	(90,784)	(61,959)
Adjustments to Reconcile Operating Loss to Net Cash Used by Operating Activities		
Depreciation and Amortization	250,150	251,704
Changes in Assets and Liabilities:		
Materials and Supplies Inventories	(1,474)	(1,819)
Prepayments and Other	2,983	(2,534)
Deferred Outflows from Pension	(104,952)	(844)
Deferred Inflows from Pension	(122,767)	38,186
Accounts Payable and Other Current Liabilities	32,967	(26,362)
Other Non-Capital receipts	11,721	11,507
Net Pension Asset/Liability	230,756	(75,764)
Net Other Post-employment Benefits Liability	20,622	(44,255)
Deferred Outflows from OPEB	(7,992)	5,767
Deferred Inflows from OPEB	(21,170)	24,497
Net Cash Used by Operating Activities	\$ (558,289)	\$ (534,546)

The accompanying Notes to Financial Statements are an integral part of these statements.

METROPOLITAN ATLANTA RAPID TRANSIT AUTHORITY
Statement of Cash Flows
For the Year Ended June 30, 2023

(Dollars in Thousands)
(with summarized financial information for the year ended June 30, 2022)

Supplemental Disclosure of Cash Flow Information	2023	2022
Noncash Activities:		
Capital Assets Included in Accounts Payable	\$ 45,715	\$ 28,197
Construction in Progress Financed Purchase	6,139	38,818
Amortization of Bond Premium, Discount, Bond Insurance and Loss on Debt Refunding	768	(5,455)
Interest Earnings on Lease	(11,556)	(11,470)
Interest Accrued on Lease	1,535	1,533
Unrealized Loss of Investments	—	2,036
Increase(Decrease) in Fair Value of Investments	5,605	609
Proceeds from Bond Refunding to Defeased Bonds	74,307	382,789
Amount paid for Defeased Bonds	(87,390)	(370,710)
Interest Expense - ESCO	954	1,011
Interest Income - ESCO	(69)	(5)
Summary of cash and cash equivalents reported on the Statement of Net Position:		
Cash and cash equivalents	\$ 69,593	\$ 46,147
Restricted cash and cash equivalents	2,990	5,512
Total cash and cash equivalents reported on the Statement of Net Position	<u>\$ 72,583</u>	<u>\$51,659</u>

METROPOLITAN ATLANTA RAPID TRANSIT AUTHORITY
Statement of Fiduciary Net Position
Fiduciary Funds
June 30, 2023

(Dollars in Thousands)
(with summarized financial information for the year ended June 30, 2022)

	<u>2023</u>	<u>2022</u>
	Pension and Other Employee Benefits	Pension and Other Employee Benefits
ASSETS		
Receivables:		
Employee Contributions	\$ 294	\$ 279
Employer Contributions	916	824
Other Receivables	22	—
Due from Brokers	4,893	3,279
Accrued Investment Income	1,554	1,172
Total Receivables	<u>7,679</u>	<u>5,554</u>
Investments at Fair Value:		
Equities	479,048	558,514
Partnerships	12,838	18,340
Mutual Funds	334,567	429,237
Fixed Income	242,861	270,360
Real Estate Funds	27,520	26,241
Derivatives	49	77
Short- term Investments	18,114	29,188
Total Investments	<u>1,114,997</u>	<u>1,331,957</u>
Total Assets	<u>\$ 1,122,676</u>	<u>\$ 1,337,511</u>
LIABILITIES		
Accounts Payable	\$ 556	\$ 631
Due to Brokers	15,156	16,008
Total Liabilities	<u>15,712</u>	<u>16,639</u>
NET POSITION		
Restricted for:		
Pensions	993,768	1,222,042
Postemployment Benefits other than Pensions	113,196	98,830
Total Net Position	<u>\$ 1,106,964</u>	<u>\$ 1,320,872</u>
Total Liabilities and Net Position	<u>\$ 1,122,676</u>	<u>\$ 1,337,511</u>

FINANCIAL SECTION 2023 Annual Comprehensive Financial Report Year Ended June 30, 2023

METROPOLITAN ATLANTA RAPID TRANSIT AUTHORITY
Statement of Changes in Fiduciary Net Position
Fiduciary Funds
For the Year Ended June 30, 2023

(Dollars in Thousands)
(with summarized financial information for the year ended June 30, 2022)

	<u>2023</u>	<u>2022</u>
	Pension and Other Employee Benefits	Pension and Other Employee Benefits
ADDITIONS		
Contributions:		
Employee	\$ 9,097	\$ 9,385
Employer	31,886	40,107
Total Contributions	<u>40,983</u>	<u>49,492</u>
Investment Income		
Interest and Dividends	13,409	12,281
Net Increase (Decrease) in Fair Value of Investments	(173,816)	123,073
Real Estate Income	1,009	907
Securities Lending Income	77	43
Total Investment Earnings (Loss)	<u>(159,321)</u>	<u>136,304</u>
Less Investment Costs		
Investment Activity Costs	3,129	(3,152)
Securities Lending Costs	27	(15)
Net Investment Earnings (Loss)	<u>(162,477)</u>	<u>133,137</u>
Total Additions	<u>(121,494)</u>	<u>182,629</u>
DEDUCTIONS		
Benefits Paid to Participants or Beneficiaries	80,917	76,949
Medical, Dental, and Life Insurance for Retirees	10,266	13,039
Administrative Expenses	1,231	877
Total Deductions	<u>92,414</u>	<u>90,865</u>
Net increase in Fiduciary Net Position	(213,908)	91,764
NET POSITION RESTRICTED		
Net Position, July 1	1,320,872	1,229,108
Net Position, June 30	<u>\$ 1,106,964</u>	<u>\$ 1,320,872</u>

METROPOLITAN ATLANTA RAPID TRANSIT AUTHORITY
Notes to the Financial Statements
June 30, 2023
(Dollars in Thousands)

1. SUMMARY OF SIGNIFICANT ACCOUNTING POLICIES

Basis of Presentation - The Metropolitan Atlanta Rapid Transit Authority (“MARTA”) was formed as a joint public instrumentality of the City of Atlanta and the counties of Fulton, DeKalb, Cobb, Clayton, and Gwinnett by action of the General Assembly of the State of Georgia (the “MARTA Act”) to design and implement a rapid transit system for the Atlanta metropolitan area. MARTA operates a bus, light rail, and rapid rail transportation system and continues to develop and construct further improvements to its integrated bus/rail transportation system.

In order to measure the costs of providing mass transportation services, the revenues from those services and required subsidies, MARTA has adopted the accounting principles and methods appropriate for a governmental enterprise fund. This complies with the MARTA Act and Sales Tax Bond Trust Indenture legal requirements that all accounting systems and records, auditing procedures and standards, and financial reporting shall conform to generally accepted principles of governmental accounting.

The following is a summary of the more significant accounting policies of MARTA:

Reporting Entity - MARTA is a municipal corporation governed by a fifteen-member board of directors. As defined by the Governmental Accounting Standards Board (“GASB”), the financial reporting entity is comprised of the primary government and its component units. The primary government includes all departments and operations of MARTA, which are not legally separate organizations. Component units are legally separate organizations, which are fiscally dependent on MARTA or for which MARTA is financially accountable, or which raises and holds economic resources for the direct benefit of MARTA. An organization is fiscally dependent if it must receive MARTA’s approval for its budget, levying of taxes, or issuance of debt. MARTA is financially accountable for an organization, most of the organization’s board, and either a) could impose its will on the organization or b) there is the potential for the organization to provide a financial benefit to or impose a financial burden on MARTA. The reporting entity of MARTA consists solely of the primary government. MARTA has no component units.

MARTA is a jointly governed organization. Of its fifteen-member board, three members are appointed by Fulton County, four members by DeKalb County, two members by Clayton County, three members by the City of Atlanta, and one member by the Governor. In addition, the Commissioner of the State Department of Transportation and the Executive Director of the Georgia Regional Transportation Authority serve as *ex-officio* members of the Board. None of the participating governments appoint a majority of MARTA’s Board and none have an ongoing financial interest or responsibility. None of the participating governments had any significant financial transactions with MARTA during fiscal year ended June 30, 2023.

METROPOLITAN ATLANTA RAPID TRANSIT AUTHORITY
Notes to the Financial Statements
June 30, 2023
(Dollars in Thousands)

1. SUMMARY OF SIGNIFICANT ACCOUNTING POLICIES (continued)

Basis of Accounting - The accompanying basic financial statements are reported using the *economic resources measurement focus* on the *accrual basis of accounting*, under which revenues are recognized when earned and measurable and expenses are recognized when they are incurred, if measurable.

The financial statements include certain prior year summarized comparative information in total but not at the level of detail required for a presentation in conformity with generally accepted accounting principles. Accordingly, such information should be read in conjunction with MARTA's financial statements for the year ended June 30, 2022, from which the summarized information was derived.

The preparation of financial statements in conformity with accounting principles generally accepted in the United States of America requires management to make estimates and assumptions that affect the reported amounts of assets and liabilities, and disclosure of contingent assets and liabilities at the date of the financial statements, and the reported amounts of revenues and expenses during the reporting period. Actual results could differ significantly from those estimates.

Cash and Cash Equivalents - MARTA considers all highly liquid debt securities with an original maturity of no more than three months at date of purchase to be cash equivalents except repurchase agreements and restricted investments, which are classified as investments.

Investments - MARTA's investments are generally reported at fair value based on quoted market prices. Guaranteed investment contracts, which are considered non-participating, are reported at amortized cost. U.S. Treasury and Agency obligations and Prime Banker's Acceptances are reported at amortized cost if MARTA acquires them within one year of maturity. Repurchase agreements, FDIC Public funds, and certificates of deposit are reported at cost.

Investments Held to Pay Lease Obligations - To fund certain future obligations under capital leases resulting from various Lease-in/Lease-out ("LILLO") transactions, MARTA has invested funds in government agency bonds and notes, and guaranteed investment contracts. The maturities of these investments have been tied to the payment dates identified in the underlying LILLO agreements.

In addition, to fund obligations under the master lease purchase agreement with Pinnacle Public Finance, MARTA established an escrow account with the Bank of New York Mellon Trust Company to make payments for improvements listed in the referenced agreement.

Lease Receivables - MARTA is a lessor of several properties. The associated lease receivables are calculated at the present value of lease payments expected to be received over the term of the leases.

Derivative Financial Instruments - Derivative financial instruments are reported at fair value. A hedging derivative instrument significantly reduces financial risk by substantially offsetting the changes in cash flows or fair values of the item the derivative is associated with. The annual changes in the fair value of a hedging derivative instrument are reported as deferred inflows and deferred outflows on the Statements of Net Position if meeting the requirements of an effective hedge. Derivative instruments not designated as an accounting hedge are classified as an investment derivative.

METROPOLITAN ATLANTA RAPID TRANSIT AUTHORITY
Notes to the Financial Statements
June 30, 2023
(Dollars in Thousands)

1. SUMMARY OF SIGNIFICANT ACCOUNTING POLICIES (continued)

Changes in fair values of investment derivative instruments, including hedging derivative instruments that are determined to be ineffective, are reported as nonoperating revenues (expenses) on the Statements of Revenues, Expenses, and Changes in Net Position. See Note 9 for further information on these instruments.

Inventories - Materials (principally maintenance parts) and supplies inventories are stated at average cost and accounted for on the consumption method.

Capital Assets - Capital assets are carried at cost and depreciated using the straight-line method based on the estimated useful lives of the related assets, as follows:

Rail system and buildings	5 - 50 years
Transportation equipment	5 - 20 years
Other property and equipment	3 - 20 years
Right-to-use lease for rail system and buildings	5 - 15 years
Right-to-use lease for transportation equipment	5 - 15 years
Right-to-use lease for other property and equipment	5 - 15 years
SBITA (Subscription-Based IT Arrangements)	2 - 5 years

MARTA uses a five-thousand dollar capitalization threshold for its capital assets. Donated properties are reported at the estimated fair market value on the date donated. When assets are sold or retired, the cost of the asset and related accumulated depreciation is removed from the accounts and the resulting gain or loss, if any, is charged to non-operating revenue or expense.

Ordinary maintenance and repairs are charged to expense as incurred, while property additions and betterment are capitalized. MARTA capitalizes, as a cost of its constructed assets, the interest expense based upon the weighted average cost of borrowings of MARTA.

Deferred Outflows and Inflows of Resources - Deferred outflows of resources are a consumption of net assets by MARTA that is applicable to a future period and has a positive effect on net position like an asset.

Deferred inflows of resources are an acquisition of net assets by MARTA that is applicable to a future period and has a negative effect on net position like a liability.

Unearned Revenues - Included in Unearned Revenues is the remaining unamortized balance of the unearned amount from the lease agreement on Parking. The unearned lease payment is being amortized over the remaining lives of the lease on a straight-line basis. See Note 11 for further information.

Right to use Assets and Lease Liabilities - MARTA is a lessee on several contracts which resulted in the reporting of right to use assets and lease liabilities calculated at the present value of lease payments expected over the term of the lease and remeasured for any change in lease payment or lease modification. The lease liabilities are reduced as payments are made and interest expense is recognized for the period.

METROPOLITAN ATLANTA RAPID TRANSIT AUTHORITY
Notes to the Financial Statements
June 30, 2023
(Dollars in Thousands)

1. SUMMARY OF SIGNIFICANT ACCOUNTING POLICIES (continued)

Right to use SBITA Assets and Lease Liabilities - MARTA has contracts that convey control of the right to use another party's IT software alone or in combination with tangible capital assets, as specified in a contract over a period of time. The initial liability is measured as the present value of the total subscription payments during the term. The SBITA liabilities are reduced as the payments are made and interest expense is recognized for the given period.

Bond Proceeds, Premiums, Discounts, Issue Costs, and Losses on Refunding - Proceeds from the issuance of Sales Tax Revenue Bonds are initially deposited with the Bond Trustee in a Construction Fund as required by the Trust Indenture between MARTA and the Trustee. MARTA requisitions the funds as needed for construction of the transit system.

Bond premiums and discounts are amortized using the bond outstanding method, which is materially consistent with the effective interest method, over the term of the related debt. Losses on debt refunding are included in deferred outflows of resources and amortized over the shorter of the life of the refunded debt or the new debt, principally using the bond outstanding method. Debt issuance costs are fully expensed at issuance except for bond insurance costs which are amortized on a straight-line basis over the life of the related bond.

Fare Revenues - Passenger fares are recorded as revenue at the time of sales except for stored cash value, which is recorded at the time services are performed.

Subsidies, Grants and Contributions - MARTA receives grant funds from the Federal Transportation Administration ("FTA") for a substantial portion of its capital acquisitions. Assets acquired in connection with capital grant funds are included in capital assets. These grants generally require a local funding match by MARTA at a stipulated percentage of total project costs. Capital grant agreements with FTA provide for FTA holding a continuing interest in properties acquired and restricting the use of such properties to providing mass transportation services. MARTA reports donated capital assets as contributions. All donated capital assets along with grants for capital asset acquisition, facility development, and rehabilitation are reported in the Statements of Revenues, Expenses, and Changes in Net Position, after nonoperating revenues and expenses as Capital Grants and Contributions.

MARTA also receives grant funds from the FTA for operating assistance such as preventive maintenance. Grants for operating assistance are reported as Federal Revenues on the Statements of Revenues, Expenses and Changes in Net Position as part of the nonoperating revenues and expenses.

Coronavirus Response and Relief Supplemental Appropriations Act - Coronavirus Response and Relief Supplemental Appropriations Act of 2021 (CRRSAA) was signed into law on December 27, 2020 which includes funding in supplemental appropriations for COVID-19 relief. This funding helps to support the transit industry during the COVID-19 public health emergency. The CRRSAA Act, through FTA formula funding provisions, provided MARTA with \$33,525 of operating assistance, of which \$101 was utilized in the current fiscal year.

Federal Transit Administration America Rescue Funds - The American Rescue Plan Act of 2021 (ARP), was signed into law on March 11, 2021 to support the nation's public transportation systems as they continue to respond to the COVID-19 pandemic. ARP, through the FTA formula funding provisions, provided MARTA with \$285,686 of operating assistance, of which the remaining \$138,678 was utilized in the current fiscal year. Thus, all ARP funding has been exhausted.

METROPOLITAN ATLANTA RAPID TRANSIT AUTHORITY
Notes to the Financial Statements
June 30, 2023
(Dollars in Thousands)

1. SUMMARY OF SIGNIFICANT ACCOUNTING POLICIES (continued)

Net Position - Net position presents the difference between assets, liabilities, and deferred outflows/inflows of resources in the Statements of Net Position. Net position pertaining to investment in net capital assets is reduced by the outstanding balances of any borrowing used for the acquisition, construction, or improvement of those assets. Net position components are reported as restricted when there are legal limitations imposed on their use by laws or regulations of other governments or external restrictions by creditors or grantors. Unrestricted net position may be designated for specific purposes at the option of the MARTA Board of Directors. If restricted and unrestricted net positions are available for the same purpose, then the restricted position will be used before the unrestricted position.

Fiduciary Funds - Fiduciary funds are used to account for resources held for the benefit of parties outside of MARTA. Fiduciary funds are not reflected in the primary financial statements because the resources of those funds are not available to support projects or expenses owned or generated by MARTA, rather these funds are accounted for in separate financial statements. The financial statements that contain the fiduciary funds are the Statement of Fiduciary Net Position and the Statement of Changes in Fiduciary Net Position.

The component units included in the fiduciary funds' statements are:

- MARTA/ATU Local 732 Employees Retirement Plan
- Non-Represented Pension Plan
- Other Post-Employment Benefits (OPEB) Plan

Budgetary Controls - An annual operating and capital budget is developed by MARTA's Management. After a public hearing the proposed budget is revised, if necessary, finalized and adopted by MARTA's Board of Directors.

The budget is prepared on the same basis of accounting as the financial statements except that depreciation, interest expense, gains (losses) on sale of property, unrealized gains (losses) on investments and other nonoperating expenses are not budgeted. Management control for the operating budget is maintained at the expenditure category levels. Management has flexibility of reprogramming funds with respect to a cost center and with an approval of budget staff if the total budget authorization is not exceeded. Capital expenditures are controlled at the budget line item.

Cost Allocation - MARTA allocates certain general and administrative expenses to transit operations and capitalizes certain of these expenses in construction in progress based on its cost allocation plan prepared in accordance with FTA guidelines. General and administrative expenses not allocable to either transit operations or construction in progress under FTA guidelines are reflected as nonoperating general and administrative expense in the accompanying Statements of Revenues, Expenses, and Changes in Net Position.

Operating Revenues and Expenses - Fare and parking revenue from transporting passengers, concessions, and advertising are reported as operating revenues. Transactions that are capital, financing, or investing related, or which cannot be attributed to MARTA's transportation focus, are reported as nonoperating revenues. All expenses related to operating the bus and rail system are reported as operating expenses. Interest expenses, financing costs, and planning costs are reported as nonoperating expenses.

METROPOLITAN ATLANTA RAPID TRANSIT AUTHORITY
Notes to the Financial Statements
June 30, 2023
(Dollars in Thousands)

1. SUMMARY OF SIGNIFICANT ACCOUNTING POLICIES (continued)

Compensated Absences - MARTA employees are granted annual paid time off and vacation in varying amounts. A liability is recognized for amounts of accrued annual paid time off and vacation leave and related benefits attributable to services already rendered and for which it is probable that compensation will be paid. A liability for accumulated unused sick leave is not recognized since it is not paid upon termination or retirement. Upon retirement, unused accumulated sick leave may be counted as credited service for pension benefit calculation purposes.

Adoption of New Accounting Pronouncements Effective for the Fiscal Year Ended June 30, 2023

GASB Statement No. 91, *Conduit Debt Obligation* ("GASB 91") provides guidance on reporting requirements for conduit debt obligations by issuers. This standard eliminates diversity in practice relating to commitments extended by issuers, arrangements associated with conduit debts and their notes disclosures. It clarifies the definition of conduit debts, establishes standards for accounting and financial reporting of additional commitment extended by issuers and improves note disclosures to users. There was no impact as a result of adopting this standard.

GASB Statement No. 94, *Public-Private and Public-Public Partnership and Availability Payment Arrangements* ("GASB 94") provides guidance on public-private and public-public partnership arrangements (PPPs), service concession arrangements (SCA) and availability payment arrangements (APAs). This statement defines PPPs, SCAs and APAs, establishes uniform guidance on accounting and financial reporting for transactions that meet the definitions, and provides guidance on reporting requirements.

The objective of this statement is to provide financial statement users with more relevant and reliable information on these arrangements, create greater consistency, and enhance the usefulness of governments' financial statements.

GASB 94 requires a restatement of beginning balances, if practicable, for all periods presented. If restatement for prior periods is not practicable, the cumulative effect of applying this statement should be reported as a restatement of beginning net position.

MARTA adopted GASB 94 in Fiscal Year 2023. There was no impact as a result of adopting this statement

GASB Statement No. 96, *Subscription-Based Information Technology Arrangement* ("GASB 96") establishes a single model for subscription-based information technology arrangements (SBITA) accounting based on the principle that SBITA contracts are financings of the right to use another party's asset alone or with tangible capital assets for a period in time in an exchange transaction. The adoption of this statement requires MARTA to recognize a SBITA liability and an intangible right-to-use SBITA asset.

The objective of this statement is to establish uniform accounting and financial reporting requirements for SBITAs, improve the comparability of financial statements among governmental entities, and enhance the consistency, relevance, reliability and understandability of information about SBITA activities of governments.

GASB 96 requires a restatement of beginning balances, if practicable, for all periods presented. If restatement for prior periods is not practicable, the cumulative effect of applying this statement should be reported as a restatement of beginning net position.

METROPOLITAN ATLANTA RAPID TRANSIT AUTHORITY
Notes to the Financial Statements
June 30, 2023
(Dollars in Thousands)

1. SUMMARY OF SIGNIFICANT ACCOUNTING POLICIES (continued)

Adoption of New Accounting Pronouncements Effective for the Fiscal Year Ended June 30, 2023

MARTA adopted GASB 96 in Fiscal Year 2023. The impact of the adoption is summarized below:

Impact on Financial Statements Balances as of July 1, 2022

Right to Use Asset SBITA Assets	\$9,785
SBITA Liability	\$(8,658)
Prepaid Assets	\$(1,127)

New Accounting Pronouncements Effective in Future Periods or Not Applicable - MARTA has not determined the impact of adopting the following statements:

<u>No.</u>	<u>GASB Statement</u>	<u>Fiscal Year</u>	<u>Applicable to MARTA</u>
	Implementation Guide No. 2021-1. Question 5.1	2024	Yes
99	Omnibus 2022- Financial Guarantees and Derivative	2024	No
100	Accounting Changes and Error Corrections-An Amendment to GASB 62	2024	Yes
101	Compensated Absences	2025	Yes
	Implementation Guide No. 2023-1	2024	Yes

METROPOLITAN ATLANTA RAPID TRANSIT AUTHORITY
Notes to the Financial Statements
June 30, 2023
(Dollars in Thousands)

2. CASH AND INVESTMENTS

Cash - At June 30, 2023 the carrying amount of MARTA's total cash on hand was \$1,267.

At June 30, 2023, the carrying amount of MARTA's total cash on deposit was \$71,316. Included in the bank balance of \$70,856, \$938 was covered by federal depository insurance and \$69,918 was collateralized by government securities held by the pledging financial institution's trust department or agent in MARTA's name.

Investments - Georgia statutes authorize MARTA to invest in U.S. Government obligations, U.S. Government agency obligations, obligations of any instrumentality of the U.S. Government, or in repurchase agreements collateralized by any of the aforesaid securities, or in State of Georgia obligations, or in the State of Georgia sponsored investment pool or in other obligations or instruments as allowed by Georgia Law.

Under the terms of MARTA's Sales Tax Revenue Bond Trust Indenture, MARTA may not invest in securities with a remaining term to maturity greater than five years from the purchase date. In addition, MARTA requires that repurchase agreement collateral must have a fair value ranging from 101% to 106% of the cost of the repurchase agreement, depending upon the maturity date and type of security. MARTA's policy states that collateral pledged for repurchase agreements and not delivered to MARTA's safekeeping agent must be held by the pledging bank's trust department in MARTA's name. Investments held and managed by an independent trustee are not subject to these restrictions.

Fair Value Measurements - To the extent available, MARTA's investments are recorded at fair value and the derivatives are recorded at fair value level 2 using quoted prices for similar assets or liabilities in active markets as of June 30, 2023. GASB Statement No. 72 - Fair Value Measurement and Application, defines fair value as the price that would be received to sell an asset or paid to transfer a liability in an orderly transaction between market participants at the measurement date. This statement establishes a hierarchy of valuation inputs based on the extent to which the inputs are observable in the marketplace. Inputs are used in applying the various valuation techniques and consider the assumption that market participants use to make valuation decisions. Inputs may include price information, credit data, interest and yield curve data, and other factors specific to the financial instrument. Observable inputs reflect market data obtained from independent sources. In contrast, unobservable inputs reflect the entity's assumptions about how market participants would value the financial instrument. Valuation techniques should maximize the use of observable inputs to the extent available.

METROPOLITAN ATLANTA RAPID TRANSIT AUTHORITY
Notes to the Financial Statements
June 30, 2023
(Dollars in Thousands)

2. CASH AND INVESTMENTS (continued)

A financial instrument's level within the fair value hierarchy is based on the lowest level of any input that is significant to the fair value measurement. The following describes the hierarchy of inputs used to measure fair value and the primary valuation methodologies used for financial instruments measured at fair value on a recurring basis:

Level 1 - Investments whose values are based on quoted prices (unadjusted) for identical assets (or liabilities) in active markets that a government can access at the measurement date.

Level 2 - Investments with inputs, other than quoted prices included within Level 1, that are observable for an asset (or liability), either directly or indirectly. Furthermore, if an asset or liability has a specified term to maturity, then to qualify for Level 2 designation, an input must be observable for substantially the full term to maturity of the asset or liability. Level 2 inputs include the following:

- a. Quoted prices for similar assets or liabilities in active markets.
- b. Quoted prices for identical or similar assets or liabilities in markets that are not active, that is, markets in which there are few transactions for the asset or liability, the prices are not current, or price quotations vary substantially either over time or among market makers (for example, some brokered markets), or in which little information is released publicly (for example, a principal-to-principal market).
- c. Inputs other than quoted prices that are observable for the asset or liability (for example, interest rates and yield curves observable at commonly quoted intervals, implied volatilities, prepayment speeds, loss severities, credit risks, and default rates).
- d. Inputs that are derived principally from corroborated by observable market data by correlation or other means (market-corroborated inputs).

METROPOLITAN ATLANTA RAPID TRANSIT AUTHORITY
Notes to the Financial Statements
June 30, 2023
(Dollars in Thousands)

2. CASH AND INVESTMENTS (continued)

As of June 30, 2023, MARTA had the following investments and maturities:

Investment Type	Valuation Measurement Method	Investment Maturities (in Years)				
		Value	Less than 1	1 - 5	6 - 10	More than 10
Repurchase Agreements	Cost	\$ 501,127	\$ 501,127	\$ —	\$ —	\$ —
U.S. Treasuries	Fair value -Level 1	191,996	185,273	6,723	—	—
U.S. Agencies	Fair value -Level 1	182,715	166,023	16,647	45	—
FDIC Public Fund	Cost	54,418	54,418	—	—	—
Municipal - FDIC	Cost	8,280	7,965	315	—	—
Supranational Bonds	Cost	55,633	47,633	8,000	—	—
Guaranteed Inv Contracts	Amortized Cost	32,424	—	—	—	32,424
Total		\$ 1,026,593	\$ 962,439	\$ 31,685	\$ 45	\$ 32,424

Interest Rate Risk - The risk that changes in interest rates will adversely affect the fair value of financial instruments or cash flows. As a means of limiting its exposure to this, MARTA's investment policy prohibits investments in U.S. Treasuries and Agencies and State Obligations with maturities greater than five years and six months at the date of purchase.

The policy also limits Repurchase Agreements to three months from the date of purchase. Investments held and managed by an independent trustee are not subject to these restrictions.

METROPOLITAN ATLANTA RAPID TRANSIT AUTHORITY
Notes to the Financial Statements
June 30, 2023
(Dollars in Thousands)

2. CASH AND INVESTMENTS (continued)

Credit Quality Risk - The risk that an issuer or other counterparty to an investment will not fulfill its obligations. The exposure of MARTA's debt securities to credit quality risk as of June 30, 2023 is as follows:

<u>Investment Type</u>	<u>Book Value</u>	<u>Credit Rating</u>	<u>Rating Agency</u>
Repurchase Agreements	\$ 501,127	A1/P-1	Moody's/S&P
U.S. Treasuries	191,996	AAA/AA+	Moody's/S&P
U.S. Agencies	182,715	AAA/AA+	Moody's/S&P
FDIC Public Fund	54,418	AAA/AA+	Moody's/S&P
Municipal-FDIC	8,280	AA2/AA-	Moody's/S&P
Supranational Bonds	55,633	AAA/AAA	Moody's/S&P
Guaranteed Inv Contracts	32,424	A-2/P-2/A-/Baa1/Ba1	Moody's/S&P
	<u>\$ 1,026,593</u>		

Concentration of Credit Risk - The risk of loss that may be attributed to the magnitude of a government's investment in a single issuer. MARTA does not hold more than 5% in any single issuer, other than investments related to the U.S. Government.

Custodial Credit Risk - For an investment, custodial credit risk is the risk that, in the event of the failure of the counterparty, MARTA will not be able to recover deposits or will not be able to recover collateral securities that are in the possession of an outside party. At June 30, 2023 included in the investments of \$1,026,593 were \$9,708 of securities held by a trustee not in the name of MARTA. These investments are the only securities not held in MARTA's name as per the terms of a trust agreement between MARTA and a railroad company.

Foreign Currency Risk - The risk that changes in exchange rates will adversely impact the fair value of an investment. MARTA is not exposed to this risk and its investment policy does not provide for investments in foreign currency denominated securities.

METROPOLITAN ATLANTA RAPID TRANSIT AUTHORITY
Notes to the Financial Statements
June 30, 2023
(Dollars in Thousands)

3. RESTRICTED ASSETS

Restricted assets consist of the following for the year ended June 30, 2023:

Restricted Cash and Investments:	2023
Sinking Fund	\$ 95,637
Other-SB 115 10% PY Operating Revenue	68,596
Investment Held to Pay Lease Obligation	32,424
Railroad Trust Fund Agreement	9,668
Pinnacle Escrow Cash	<u>1,514</u>
Total Restricted Cash and Investments	<u>\$ 207,839</u>

The amounts held in Sinking Funds are restricted for the payment of bond principal and interest as they become due and to the maintenance of the required reserve amounts (see Note 7).

The Georgia Legislature passed SB115 requiring MARTA to maintain in reserve ten percent of its prior fiscal year's operating revenue. Said operating budget reserve shall be utilized for ongoing operating expenses only in those circumstances requiring its use due to worsened economic conditions in the Atlanta region, or catastrophic loss such as an act of God or terrorism. The reserve is maintained in the Unified Reserved Portfolio which is comprised of restricted and unrestricted asset. MARTA maintains a floor that is greater than 10% of its prior year operating revenue to comply with the SB115 requirement and the value of the floor equates to the value of the restricted assets within the portfolio. The value of the assets above the floor are considered unrestricted assets in the portfolio.

Investments held to pay lease obligations represent investments held by trustees to be used for lease payments under MARTA's LILO arrangements.

Under the terms of the railroad trust fund agreement between MARTA and a railroad company (the "Railroad"), MARTA has agreed to pay certain costs of purchasing insurance to protect the Railroad against the risk of liability from injury or damage to MARTA's passengers, employees, and property which may result from the Railroad's operations. At June 30, 2023, MARTA had placed certain investments in a special trust fund to guarantee its performance under this agreement. Interest earned on these funds are unrestricted.

An escrow cash account is maintained in MARTA's name as part of the Pinnacle Lease. The funds in the escrow are restricted to pay for the energy savings capital improvements. Interest earned in the escrow account is recorded as non-operating revenue.

METROPOLITAN ATLANTA RAPID TRANSIT AUTHORITY
Notes to the Financial Statements
June 30, 2023
(Dollars in Thousands)

4. SALES AND USE TAX

Under the MARTA Act, the Rapid Transit Contract and Assistance Agreement with Fulton and DeKalb Counties and the City of Atlanta and the Rapid Transit Contract with Clayton County, MARTA receives proceeds from the collection of a sale and use tax within Fulton, DeKalb and Clayton Counties and the City of Atlanta. In these jurisdictions, a sales and use tax of 1% is levied for the exclusive use of MARTA. The tax is levied at 1% until 2057 and will be reduced to ½% thereafter. Beginning in April 2017, an additional sale and use tax of ½% is levied in the City of Atlanta for the purpose of expanding and enhancing MARTA transit service in the City of Atlanta.

In 2015, the Georgia General Assembly permanently eliminated the prior requirement mandating that MARTA spend no more than 50% of the annual sales and use tax proceeds to subsidize the operating costs of the System. Removal of this provision provides MARTA with additional flexibility to manage its resources.

During the year ended June 30, 2023 MARTA used 34% of the sales and use tax proceeds to subsidize the net operating costs.

5. FARE REVENUE

The MARTA Act places certain requirements on the rates that MARTA is to charge for transportation services provided.

The rates charged to the public for transportation services must be such that the total transit related revenues are no less than 35% of the operating costs, exclusive of depreciation and amortization, and other costs and charges as provided in the MARTA Act, of the preceding fiscal year.

Under provisions of amendments to the MARTA Act, all revenues, except the sales and use taxes, are included in transit related revenues for purposes of this calculation.

Transit related revenues for the year ended June 30, 2023 was 77.2% of operating costs of the previous fiscal year as defined under the MARTA Act.

METROPOLITAN ATLANTA RAPID TRANSIT AUTHORITY
Notes to the Financial Statements
June 30, 2023
(Dollars in Thousands)

6. CAPITAL ASSETS

Capital asset activities for the year ended June 30, 2023 were as follows:

	Balance June 30, 2022	GASB 96 Implementation	Additions	Decreases	Balance June 30, 2023
Capital assets, not being depreciated/amortized:					
Land	\$ 591,113	—	\$ 9,356	\$ —	\$ 600,469
Construction in progress	384,509	—	212,554	(180,915)	416,148
Total capital assets not being depreciated/amortized	975,622	—	221,910	(180,915)	1,016,617
Capital assets being depreciated/amortized:					
Rail systems & buildings	4,154,179	—	88,252	(146)	4,242,285
Transportation equipment	1,615,664	—	33,132	(17,222)	1,631,574
Furniture/fixtures/equipment/vehicles	1,693,948	—	44,329	(7,263)	1,731,014
Right-to-use equipment	3,455	—	—	—	3,455
Right-to-use building	921	—	—	—	921
SBITA asset	—	9,785	—	—	9,785
Total capital assets being depreciated/amortized	7,468,167	9,785	165,713	(24,631)	7,619,034
Less accumulated depreciation/amortization for:					
Rail systems & buildings	(2,784,463)	—	(114,729)	146	(2,899,046)
Transportation equipment	(1,255,731)	—	(73,176)	17,207	(1,311,700)
Furniture/fixtures/equipment/vehicles	(1,318,835)	—	(57,196)	7,205	(1,368,826)
Right-to-use equipment amortization	(956)	—	(352)	—	(1,308)
Right-to-use building amortization	(152)	—	(77)	—	(229)
SBITA amortization	—	—	(4,620)	—	(4,620)
Total accumulated depreciation/amortization	(5,360,137)	—	(250,150)	24,558	(5,585,729)
Total capital assets being depreciated/amortized, net	2,108,030	9,785	(84,437)	(73)	2,033,305
Capital assets, net	\$ 3,083,652	\$ 9,785	\$ 137,473	\$ (180,988)	\$ 3,049,922

During the year ended June 30, 2023, new land parcels were listed as assets are but not being depreciated or amortized. The land additions cause the decrease in construction in progress to be greater than the increase in capital assets. The variance of \$9,356 is the addition of new land parcels from Clayton County facility and a \$5,846 CIP adjustment to a land parcel.

METROPOLITAN ATLANTA RAPID TRANSIT AUTHORITY
Notes to the Financial Statements
June 30, 2023
(Dollars in Thousands)

7. LONG-TERM DEBT

Long-term debt activities for the year ended June 30, 2023 were as follows:

<u>Series</u>	<u>Year Issued</u>	<u>Principal Issued</u>	<u>Years of Maturity</u>	<u>Interest Rates</u>	<u>Balance June 30, 2022</u>	<u>Additions</u>	<u>Principal Retirements</u>	<u>Balance June 30, 2023</u>
Sales Tax Revenue Bonds:								
2007A	2007	145,725	2033	5.25%	\$ 136,735	\$ —	\$ (136,735)	\$ —
2012A	2012	311,075	2041	3.00%-5.00%	1,470	—	(1,470)	—
2014A	2015	286,700	2044	3.00%-5.00%	15,005	—	(7,360)	7,645
2015A	2015	87,015	2045	5.00%	—	—	—	—
2015B	2015	88,485	2045	2.00%-5.00%	87,330	—	(1,195)	86,135
2015C	2015	93,085	2029	5.00%	93,085	—	—	93,085
2016A*	2015	90,260	2029	5.00%	38,120	—	(12,420)	25,700
2016B	2016	242,985	2029	5.00%	242,985	—	—	242,985
2017A	2017	100,815	2047	3.00%-4.00%	100,815	—	—	100,815
2017C	2018	263,545	2039	3.25%-5.00%	261,260	—	(650)	260,610
2017D	2018	55,845	2030	4.00%-5.00%	55,450	—	(120)	55,330
2018A	2019	165,875	2025	3.00%-4.00%	132,710	—	(30,520)	102,190
2019A	2019	130,790	2047	3.00%-5.00%	130,790	—	—	130,790
2020A	2020	132,330	2047	3.00%-5.00%	132,330	—	—	132,330
2020B	2020	270,145	2040	0.20% - 2.68%	268,795	—	(33,635)	235,160
2021A	2021	117,500	2045	**FRN	117,500	—	—	117,500
2021C	2021	100	2026	**FRN	100	—	—	100
2021D	2021	275,630	2045	0.63%- 2.98%	275,630	—	(57,595)	218,035
2021E-1	2021	60,950	2040	3.00% - 5.00%	60,950	—	—	60,950
2021E-2	2021	32,983	2045	4.00% - 5.00%	32,983	—	—	32,983
2023A	2023	65,025	2040	5.00%	—	65,025	—	65,025
2023B	2023	112,505	2032	5.00%	—	112,505	—	112,505
Subtotal					\$ 2,184,043	\$177,530	\$ (281,700)	\$ 2,079,873
Less portion due within one year					(67,050)	7,570	—	(59,480)
Plus unamortized premium (discount)					103,499	23,549	(15,758)	111,290
Sales Tax Revenue Bonds total long-term portion					\$ 2,220,492	\$208,649	\$ (297,458)	\$ 2,131,683

* Bonds from Direct Placements

**FRN - Floating-Rate Note

METROPOLITAN ATLANTA RAPID TRANSIT AUTHORITY
Notes to the Financial Statements
June 30, 2023
(Dollars in Thousands)

7. LONG-TERM DEBT (continued)

Changes in Long Term Debt for the year ended June 30, 2023 were as follows:

	<u>Balance</u> <u>June 30, 2022</u>	<u>Increase</u>	<u>Decrease</u>	<u>Balance</u> <u>June 30, 2023</u>	<u>Due within</u> <u>One Year</u>
Revenue Bonds	\$ 2,028,323	\$ 177,530	\$ (269,280)	\$ 1,936,573	\$ (46,775)
Bonds From Direct Placement	155,620	—	(12,420)	143,200	(12,705)
Note Payable	100	—	—	100	—
Total	<u>\$ 2,184,043</u>	<u>\$ 177,530</u>	<u>\$ (281,700)</u>	<u>\$ 2,079,873</u>	<u>\$ (59,480)</u>

Variable rate assumed (3.79%) is based on definition provided in Third Master Trust Indenture: The current 25 years Revenue Bond Index (as of 7/01/2023).

Sales Tax Revenue Bonds - Principal on all the Sales Tax Revenue Bonds (the “Bonds”) is payable in an annual installment on July 1; interest is payable semi-annually on January 1 and July 1 on all Bonds in the preceding Long-Term table except the Series 2021A Bond and the Note Payable Series 2021C, in which interest is payable on the first day of each month for the previous month.

All the Bonds in the preceding Long-Term Debt tables are payable from and secured by the third lien on sales and use tax and title ad valorem tax receipts.

Currently 78.7% of the outstanding Bonds are redeemable at the discretion of MARTA within the next ten years at a price equal to par.

METROPOLITAN ATLANTA RAPID TRANSIT AUTHORITY
Notes to the Financial Statements
June 30, 2023
(Dollars in Thousands)

7. LONG-TERM DEBT (continued)

Annual debt service analysis of Principal and Interest for the year ended June 30, 2023 were as follows:

<u>Year Ending June 30</u>	<u>Bonds / Notes</u>		<u>Bonds from Direct Placements</u>	
	<u>Principal</u>	<u>Interest</u>	<u>Principal</u>	<u>Interest</u>
2024	\$ 46,775	\$ 69,997	\$ 12,705	\$ 3,569
2025	56,265	71,154	12,995	3,285
2026	66,390	68,938	—	2,978
2027	68,725	66,228	—	2,978
2028	71,190	63,251	—	2,978
2029-2033	407,645	266,749	—	14,908
2034-2038	503,445	176,247	—	14,900
2039-2043	454,220	82,548	67,420	14,355
2044-2048	261,918	17,954	50,080	3,785
	<u>\$ 1,936,573</u>	<u>\$ 883,066</u>	<u>\$ 143,200</u>	<u>\$ 63,736</u>

METROPOLITAN ATLANTA RAPID TRANSIT AUTHORITY
Notes to the Financial Statements
June 30, 2023
(Dollars in Thousands)

7. LONG-TERM DEBT (continued)

Amount due within one year on long-term debt for the year ended June 30, 2023 were as follows:

Series	Principal
2014A	\$ 7,645
2015B	1,225
2016A*	12,705
2017C	680
2017D	710
2018A	32,075
2020B	1,765
2021D	2,675
	\$ 59,480

* 2016A is a direct placement

MARTA's Board established a debt limit for the Sales Tax Revenue Bonds. The total annual debt service on such bonds is limited to no more than 45% of projected sales tax receipts for each year.

METROPOLITAN ATLANTA RAPID TRANSIT AUTHORITY
Notes to the Financial Statements
June 30, 2023
(Dollars in Thousands)

7. LONG-TERM DEBT (continued)

MARTA has pledged future sales tax and title ad valorem tax revenues to repay \$2,191,163 in sales tax revenue bonds issued in calendar years 2015, 2016, 2017, 2018, 2019, 2020, 2021, 2022 and 2023 of which \$2,131,683 is considered long-term debt. Proceeds from the bonds were used for the rehabilitation or expansion of MARTA's rail and bus systems. Principal and interest on the bonds are payable through FY2048, from the sales tax and title ad valorem tax revenues. Annual principal and interest on the bonds are expected to require no more than 45% of such net revenues. Principal and interest paid for in the year ended June 30, 2023 was \$140,361.

In April 2023, MARTA issued refunding green bonds Series 2023A in the amount of \$65,025 to refund portion of Bonds Series 2020B and Bonds Series 2021D. As a result, a total amount of \$87,390 is considered defeased, the liability for this bond and the corresponding assets in the trust accounts have been removed from MARTA's Statement of Net Position. As a result of the refunding, MARTA recognized a decrease in debt service of \$22,365 and economic gain of \$7,133. There are a variety of operational and financial covenants associated with the Bonds. Management believes that MARTA follows all such covenants.

MARTA legally defeased all the outstanding Series 2007A Bonds with available cash on April 25, 2023. The Series 2007A bonds are no longer outstanding under the indenture. They are secured solely by amounts on deposit in an escrow fund created pursuant to an Escrow Deposit Agreement dated as of April 25, 2023. MARTA did a Cash In-substance by using existing cash on hand to pay off higher early rate interest rate bonds for Series 2007A. Bond series 2007A has a \$127,260 outstanding debt which was defeased and cash was placed into an escrow account and invested at current higher rates.

MARTA issued its Sales Tax Revenue Bonds, Series 2023B in the aggregate principal amount of \$112,505, on May 11, 2023. The Authority used a portion of the proceeds of the Series 2023B Bonds for the purpose of financing various capital projects to enhance life safety and to maintain the transit system in a state of good repair and to pay all or a portion of the costs of issuing the Series 2023B Bonds. New money tax-exempt bonds (series 2023B) were issued in similar amount and amortized as the defeased Series 2007A bonds.

In prior years, MARTA has defeased various bond issued by creating separate irrevocable trust funds. New debt has been issued and the proceeds have been used to purchase U.S. Government securities that were placed in trust funds. The investments and fixed earnings from the investments are enough to fully service the defeased debt until the debt is called or matures. For financial reporting purposes, the debt has been considered defeased and, therefore, removed as a liability from MARTA's financial statements. As of June 30, 2023, the total outstanding escrow funds \$403,944 of these defeasance bonds remain outstanding.

METROPOLITAN ATLANTA RAPID TRANSIT AUTHORITY
Notes to the Financial Statements
June 30, 2023
(Dollars in Thousands)

7. LONG-TERM DEBT (continued)

MARTA's outstanding Sales Tax Revenue Bonds (the "Bonds") contain provisions that upon the occurrence of (1) failure to make payment of principal or interest when due, (2) failure to perform any covenant contained in the Bond indenture if such failure continues for 30 days after receipt by MARTA of written notice specifying such default, (3) if MARTA institutes bankruptcy proceedings, (4) any sum payable to MARTA under the terms of its Contract with the taxing jurisdictions is taken in custody under any court process, or (5) any of the taxing jurisdictions shall default in making any payments owed under the Contract or shall materially fail to comply with any provisions of the Contract, then the Trustee may, and upon the written request of the owners of more than 25% in aggregate principal amount of the Bonds shall, declare the principal of all Bonds outstanding and the interest accrued thereon immediately due and payable. All publicly traded and direct placement bonds are subject to the same default provisions under the Bond Indenture. The notice and cure period apply and the private placement bondholders have the same remedies as the other holders.

Sales and use tax revenues are initially deposited into a Sinking Fund held by the bond trustee as required by the Bond Trust Indentures. At June 30, 2023, amounts held in the Sinking Funds exceeded the amounts required to be held pursuant to the Bond Trust Indentures. All such amounts are classified as restricted cash and investments in the Statements of Net Position.

METROPOLITAN ATLANTA RAPID TRANSIT AUTHORITY
Notes to the Financial Statements
June 30, 2023
(Dollars in Thousands)

7. LONG-TERM DEBT (continued)

Following is a summary of activity in the Sinking Funds for the year ended June 30, 2023:

	2023
Balance, Beginning of the Year	\$ 104,695
Sales and Use Tax Proceeds	143,549
Investment Income	1,871
Principal and Interest Payments on Bonds	(140,361)
Debt Refunding	(214,650)
Excess of Sales Tax Withheld	198,943
Trustee Fees	115
Balance, End of the Year	\$ 94,162

At June 30, 2023, MARTA reported \$22,223 in deferred outflow of resources related to debt refunding cost for unamortized deferred loss on bonds refunding as follows:

**Deferred Outflows of Resources
Debt Refunding**

	2023
Unamortized Deferred Loss Bond Refunding	\$ 38,836
Current Year Amortization	(3,197)
Addition to Deferred Loss - Debt Refunding	(13,416)
Total Deferred Outflow of Resources - Debt Refunding	\$ 22,223

METROPOLITAN ATLANTA RAPID TRANSIT AUTHORITY
Notes to the Financial Statements
June 30, 2023
(Dollars in Thousands)

8. LONG-TERM LIABILITIES

Changes in Long-term Liabilities related to self-insurance reserves, other liabilities, financed purchase, and derivative liability for the year ended June 30, 2023 were as follow:

	<u>Balance</u> <u>June 30, 2022</u>	<u>Increase</u>	<u>Decrease</u>	<u>Balance</u> <u>June 30, 2023</u>	<u>Due within</u> <u>One Year</u>
Self-Insurance Reserves	\$ 53,492	\$ 36,501	\$ (31,149)	\$ 58,844	\$ 20,705
Other Liabilities	42,337	5,017	—	47,354	10,535
Financed Purchase	33,597	—	(2,006)	31,591	2,043
Derivative Liability	111	1,373	—	1,484	—
Total	<u>\$ 129,537</u>	<u>\$ 42,891</u>	<u>\$ (33,155)</u>	<u>\$ 139,273</u>	<u>\$ 33,283</u>

MARTA administers and maintains self-insured reserves for workers' compensation claims, automobile liability claims, public liability and property damage claims. MARTA carries excess insurance coverage for amounts exceeding the self-insured retentions.

Other liabilities include future minimum lease payments under Lease-in Lease-out (LILO) arrangements. These agreements provide for the lease of certain Authority's rail capital assets to a financial party lessee and the sublease of such capital assets back to MARTA for a specified term

MARTA holds a financed purchase agreement with Pinnacle Public Finance to finance multiple comprehensive energy savings capital projects.

The Authority maintains two hedging derivative instruments which must meet annual effectiveness tests.

METROPOLITAN ATLANTA RAPID TRANSIT AUTHORITY
Notes to the Financial Statements
June 30, 2023
(Dollars in Thousands)

9. DERIVATIVE FINANCIAL INSTRUMENTS

The fair value balances and notional amounts of hedging and investment derivative instruments outstanding and the corresponding changes in fair value of such derivative instruments for the year ended June 30, 2023, were as follows:

		Changes in Fair Value		
Fiscal Year	Classification	Change	Year End	Fair Value
		Amount	Amount	Notional
Hedging derivatives:				
Natural Gas Commodity Swaps	Deferred Outflow of resources	\$ (167)	\$ (704)	\$ 800
Diesel Commodity Swaps	Deferred Outflow of resources	(1,206)	(780)	2,016
Total		\$ (1,373)	\$ (1,484)	\$ 2,816

Hedging derivative instruments must meet annual effectiveness tests. MARTA assessed whether the hedging derivatives were highly effective in offsetting changes in fair value or cash flows of hedged items.

A derivative is effective if changes in a hedgeable item divided by changes in derivative is within a range of 80% to 125% in absolute terms. The test is also met if changes in derivative divided by changes in hedgeable item falls within range of 80% to 125%. The effective portion of changes in the fair value of derivatives that are designated and qualify as cash flow hedges are reported as deferred inflows and outflows in the Statement of Net Position. The gain or loss of the ineffective portion is recognized immediately in the Statement of Revenues, Expenses, and Changes in Net Position.

This risk could require MARTA to make a termination payment. MARTA mitigated the credit risk associated with its swaps by having entered into transactions with highly rated counterparties. MARTA also mitigated its concentration of credit risk by having diversified its swap transactions across two different counterparties.

Commodity Swap Agreements - In order to help plan its diesel and natural gas costs for the fiscal year and to protect itself against price volatility in the market prices of the commodities, MARTA has entered into commodity swap agreements to hedge low sulfur diesel and natural gas costs. This would reduce the value of the contract and MARTA could sell the contract at a loss, or likewise if the index prices are higher, the value of the contracts would increase, and MARTA could sell the contracts at a profit. It is possible that the index prices may be lower than the price at which MARTA committed to in the contracts. If MARTA continues to hold the contract until maturity, MARTA may make or receive termination payments to or from the counterparty to settle the obligation under the contract.

METROPOLITAN ATLANTA RAPID TRANSIT AUTHORITY
Notes to the Financial Statements
June 30, 2023
(Dollars in Thousands)

9. DERIVATIVE FINANCIAL INSTRUMENTS (continued)

MARTA mitigated the credit risk associated with its swaps by having entered into transactions with highly rated counterparties. MARTA also mitigated its concentration of credit risk by having diversified its swap transactions across two different counterparties.

MARTA has assessed whether the hedging derivatives were highly effective in offsetting changes in fair value or cash flows of hedged items. Based on the annual assessment, the commodity swap agreements met the effectiveness conditions of the dollar-offset method.

MARTA is exposed to the failure of the counterparty to fulfill the fuel contracts. The terms of the contracts include provisions for recovering the cost in excess of the guaranteed price from the counterparty should MARTA have to procure low sulfur diesel and natural gas on the open market.

Two contracts were terminated on June 30, 2023. A summary of agreements is as follows:

Execution Dates	Effective Dates	Termination Dates	Fixed Price	Counter Party	Net Settlement in FY 2023
Natural Gas:					
5/04/2022	7/01/2022	6/30/2023	6.327 per MMBtu	Fifth Third	\$ (460)
5/04/2022	7/01/2023	6/30/2024	6.327 per MMBtu	Fifth Third	\$ —
1/27/2023	3/01/2023	6/30/2024	3.448 per MMBtu	Cargill, Inc.	\$ —
4/05/2023	7/01/2023	6/30/2024	3.550 per MMBtu	JP Morgan	\$ —
4/05/2023	7/01/2024	6/30/2025	3.550 per MMBtu	JP Morgan	\$ —
Diesel:					
5/04/2022	7/01/2022	6/30/2023	3.061 per gallon	Cargill, Inc.	\$ (30)
5/04/2022	7/01/2023	6/30/2024	3.061 per gallon	Cargill, Inc.	\$ —

MARTA assesses the effectiveness of the commodity swaps transactions and whether these derivatives were highly effective in offsetting fluctuations in fair value of cash flows of hedged commodities. Based on the annual assessment, the commodity swap agreements met the effectiveness conditions of the dollar-offset method.

METROPOLITAN ATLANTA RAPID TRANSIT AUTHORITY
Notes to the Financial Statements
June 30, 2023
(Dollars in Thousands)

10. FINANCED PURCHASE OBLIGATIONS

Pinnacle Financed Purchase

MARTA entered into a master lease purchase agreement with Pinnacle Public Finance to finance the design construction, implementation, monitoring and maintenance of comprehensive energy savings capital projects. These projects will improve the energy efficiency of certain MARTA facilities and are expected to result in energy cost savings.

The net present value of the future payments has been recorded as financed purchase obligations.

The following is a schedule by year of the future minimum payments under the Pinnacle agreement as of June 30, 2023:

2024	\$	2,043
2025		1,514
2026		2,052
2027		2,369
2028		1,371
2029 - 2033		13,101
2034 - 2037		9,141
Present value of net minimum payments		31,591
Less: current principal maturities		(2,043)
Obligations under Financed Purchase - long term	\$	29,548
The liability of these obligation changed in 2023 and 2022 as follows:		
Outstanding - June 30, 2022	\$	33,597
Net change in obligation		(2,006)
Outstanding - June 30, 2023	\$	31,591

As part of this project, MARTA also entered into a performance assurance support services agreement with the contractor, Schneider Electric Buildings Americas, Inc. that provides an energy savings guarantee of \$55,357 over the course of 17 years. The energy services project savings is \$1,576 for the year ended June 30, 2023. Project was completed in May 2023.

METROPOLITAN ATLANTA RAPID TRANSIT AUTHORITY
Notes to the Financial Statements
June 30, 2023
(Dollars in Thousands)

11. LONG TERM LEASES AND SUBSCRIPTION-BASED INFORMATION TECHNOLOGY ARRANGEMENTS (SBITAs)

Lessor

During the year ended June 30, 2001, MARTA began a Transit Oriented Development Program whereby MARTA executed long-term ground leases for office, retail, and residential development. The AT&T Towers and related parking and retail space were completed at Lindbergh City Center in October 2002. Ground lease agreements for these initial TOD projects provide for various payments to be made to MARTA over several years. In 2013, MARTA began pursuing new opportunities for joint development and identified development partners at four rail stations: King Memorial, Edgewood/Candler Park, Avondale, and Chamblee. The development will take place at other stations throughout the system as more development partnerships are formed.

MARTA is a lessor for non-cancellable leases of land. Leases over 5 years may contain Options to Extend or can be amended to extend in exchange for an upfront payment to MARTA equal to the value of the extension but cannot be renewed.

Upon implementation of GASB 87, MARTA recognized lease receivable and deferred inflow of resources in the Statement of Net Position. Lease receivable is initially measured at the present value of payments expected to be received over the life of the leases using incremental borrowing rates. Subsequently, the lease receivable is reduced by the principal portion of the lease payments received.

MARTA recognized \$10,021 in lease-related interest revenue and \$6,466 in lease revenue associated with the lessor leases in fiscal year 2023.

METROPOLITAN ATLANTA RAPID TRANSIT AUTHORITY
Notes to the Financial Statements
June 30, 2023
(Dollars in Thousands)

11. LONG TERM LEASES AND SUBSCRIPTION-BASED INFORMATION TECHNOLOGY ARRANGEMENTS (SBITAs) (continued)

Future Lease and Interest Receivables (in thousands) are scheduled to be received as follows:

Fiscal Years	Principal	Interest	Total
2024	\$ 2,061	\$ 9,601	\$ 11,662
2025	1,459	9,660	11,119
2026	594	9,746	10,340
2027	497	9,836	10,333
2028	488	9,953	10,441
2029 - 2033	2,679	50,977	53,656
2034 - 2038	3,153	53,043	56,196
2039 - 2043	3,704	54,808	58,512
2044 - 2048	3,953	56,118	60,071
2049 - 2053	4,829	56,645	61,474
2054 - 2058	5,562	56,128	61,690
2059 - 2063	6,514	54,122	60,636
2064 - 2068	7,899	50,036	57,935
2069 - 2073	15,226	43,040	58,266
2074 - 2078	76,485	32,551	109,036
2079 - 2083	89,495	17,610	107,105
2084 - 2088	10,942	10,299	21,241
2089 - 2093	12,622	8,212	20,834
2094 - 2098	14,436	5,789	20,225
2099 - 2103	9,382	3,389	12,771
2104 - 2108	4,729	2,120	6,849
2109 - 2113	6,534	1,157	7,691
2114 - 2118	3,735	166	3,901
2119 - 2122	31	—	31
Total	\$ 287,009	\$ 605,006	\$ 892,015

METROPOLITAN ATLANTA RAPID TRANSIT AUTHORITY
Notes to the Financial Statements
June 30, 2023
(Dollars in Thousands)

11. LONG TERM LEASES AND SUBSCRIPTION-BASED INFORMATION TECHNOLOGY ARRANGEMENTS (SBITAs) (continued)

Deferred Inflow of Resources Related to Leases

The deferred inflow of resources is initially measured as the initial amount of the lease receivable. It is recognized as revenue over the life of the lease term on a straight-line basis. As of June 30, 2023, the deferred inflow of resources has a balance of \$297,630.

Lindbergh Partnership Parking Agreement

In 2004, MARTA entered into a lease agreement with Carter & Associates, L.L.C. MARTA is the owner of the Leased Property, and the Leased Property is a portion of the project known as the Lindbergh City Center Project. This Lease Agreement reflects a period of ninety-nine (99) Lease years, a long-term utilization of 195 Residential parking Spaces in support of the Project Improvements pursuant to the Parking Agreement. Lessee's cost per parking space equal \$7.50, totaling \$1,463.

Capital Event Participation Rent / Uptown Square Apartments

Assignment/transfer of Uptown Square Apartments to AVR Uptown Square L.L.C, an affiliate of Alvero Acquisition Corp. and AVR Realty Company LLC occurred in 2013. This transaction resulted in Capital Event Participation Rent due MARTA in 2013. The original lease amount was \$4,679 for 98 years.

Capital Event Participation Rent / AC Property - Arts Center Rail Station Lease

Assignment of ground lease dated as of July 14, 2006 and further assigned as of October 3, 2016, now this ground lease known as AC property-Arts Center rail station is amended and extended between MARTA and AC Property Owners, L.P. a Delaware limited partnership. The previous expiration date of August 31, 2083 was extended to a new expiration date of August 1, 2117, resulting in additional compensation paid to MARTA in the amount of \$6,500.

Capital Event Participation Rent / Avondale Station Project

MARTA and Development Authority of the City of Decatur entered into a lease Agreement to develop the lease property as a Transit Oriented development in 2016. It was amended in November 2018, which extended the lease to 99 years from November 2018 and Lessee paid MARTA \$525.

Capital Event Participation Rent / Edgewood-Candler Park Station Project

MARTA (Landlord) acknowledged a sublease agreement amendment made between Edgewood TOD Master, LLC ("Sublessor") and Moving In the Spirit, Inc. ("Sublessee") in September, 2018. Landlord, Sublessor, and Sublessee have now determined that the allocation of value with respect to the Base Premises (Edgewood-Candler Park Station Project), as reflected in the Terms, was an incorrect allocation of the overall appraised value reflected in the 2014 Appraisal. Sublessor and Landlord have made corresponding corrections to the Base Lease. The parties agree Sublessee shall deliver a portion of the Sublease payment equal to \$525 to Landlord (MARTA).

METROPOLITAN ATLANTA RAPID TRANSIT AUTHORITY
Notes to the Financial Statements
June 30, 2023
(Dollars in Thousands)

11. LONG TERM LEASES AND SUBSCRIPTION-BASED INFORMATION TECHNOLOGY ARRANGEMENTS (SBITAs) (continued)

Resurgens Plaza South Inc. Lease

MARTA and Resurgens Plaza South Inc. entered into a Lease Agreement for Johnsontown South Site dated May 29, 1984. It was amended in 2017, which extended the lease to 99 years. Upon completion of the transaction, the Resurgens Plaza South Inc. paid MARTA \$4,250 on July 17, 2017.

Lessee

MARTA is a lessee for non-cancellable series of leases that include radio antenna sites, office space, insertion equipment, copiers, and WAN connectivity for remote sites. MARTA implemented GASB 87 in fiscal year 2022 to account for such leases. MARTA used the borrowing rates established by PFM Financial Advisors, LLC.

MARTA recognized \$400 in liability reductions and \$71 in interest payments associated with the leases in fiscal year 2023.

MARTA reduces the lease liability as payments are made and recognized an outflow of resources for interest on the liability. The leases are also amortized over the useful life of the leased assets.

Future lease payments and interest are scheduled to be paid under non-cancellable leases as follows:

The aggregate amortization schedule for the lease liability is as follows:

Fiscal Years	Principal Payments	Interest Payments	Total
2024	\$ 334	\$ 64	\$ 398
2025	403	55	458
2026	399	46	445
2027	395	37	432
2028	211	31	242
2029 - 2033	623	84	707
2034 - 2035	195	7	202
Total	<u>\$ 2,560</u>	<u>\$ 324</u>	<u>\$ 2,884</u>

METROPOLITAN ATLANTA RAPID TRANSIT AUTHORITY
Notes to the Financial Statements
June 30, 2023
(Dollars in Thousands)

2023 Annual Comprehensive Financial Report Year Ended June 30, 2023 FINANCIAL SECTION

11. LONG TERM LEASES AND SUBSCRIPTION-BASED INFORMATION TECHNOLOGY ARRANGEMENTS (SBITAs) (continued)

LILO Lease

MARTA entered into various LILO arrangements related to the leasing and subleasing of MARTA's rail cars, rail lines, and a rail maintenance facility. These agreements provide for the lease of certain Authority's rail capital assets to a financial party lessee and the sublease of such capital assets back to MARTA for a specified term.

The net present value of the future sublease payments has been recorded as lease obligations. The funds invested in U.S. Agency Bonds and Notes and Guaranteed Investment Contracts to fund these future lease obligations as they come due have been recorded as Investments Held to Pay Capital Obligations. Unrealized and realized gains and losses on these investments are recorded as non-operating revenues and expenses in the Statement of Revenues, Expenses, and Changes in Net Position.

The following table summarizes MARTA's outstanding lease/leaseback transactions as of the respective transaction dates:

Lease Date	Property	Fair Value At Closing Date	Prepayment Received on Head Lease from the Equity	Amount Invested to Satisfy Sublease Obligation	Cash Benefit Net of Fees	Repurchase Option Date	Sublease Termination Date
9/29/2005	30 Breda CQ 312 Rail Cars	\$ 93,300	\$ 16,274	\$ 11,376	\$ 3,839	1/2/2034	12/15/2034
9/29/2005	10 Breda CQ 312 Rail Cars	\$ 31,500	\$ 5,488	\$ 3,793	\$ 1,333	1/2/2034	12/15/2034

The following table shows the net book value of the rail cars under the lease/leaseback transactions as of June 30, 2023:

Lease Date	Property	Net Book Value
9/29/2005	40 Breda CQ 312 Rail Cars	\$ 24,428

American Insurance Group ("AIG") and Ambac were participants in most of these structured lease transactions. The downgrade of AIG and Ambac ratings triggered, at the option of the counterparties, replacement of the Payment Undertaking Agreements and the surety bonds for 18 of the 19 transactions.

Of the 18 transactions that fell below the threshold, replacement was requested for 16. None of MARTA's counterparties in these transactions declared a default.

METROPOLITAN ATLANTA RAPID TRANSIT AUTHORITY
Notes to the Financial Statements
June 30, 2023
(Dollars in Thousands)

11. LONG TERM LEASES AND SUBSCRIPTION-BASED INFORMATION TECHNOLOGY ARRANGEMENTS (SBITAs) (continued)

The lease arrangements include various buyout option dates. Beginning in January 2018 and ending in January 2034, MARTA must execute its intent to buy out the head lease to terminate the LILO agreements. Management has created a schedule of the various buyout option dates and has coordination activities in place to monitor the execution of these options.

There is no scheduled payment for the remaining LILO arrangement until January 2033.

The following is a schedule by year of the future minimum lease payments under these LILO arrangements as of June 30, 2023.

<u>Fiscal Years</u>		
2033	\$	689
2034		8,319
2035		23,416
Present value of net minimum lease payments	\$	32,424
Less: current principal maturities		—
Obligations under lease - long term	\$	<u>32,424</u>
The liability of these leases changed in 2023 and 2022 as follows:		
Outstanding - June 30, 2022	\$	30,889
Net change in obligation		1,535
Outstanding - June 30, 2023	\$	<u>32,424</u>

Deferred Inflow Related to LILO Lease

From the years ended June 30, 2001 to 2007, MARTA entered into several agreements to lease several of its rail cars; the Avondale Rail Maintenance Facility, the East Rail Line (from Five Points station to Indian Creek station), and the South Rail Line (from Five Points station to Airport station). MARTA then leased these same assets back from the third-party investors as a capital sublease. The effect of the transaction was to transfer the tax benefits of ownership to the investors; in exchange, MARTA received cash consideration equal to the difference between the lease and sublease payments. The total consideration net of expenses as of June 30, 2007 was \$105,300. Since that time, a number of these arrangements have been terminated. MARTA is required to maintain the cars and the stations at an operating level over the life of the sublease as specified in the terms of the lease agreements. Because of the ongoing maintenance and renovation expenditures required to meet this operating level, the net proceeds were recorded as unearned and are being amortized over the life of the respective leases (approximately 18.5 years to 32 years) on a straight-line basis.

The deferred tax benefit sold amount is recorded as deferred inflow of resources over the life of the leases. The deferred inflow as of June 30, 2023 is \$1,515.

METROPOLITAN ATLANTA RAPID TRANSIT AUTHORITY
Notes to the Financial Statements
June 30, 2023
(Dollars in Thousands)

11. LONG TERM LEASES AND SUBSCRIPTION-BASED INFORMATION TECHNOLOGY ARRANGEMENTS (SBITAs) (continued)

MARTA has Subscription-Based Information Technology Arrangements (SBITAs) contracts with various vendors. These contracts provide MARTA with software and cloud service usage.

Upon implementation of GASB 96, MARTA recognized a right-to-use SBITA amount of \$9,785, liability of \$8,658 and a SBITA pre-paid amount of \$1,127. The SBITA liability is initially measured at the present value of payments expected to be paid over the life of the SBITAs using incremental borrowing rates. Subsequently, a SBITA liability is reduced by the principal portion of the SBITA payments. In addition, an outflow of resources for interest on the liability is also recognized. SBITA assets are amortized over the contract term.

In fiscal year 2023, MARTA recognized \$5,976, in liability reductions and \$106 in interest payments.

Future payments and interest are scheduled to be paid under non-cancellable leases as follows:

Fiscal Years	Principal Payments	Interest Payments	Total
2024	\$ 1,659	\$ 50	\$ 1,709
2025	994	11	1,005
2026	29	1	30
Total	<u>\$ 2,682</u>	<u>\$ 62</u>	<u>\$ 2,744</u>

12. PENSION PLANS

Defined Benefits Pension Plan

Plan Description - MARTA maintains two defined benefit pension plans, one Non-Represented Pension Plan (the “Non-Rep Plan”) and one MARTA/ATU Local 732 Employees Retirement Plan, (the “Union Plan”). All plans are single employer plans.

The Non-Rep Plan covers all non-union employees hired before January 1, 2005 and Transit Police employees hired before January 1, 2015 and transfers from the Union Plan prior to January 1, 2018. The Non-Rep Plan has been subsequently closed to all employees and non-union new hires are covered in a defined contribution plan.

The Union Plan provides pension for all members of Division No. 732 of the Amalgamated Transit Union (ATU) and nonmembers who are represented by the Union for bargaining purposes. Union employees are eligible to participate in the Union Plan upon the completion of 60 days of full-time employment.

METROPOLITAN ATLANTA RAPID TRANSIT AUTHORITY

Notes to the Financial Statements

June 30, 2023

(Dollars in Thousands)

12. PENSION PLANS (continued)

The funding methods and determination of benefits for the defined benefit plans were established by the MARTA Act creating such plans and, in general, provide that pension funds are to be accumulated from employee contributions, MARTA contributions, and income from the investment of accumulated funds.

The fiduciary net position, as well as additions to and deductions from the fiduciary net position, of the pension plans have been determined on the same basis as they are reported by the plans. The financial statements of the plans were prepared using the accrual basis of accounting. Member and employer contributions are recognized when due, pursuant to formal commitments and statutory requirements. Benefits and refunds of employee contribution are recognized when due and payable in accordance with the statutes governing the plans. Expenses are recognized when the liability is incurred, regardless of when payment is made. Investments are reported at fair value on a trade-date basis. The fiduciary net position of each of the Union and Non-Rep plans are reflected in the measurement of the plans' net pension liability, net pension assets, deferred outflows and inflows of resources related to pension, and pension expense. Both the Union and the Non-Rep Plans measurement dates and fiscal year ends are December 31, 2022.

Each plan is administered by a pension retirement committee. Each plan issues a publicly available financial report that includes financial information for that plan. The reports may be obtained by writing the plans at the addresses below:

Non-Represented Pension Plan
2424 Piedmont Road NE
Atlanta, GA 30324
(404) 848-4143

MARTA/ATU Local 732
Employees Retirement Plan
Administered by:
Zenith American Solutions
100 Crescent Centre Parkway
Tucker, GA 30084
(678) 221-5012

METROPOLITAN ATLANTA RAPID TRANSIT AUTHORITY
Notes to the Financial Statements
June 30, 2023
(Dollars in Thousands)

12. PENSION PLANS (continued)

Benefits Provided - The MARTA plans provide the retirement, disability, and death/survivor benefits. The retirement benefits are calculated under a step-rate benefit formula based on final average compensation and multiplied by factors related to length of continuous service. All modifications to the pension plans must be supported by actuarial analysis and receive approval from MARTA's Board of Directors and the pension retirement committees.

Normal retirement under the Union Plan occurs when a participant reaches age 65 with ten years of credit service. For the Non-Rep Plan, the participant must complete five years of credited service and attain age 62. Disability retirement benefits are determined in the same manner as retirement benefits. The continuation of retirement benefits to the participant's designated beneficiary is also provided by both plans. An employee who leaves MARTA may withdraw his or her contributions, plus any accumulated interest.

Plan Membership - Below are the total employees and retirees covered under the Union Plan and the Non-Rep Plan for the plan as:

	December 31, 2022		
	Union Plan	Non-Rep Plan	Combined
Inactive plan members or beneficiaries currently receiving benefits	2,252	1,477	3,729
Inactive plan members entitled to but not yet receiving benefits	417	149	566
Active plan members	2,450	255	2,705
Total	5,119	1,881	7,000

Contributions - MARTA is required to contribute an actuarial determined amount annually to the pension plans. The required contributions amount is determined by an actuary using actuarial methods and assumptions approved by the pension/retirement committee and an additional amount to fund the unfunded accrued liability.

For the year ended June 30, 2023, MARTA contributed \$21,451 and plan participants contributed \$1,604 to the Non-Rep Plan. For the year ended June 30, 2022, MARTA contributed \$10,535 and plan participants contributed \$5,713 to the Union Plan.

Net Pension Liability (Asset) - The net pension liability at June 30, 2023 was measured as of December 31, 2022 for both the Union Plan and Non-Rep Plan. The total pension liability used to calculate the net pension liability was determined by an actuarial valuation as of January 1, 2023 for the Non-Rep Plan and as of January 1, 2022, rolled forward to December 31, 2022 for the Union Plan. The reporting date for both plans is June 30, 2023. At June 30, 2023, MARTA reported a net pension liability of \$135,674 for the Non-Rep Plan and net pension liability of \$17,678 for the Union Plan.

METROPOLITAN ATLANTA RAPID TRANSIT AUTHORITY
Notes to the Financial Statements
June 30, 2023
(Dollars in Thousands)

12. PENSION PLANS (continued)

Actuarial Assumptions - Actuarial valuations involve estimates of the value of reported amounts and assumptions about the probability of events far into the future. As results are compared to past expectations and new estimates are made about the future, actuarial determinations better reflect current and future conditions. Actuarial calculations consider a long-term perspective. Calculations for June 30, 2023 reflect the substantive plan in effect as of as of year ended December 31, 2022 and the current sharing pattern of costs between employer and employee.

	<u>Union</u>	<u>Non-Rep</u>
Pension (Revenue) Expense	\$15,562	\$15,917
Actuarial Valuation Date	1/1/22, rolled forward to 12/31/22	1/1/23
Actuarial Cost Method	Entry Age Normal Cost Method	Individual Entry age
Amortization Method	Level Percentage of Pay, Closed	Fixed Dollar, Closed
Remaining Amortization Period	15 Years, Closed	9 years, 15 years
Asset Valuation Method	Market Value	Market Value
Actuarial Assumptions:		
Investment Rate of Return	7.00%	5.50%
Inflation	2.50%	2.50%
Projected Salary Increases:		
Plan Members	4.50%	5.50%
Transit Police	4.50%	5.50%
Cost of Living	None	None
Merit or Seniority	1.00% per year	1.00% per year
Postretirement Benefit Increases	None	None
Mortality Assumption:		
Healthy	RP-2014 Blue Collar Mortality for Healthy Lives with fully generational using 1/2 of Scale MP-2016 set forward by 1 year	RP-2014 Healthy Annuitant Mortality Tables separated by sex, Projection Scale MP-2021, fully generational.
Disabled	RP-2014 Mortality Table for Disabled Lives with fully generational using 1/2 of Scale MP-2016	None. No future mortality improvement was projected.

The assumptions listed above were based on the results of an actuarial experience study for January 1, 2022 for the Union Plan and the five years ending January 1, 2023 for the Non-Rep Plan. Assumptions were updated January 1, 2023.

METROPOLITAN ATLANTA RAPID TRANSIT AUTHORITY
Notes to the Financial Statements
June 30, 2023
(Dollars in Thousands)

12. PENSION PLANS (continued)

Changes in Assumptions and Benefit Terms Since the Prior Measurement Date – In the Non-Rep Plan, the inflation rate increased from 2.25% to 2.50%, the projected salary increases increased from 4.50% to 5.50%, and the cost of living was reduced from 3.00% to 0%.

Changes in Assumptions and Benefit Terms Since the Measurement Date – There were no changes in assumptions or benefit terms between the measurement date and June 30, 2023.

Discount Rate - The discount rate used to measure the total pension liability at June 30, 2023 was 7.00% for the Union Plan and 5.50% for the Non-Rep Plan. This is the long-term expected return on pension plan investments. The projection of cash flows assumes employer and plan member contributions will continue at the current rates. The fiduciary net position projects to cover all future benefit payments of current plan members based upon complete closed group cash flow analysis.

Sensitivity of Net Pension Liability to Changes in the Discount Rate - The following presents the net pension liability of the plans at June 30, 2023, calculated using the discount rate of 7.00% for the Union Plan and 5.50% for the Non-Rep Plan, as well as what the individual plans' net pension (asset)/liability would be if it were calculated using a discount rate that is one percentage point lower or one percentage point higher than the current rate:

	1% Decrease Discount Rate	Current Discount Rate	1% Increase Discount Rate
Union Plan Discount Rate	6.00%	7.00%	8.00%
Plan Net Pension Liability/(Asset)	\$79,627	\$17,678	\$(35,148)
Non-Rep Plan Discount Rate	4.50%	5.50%	6.50%
Plan Net Pension Liability	\$195,000	\$135,674	\$85,000

METROPOLITAN ATLANTA RAPID TRANSIT AUTHORITY
Notes to the Financial Statements
June 30, 2023
(Dollars in Thousands)

12. PENSION PLANS (continued)

Long-Term Expected Rate of Return - The long-term expected rate of returns on the Union and Non-Rep Plan investments were determined using a building-block method in which best estimate ranges of expected future real rates of return are developed for each major asset class. These ranges were combined to produce the long-term expected rate of return by weighting the expected future real rates of return by the target asset allocation percentage and by adding expected inflation. Best estimates of arithmetic real rates of return for each major asset class included in the plans' target asset allocation as of June 30, 2023 are:

Asset Class	Union		Non-Rep	
	Target Allocation	Expected Rate of Return	Target Allocation	Expected Rate of Return
Domestic Large Cap Equity	20.0%	4.30%	24.00%	4.75%
Domestic Mid Cap Equity	10.0%	4.80%	n/a	n/a
Domestic Small Cap Equity	10.0%	5.40%	9.00%	4.95%
International Equity	25.0%	4.70%	24.00%	4.95%
Domestic Fixed income	30.0%	2.40%	33.00%	1.75%
Real Estate	n/a	n/a	5.00%	3.25%
Alternatives/Convertibles	5.0%	8.90%	5.00%	4.15%

METROPOLITAN ATLANTA RAPID TRANSIT AUTHORITY
Notes to the Financial Statements
June 30, 2023
(Dollars in Thousands)

12. PENSION PLANS (continued)

Changes in Net Pension Liability

	Increase (Decrease)		
	Total Pension Liability	Plan Fiduciary Net Position	Net Pension Liability/ (Asset)
	(a)	(b)	(a) - (b)
UNION PLAN			
Balance 12/31/2021	\$ 603,300	\$ 716,545	\$ (113,245)
Service Cost	15,788	—	15,788
Interest	41,881	—	41,881
Difference Between Expected & Actual Experience	(6,208)	—	(6,208)
Contributions - Employer	—	10,718	(10,718)
Contributions - Employee	—	5,846	(5,846)
Net Investment Income (Loss)	—	(101,792)	101,792
Benefit Payments	(41,706)	(41,706)	—
Administrative Expenses	(586)	(586)	—
Changes in Assumptions	(5,765)	—	(5,765)
Changes in Benefit Terms	—	—	—
Other	—	—	—
Member Buybacks	—	—	—
Net Changes	3,404	(127,520)	130,924
Balance 12/31/2022	<u>\$ 606,704</u>	<u>\$ 589,026</u>	<u>\$ 17,678</u>
NON-REP PLAN			
Balance at 12/31/2021	\$ 544,604	\$ 505,496	\$ 39,108
Service Cost	3,608	—	3,608
Interest	29,088	—	29,088
Difference Between Expected & Actual Experience	1,500	—	1,500
Contributions - Employer	—	10,508	(10,508)
Contributions - Employee	—	1,608	(1,608)
Net Investment Income (Loss)	—	(73,051)	73,051
Benefit Payments	(39,211)	(39,211)	—
Administrative Expenses	—	(645)	645
Changes in Assumptions	827	—	827
Changes in Benefit Terms	—	—	—
Other	—	1	(1)
Member Buybacks	—	36	(36)
Net Changes	(4,188)	(100,754)	96,566
Balance 12/31/2022	<u>\$ 540,416</u>	<u>\$ 404,742</u>	<u>\$ 135,674</u>

2023 Annual Comprehensive Financial Report Year Ended June 30, 2023

METROPOLITAN ATLANTA RAPID TRANSIT AUTHORITY
Notes to the Financial Statements
June 30, 2023
(Dollars in Thousands)

12. PENSION PLANS (continued)

Pension Expense, Deferred Outflows of Resources and Deferred Inflows of Resources Related to Pension -

For the year ended June 30, 2023, MARTA recognized pension expense of \$31,479.

At June 30, 2023, MARTA reported deferred outflows of resources and deferred inflows of resources related to pension from the following sources:

	Deferred Outflows of Resources		
	Union Plan	Non-Rep Plan	Combined
Net difference between projected and actual earnings on investments	\$ 63,669	\$ 37,206	\$ 100,875
Changes in benefits terms	—	—	—
Difference between expected and actual experience	430	—	430
Changes of assumptions	6,750	—	6,750
Contribution made subsequent to the measurement date	7,093	13,387	20,480
Total	\$ 77,942	\$ 50,593	\$ 128,535

	Deferred Inflows of Resources		
	Union Plan	Non-Rep Plan	Combined
Net difference between projected and actual earnings on investments	\$ —	\$ —	\$ —
Changes in benefits terms	—	—	—
Difference between expected and actual experience	(5,196)	—	(5,196)
Changes of assumptions	(4,384)	—	(4,384)
Total	\$ (9,580)	\$ —	\$ (9,580)

METROPOLITAN ATLANTA RAPID TRANSIT AUTHORITY
Notes to the Financial Statements
June 30, 2023
(Dollars in Thousands)

12. PENSION PLANS (continued)

Deferred outflows of resources of \$20,480 related to pensions resulting from contributions made subsequent to the December 31, 2022 measurement date will be recognized as a reduction of the net pension liability in the subsequent future reporting period. Other amounts reported as collective deferred outflows and deferred inflows of resources to be recognized in pension expense as follows:

<u>Year Ending June 30</u>	<u>Deferred Outflows (Inflows) of Resources</u>		
	<u>Union Plan</u>	<u>Non-Rep Plan</u>	<u>Combined</u>
2024	\$ 806	\$ (2,523)	\$ (1,717)
2025	13,537	6,773	20,310
2026	17,215	13,340	30,555
2027	29,711	19,616	49,327
Total	<u>\$ 61,269</u>	<u>\$ 37,206</u>	<u>\$ 98,475</u>

DEFINED CONTRIBUTION PENSION PLAN

Plan Description - MARTA maintains one defined contribution pension plan, the MARTA Non-Represented Defined Contribution Plan and Trust (the “DC Plan”). The DC Plan provides pension for all full-time non-represented employees of MARTA who were hired on or after January 1, 2005, Transit Police hired on or after January 1, 2015, and to those members of the Non-Rep Plan who elected to transfer to this plan. Covered employees were eligible to participate on the first date of employment. The plan provisions and contributions requirements are established and may be amended by the pension retirement committee after approval by resolution of the MARTA Board of Directors. The plan is administered by a pension retirement committee and Nationwide is the trustee. The DC Plan does not issue stand-alone financial statements.

Benefits Provided - The MARTA DC Plan was established to provide retirement, disability, and death/survivor benefits. Normal retirement under the DC Plan occurs when a participant reaches the age of 65. If the participant terminated on or after his normal retirement date, he will receive 100% of the account. If the participant terminated before his normal retirement date, he shall be entitled to receive the vested percentage of the account based on years of service. Notwithstanding the retirement rules above, the participant’s employer contribution account shall become 100% vested and not subject to forfeiture upon the occurrence of any of the following events: when an employee reaches normal retirement age, death, or becomes disabled.

Contributions - For the year ending June 30, 2023, MARTA contributed \$5,763 and plan participants contributed \$5,656 to the DC Plan.

METROPOLITAN ATLANTA RAPID TRANSIT AUTHORITY
Notes to the Financial Statements
June 30, 2023
(Dollars in Thousands)

13. EMPLOYEE BENEFITS

DEFERRED COMPENSATION PLAN

MARTA has adopted a deferred compensation plan in accordance with Section 457 of the Internal Revenue Code (the “457 Plan”).

The 457 Plan allows any employee to voluntarily defer receipt of up to 25% of gross compensation, not to exceed \$19.5 per year or if age 50 and over, not to exceed \$26 per year. All administration costs of the 457 Plan are deducted from the participant’s account. The deferred amounts may be distributed to the employee upon retirement or other termination of employment, disability, death, or financial hardship (as defined). The 457 Plan's assets are held and administered by insurance providers. MARTA has no fiduciary relationship with the trust. Accordingly, the 457 Plan assets are not included in MARTA’s Statement of Net Position.

OTHER POST EMPLOYMENT BENEFITS (OPEB)

Plan Description - In addition to providing pension benefits, MARTA provides certain health care benefits for retirees who meet retirement requirements, provide an employee share of premiums for health coverage and retired under one of the defined benefits pension plans. The union retiree benefits are collectively bargained. The Non-Represented retiree benefits are not contractually guaranteed. The MARTA OPEB Trust Plan (OPEB Trust or OPEB Plan) is a single-employer plan. The plan is administered by the OPEB Committee. The four MARTA positions that are members of the OPEB Committee are: Chief Financial Officer, Assistant General Manager of Human Resources, Chief Counsel and Controller. There is not a separate GAAP-based audited set of financial statements for the OPEB Plan.

Healthcare benefits are available to normal, early or disability retirees from retirement up to age 65. Spouses are eligible for coverage only while the participant is covered. Eligibility requirements for healthcare coverage for Union participants retiring with a reduced pension is 75 points. Healthcare coverage for Non-Represented participants, including Police Officers, is only available for those hired prior to July 1, 2004, and they must have a least 10 years of service upon retirement.

The fiduciary net position of the OPEB plan is reflected in the measurement of the plan’s net OPEB liability, deferred outflows, deferred inflows and OPEB expense. The OPEB Plan actuarial valuation date is June 30, 2021, carried forward to June 30, 2022 and the measurement date is June 30, 2022.

Benefits Provided – OPEB benefits include medical, vision, dental and pharmaceutical coverage along with basic life and critical illness insurances, retiree transit pass and long-term disability benefits for Non-Represented retiree.

Life insurance and retiree transit pass benefits continue for life. Retirees may select from several health plans and pay a portion of the cost of benefits. Critical Illness benefits are provided based on type of health plan.

METROPOLITAN ATLANTA RAPID TRANSIT AUTHORITY
Notes to the Financial Statements
June 30, 2023
(Dollars in Thousands)

13. EMPLOYEE BENEFITS (continued)

Plan Membership - Below are the total employees and retirees covered under the OPEB Plan for the actuarial plan year ended June 30, 2022:

	<u>Union</u>		<u>Non-Rep</u>		<u>Combined</u>	
	<u>Healthcare</u>	<u>Life Insurance</u>	<u>Healthcare</u>	<u>Life Insurance</u>	<u>Healthcare</u>	<u>Life Insurance</u>
Inactive Plan Members or Beneficiaries	308	2,458	241	1,305	549	3,763
Active Plan Members	2,505	2,550	265	374	2,770	2,924
	<u>2,813</u>	<u>5,008</u>	<u>506</u>	<u>1,679</u>	<u>3,319</u>	<u>6,687</u>

Contributions – The normal annual costs of the plan are funded by employer and retiree contributions that are pay as you go. MARTA maintains a trust for future OPEB funding above the pay as you go. However, no benefits have been paid from the OPEB Trust. MARTA contributed \$13.5 million to the OPEB Trust for the fiscal year ending June 30, 2023.

Net OPEB Liability - The liability of employers and contributing entities to employees for post employment benefits other than pensions (other post-employment benefits or OPEB) provided under the MARTA OPEB Plan. It is the difference between the Total OPEB Liability and the Plan Fiduciary Net Position. At June 30, 2022, MARTA reported a net OPEB liability of \$88,268.

Discount Rate - The discount rate used to measure the Total OPEB Liability for the Plan Year ending June 30, 2022, is 6.5%. This rate is based on the long-term expected yield rate on current and expected future assets. A separate cash flow projection, if employer contributions will continue at the current rates, shows the OPEB Plan's projected Fiduciary Net Position being greater than the benefit payments projected for each future period assuming this pattern continues. Therefore, the long-term expected rate of return on Plan Investments was applied to all periods of projected benefit payments to determine the Total OPEB Liability.

Actuarial Assumptions - Actuarial valuations involve estimates of the value of reported amounts and assumptions about the probability of events far into the future. Actuarial calculations consider a long-term perspective. Calculations reflect the substantive plan in effect as of year ending June 30, 2022, and the current sharing pattern of costs between employer and employee. As results are compared to past expectations and new estimates are made about the future, actuarial determinations better reflect current and future conditions.

METROPOLITAN ATLANTA RAPID TRANSIT AUTHORITY
Notes to the Financial Statements
June 30, 2023
(Dollars in Thousands)

13. EMPLOYEE BENEFITS (continued)

Changes in Assumptions and Benefit Terms Since the Prior Measurement Date - The inflation rate decreased from 2.50% to 2.25% and the healthcare cost trend rate decreased from 8.50% to 7.25%.

The following assumptions are for the OPEB plan and were based on the results of an actuarial experience study for the period ending June 30, 2022.

Discount Rate:	6.5%			
Investment Rate of Return:	6.5%			
Inflation Rate:	2.25%			
Healthcare Cost Trend:	7.25% for 2022-23 PY and decreases to an ultimate rate of 5.0% by PY 2031-32			
Election on Health Care Coverage	100% of eligible active employees will elect coverage and 10% of eligible retirees who previously opted out will elect coverage			
Dependents Coverage	Non-spouse dependent coverage was not assumed			
New Entrant Assumption	An open group projection has been employed for developing expected liabilities and benefit payouts			
Age of Participants with Unrecorded Dates of Birth	Average age of Participants with recorded dates of birth and the same vested status			
Healthcare Trend Rates	<u>Year</u>	<u>Trend</u>	<u>Year</u>	<u>Trend</u>
	2022-23	7.25%	2028-29	5.75%
	2023-24	7.00%	2029-30	5.50%
	2024-25	6.75%	2030-31	5.25%
	2025-26	6.50%	2031 and after	5.00%
	2026-27	6.25%		
	2027-28	6.00%		
Health Care Age Based Cost Adjustment	<u>Age</u>		<u>Claims Graduation</u>	
	Less than 55		3.3%	
	55 - 59		3.6%	
	60 - 64		4.2%	
Long Term Disability	75% of qualifying participants will be permanently disable and 25% will experience 4 years of disability.			
Retiree Transit Pass Election Rate	40% of retirees will apply for the Retiree Pass			
Retiree Transit Pass Usage	3 rides per month with 80% usage			

METROPOLITAN ATLANTA RAPID TRANSIT AUTHORITY
Notes to the Financial Statements
June 30, 2023
(Dollars in Thousands)

13. EMPLOYEE BENEFITS (continued)

UNION PLAN

Mortality Rates

Pre- and Post-Retirement: RP-2014 Blue Collar Mortality Table with fully generational projection using ½ of Scale MP-2016 set forward by 1 year

Post-Disablement: RP-2014 Disabled Mortality Table with fully generational projection using ½ of Scale MP-2016

Salary Scale: 4.5% compounded annually

Withdrawal Rates - Sample Rates as Shown

	<u>Service</u>			
<u>Age</u>	<u>< 2 Years</u>	<u>2 - 4 Years</u>	<u>4 + Years</u>	
20	16.19%	10.86%	0.00%	
30	16.75%	10.39%	6.42%	
40	14.32%	7.92%	4.60%	
50	14.04%	6.81%	4.07%	
60	12.27%	6.00%	1.62%	

Retirement Ages - Rates as shown

<u>Age</u>	<u>Rate</u>
52-54	4%
55-59	6%
60	10%
61-64	20%
65	100%

Healthcare Claims Cost

<u>Age</u>	<u>Cost</u>
50	\$996
55	\$1,171
60	\$1,406
64	\$1,657

METROPOLITAN ATLANTA RAPID TRANSIT AUTHORITY
Notes to the Financial Statements
June 30, 2023
(Dollars in Thousands)

13. EMPLOYEE BENEFITS (continued)

NON-REPRESENTED PLAN

Mortality Rates

Pre- and Post-Retirement: RP-2014 Employee and Healthy Annuitant Mortality Tables, separate by sex, Projection Scale MP-2019 from 2007, Fully Generational

Post-Disablement: RP-2014 Disabled Annuitant Mortality Tables, separate by sex, Projection Scale MP-2019 from 2007, Fully Generational

Salary Scale: 3.5% compounded annually for Police, 3.0% for all others

Withdrawal Ages - Sample Rates as Shown

<u>Age</u>	<u>Non-Police</u>	<u>Transit Police</u>	
		<u>Under 5 YOS</u>	<u>5 YOS or more</u>
30	9.26%	16.7%	7.4%
35	6.14%	11.1%	4.9%
40	3.38%	7.9%	2.7%
45	2.63%	6.1%	2.1%

<u>Retirement Ages - Rates as Shown</u>	<u>Rate</u>	
	<u>Age</u>	<u>Non-Police</u> <u>Police</u>
	40-49	5%
	50	10% 30%
	51-54	10% 20%
	55	12% 50%
	56-61	20% 20%
	62	60% 100%
	63-64	30%
	65	40%
	66	100%

<u>Healthcare Claims Cost (Monthly)</u>	<u>Age</u>	<u>Cost</u>
	50	\$1,027
	55	\$1,207
	60	\$1,449
	64	\$1,709

METROPOLITAN ATLANTA RAPID TRANSIT AUTHORITY
Notes to the Financial Statements
June 30, 2023
(Dollars in Thousands)

13. EMPLOYEE BENEFITS (continued)

Sensitivity of Net OPEB Liability to Changes in the Discount Rate - The following presents the net OPEB liability of the plan, calculated using the discount rate of 6.5%, as well as what the individual plans' net OPEB liability would be if it were calculated using a discount rate that is one percentage point lower or one percentage point higher than the current rate:

	1% Decrease	Current Discount Rate	1% Increase
	5.5%	6.5%	7.5%
Total OPEB Liability (TOL)	\$ 200,251	\$ 187,098	\$ 175,251
Plan Fiduciary Net Position	98,830	98,830	98,830
Plan Net OPEB Liability	<u>\$ 101,421</u>	<u>\$ 88,268</u>	<u>\$ 76,421</u>
Plan Fiduciary Net Position as a Percentage of the TOL	49.4%	52.8%	56.4%

Sensitivity of the Net OPEB Liability to Changes in the Healthcare Cost Trend Rates- The following presents the net OPEB liability of the Plan, calculated assuming the current healthcare cost trend rates is 1-percentage-point lower (6.25% decreasing to 4.0%) or 1-percentage-point higher (8.25% decreasing to 6.0%) than the current rate:

	1% Decrease	Current Healthcare Cost Trend Rates	1% Increase
	6.25% decreasing to 4.0%	7.25% decreasing to 5.0%	8.25% decreasing to 6.0%
Total OPEB Liability (TOL)	\$ 174,850	\$ 187,098	\$ 200,932
Plan Fiduciary Net Position	98,830	98,830	98,830
Plan Net OPEB Liability	<u>\$ 76,020</u>	<u>\$ 88,268</u>	<u>\$ 102,102</u>
Plan Fiduciary Net Position as a Percentage of the TOL	56.5%	52.8%	49.2%

METROPOLITAN ATLANTA RAPID TRANSIT AUTHORITY
Notes to the Financial Statements
June 30, 2023
(Dollars in Thousands)

13. EMPLOYEE BENEFITS (continued)

Long-Term Expected Rate of Return – The building-block method determines the long-term expected rate of return on OPEB plan investments. The method weights best estimate of expected future real rates of return for each major asset class. Multiplying the weights by the target asset allocation percentage and adding expected inflation produces the long-term expected rate of return. The discount rate used to measure the total OPEB liability was 6.5%. Best estimates of arithmetic real rates of return for each major asset class included in the plans' target asset allocation as of June 30, 2022, are:

<u>Asset Class</u>	<u>Target Allocation Percentage</u>	<u>Long-term Expected Real Rate of Return</u>
Domestic Equity - Large Cap	37%	4.25%
Domestic Equity - Small/Mid Cap	8%	4.45%
International Equity	30%	4.55%
Domestic Fixed income	25%	-0.50%
	<u>100%</u>	

METROPOLITAN ATLANTA RAPID TRANSIT AUTHORITY
Notes to the Financial Statements
June 30, 2023
(Dollars in Thousands)

13. EMPLOYEE BENEFITS (continued)

Changes in Net OPEB Liability

	Total OPEB Liability	Plan Fiduciary Net Position	Net OPEB Liability
	(a)	(b)	(a) - (b)
Balances at June 30, 2021	\$ 182,547	\$ 114,900	\$ 67,647
Changes for the year:			
Service Cost	6,900	—	6,900
Interest on TOL, Service Cost and Benefit Payments	12,313	—	12,313
Difference between Expected and Actual Experience	(3,201)	—	(3,201)
Employer Contributions	—	13,461	(13,461)
Active Employee Contributions *	—	—	—
Net Investment Income	—	(18,070)	18,070
Benefit Payments	(11,461)	(11,461)	—
Administrative Expenses	—	—	—
Changes in Plan Assumptions	—	—	—
Changes in Plan Benefits	—	—	—
Other Changes	—	—	—
Net Changes	4,551	(16,070)	20,621
Balances at June 30, 2022	\$ 187,098	\$ 98,830	\$ 88,268

*Active employees do not contribute to the OPEB plan.

METROPOLITAN ATLANTA RAPID TRANSIT AUTHORITY
Notes to the Financial Statements
June 30, 2023
(Dollars in Thousands)

13. EMPLOYEE BENEFITS (continued)

OPEB Expense, Deferred Outflows of Resources and Deferred Inflows of Resources Related to OPEB –

For the year ended June 30, 2022, MARTA recognized OPEB expense of \$2,121.

At June 30, 2023, MARTA reported deferred outflows of resources and deferred inflows of resources related to OPEB from the following sources:

	<u>Deferred Outflows of Resources</u>	<u>Deferred Inflows of Resources</u>
Balance of Deferred Outflows and Inflows Due to:		
Difference between expected and actual experience	\$ —	\$ (13,808)
Net difference between projected and actual earnings on investments	11,744	—
Changes of assumptions	153	(4,726)
Employer contribution subsequent to the measure date	10,659	—
Total	<u>\$ 22,556</u>	<u>\$ (18,534)</u>

Deferred outflows of resources of \$10,659 related to OPEB resulting from contributions made subsequent to the measurement date will be recognized as a reduction of the net OPEB liability in the subsequent future reporting period. Other amounts reported as collective deferred outflows and deferred inflows of resources to be recognized in OPEB expense as follows:

<u>Year Ending June 30:</u>	<u>Deferred Outflows (Inflows) of Resources</u>
2023	(6,407)
2024	(5,396)
2025	228
2026	4,938
Total	<u>(6,637)</u>

Changes in Assumptions and Benefit Terms Since the Measurement Date – There were no changes in assumptions or benefit terms between the measurement date and June 30, 2023.

METROPOLITAN ATLANTA RAPID TRANSIT AUTHORITY
Notes to the Financial Statements
June 30, 2023
(Dollars in Thousands)

13. EMPLOYEE BENEFITS (continued)

Detailed information about the OPEB Plan fiduciary net position is listed below:

Investments	Valuation Measurement Method	2022
US Equities	Fair Value - Level 1	\$ 57,146
International Equities	Fair Value - Level 1	26,708
Domestic Bonds	Fair Value - Level 2	12,660
Short-Term Investments	Fair Value - Level 1	2,350
Total Assets		98,864
Liabilities		34
Net Asset Available for Benefits		\$ 98,830

Annual Money-Weighted Rate of Return **-15.70%**

Concentration of Credit Risk - The risk of loss that may be attributed to the magnitude of a government's investment in a single issuer. The OPEB Plan Investment Policy establishes a long-term strategic asset allocation that mitigates overall expected portfolio risk (volatility) and maximizes expected return. The plan does not limit the percentage of involvement in any single issuer.

Custodial Credit Risk - For an investment, custodial credit risk is the risk that, in the event of the failure of the counterparty, the OPEB Plan will not be able to recover deposits or will not be able to recover collateral securities that are in the possession of an outside party. Of the OPEB Plan's investments at June 30, 2022, all the securities are held by a trustee and are in the name of the OPEB Plan.

Foreign Currency Risk - The risk that changes in exchange rates will adversely impact the fair value of an investment. The OPEB Plan holds \$26,708 of investments that are exposed to this risk.

Interest Rate Risk - Is the risk that changes in interest rates will adversely affect the fair value of an investment. OPEB Trust adopted a long-term investment horizon such that the chances and duration of investment losses are carefully weighed against the long-term potential for appreciation of assets. The plan currently maintains the interest rate risk and consistent with its long-term investment horizon.

Credit Risk - Investments are subject to credit risk, which is the chance that an issuer will fail to pay principal or interest in a timely manner, or that negative perceptions of the issuer's ability to make these payments will cause price to decline. The tables above summarize the fair value of investments that are included in the restricted and unrestricted cash and investments and the related credit ratings. OPEB Plan maintains policies to manage credit risks, which include requiring minimum credit ratings issued by nationally recognized statistical rating organizations and maintaining diversified investments using target asset allocation ranges encompassing a long-term perspective.

METROPOLITAN ATLANTA RAPID TRANSIT AUTHORITY
Notes to the Financial Statements
June 30, 2023
(Dollars in Thousands)

14. FIDUCIARY - OTHER POST EMPLOYMENT BENEFITS(OPEB)

	<u>Other Post Employment Benefits</u>
ASSETS	
Investments at Fair Value:	
Equities	\$ 96,452
Fixed Income	12,631
Short- term Investments	<u>4,191</u>
Total Investments	<u>113,274</u>
Total Assets	<u><u>\$ 113,274</u></u>
LIABILITIES	
Due to Brokers	<u>\$ 78</u>
Total Liabilities	<u>78</u>
NET POSITION	
Restricted for:	
Post Employment Benefits other than Pensions	<u>113,196</u>
Total Net Position	<u><u>113,196</u></u>
Total Liabilities and Net Position	<u><u>\$ 113,274</u></u>

METROPOLITAN ATLANTA RAPID TRANSIT AUTHORITY
Notes to the Financial Statements
June 30, 2023
(Dollars in Thousands)

14. FIDUCIARY - OTHER POST EMPLOYMENT BENEFITS(OPEB) (continued)

	<u>Other Post Employment Benefits</u>
ADDITIONS	
Contributions:	
Employee	\$ 1,607
Employer	10,659
Total Contributions	<u>12,266</u>
Investment Income	
Interest and Dividends	1,974
Net Increase (Decrease) in Fair Value of Investments	10,566
Total Investment Earnings (Loss)	<u>12,540</u>
Less Investment Costs	
Investment Activity Costs	174
Net Investment Earnings (Loss)	<u>12,366</u>
Total Additions	<u>24,632</u>
DEDUCTIONS	
Medical, Dental, and Life Insurance for Retirees	10,266
Total Deductions	<u>10,266</u>
Net increase (decrease) in Fiduciary Net Position	14,366
NET POSITION RESTRICTED	
Net Position, July 1	98,830
Net Position, June 30	<u><u>\$ 113,196</u></u>

METROPOLITAN ATLANTA RAPID TRANSIT AUTHORITY
Notes to the Financial Statements
June 30, 2023
(Dollars in Thousands)

15. RISK MANAGEMENT

MARTA is exposed to various risks of loss related to torts, theft of, damage to, or destruction of assets; errors or omissions; injuries to employees; or acts of God. MARTA is self-insured for workers' compensation claims up to \$2,500 per occurrence; automobile liability claims, and public liability and property damage claims up to \$10,000 per occurrence. MARTA carries excess insurance coverage for amounts exceeding the self-insured retentions. For property insurance the limits over the self-insured retention of \$ 5,000 are \$ 350,000 and for casualty insurance, the limits over the self-insured retention are \$150,000.

There have been no significant reductions in insurance coverage during the year ended June 30, 2023 and the amount of claims settlements did not exceed insurance coverage in any of the past three years.

The changes in the liabilities for self-insurance for the year ended June 30, 2023 were as follows:

	Workers' Compensation	Public Liability and Property	Total
Balance, June 30, 2021	\$ 27,497	\$ 37,412	\$ 64,909
Incurred claims, net of any changes in estimates	9,886	8,425	18,311
Payments	(10,565)	(19,163)	(29,728)
Balance, June 30, 2022	26,818	26,674	53,492
Incurred claims, net of any changes in estimates	8,301	28,200	36,501
Payments	(10,613)	(20,536)	(31,149)
Balance, June 30, 2023	<u>\$ 24,506</u>	<u>\$ 34,338</u>	<u>\$ 58,844</u>
Due within one year	<u>\$ 10,541</u>	<u>\$ 10,164</u>	<u>\$ 20,705</u>

Liabilities are reported when it is probable that a loss has occurred, and the amount of the loss can be reasonably estimated. Liabilities include an amount for claims that have been incurred but not reported and incremental claims adjustment expenses.

Claim liabilities are calculated considering the effects of inflation, recent claim settlement trends including frequency and amount of payouts, and other economic and social factors.

MARTA also provides employee health insurance which includes medical, vision, pharmacy drugs, dental, critical illness, and life insurance. All the medical plans have both specific and aggregate stop loss insurance coverage.

METROPOLITAN ATLANTA RAPID TRANSIT AUTHORITY

Notes to the Financial Statements

June 30, 2023

(Dollars in Thousands)

16. COMMITMENTS AND CONTINGENCIES

Commitments - MARTA's long-range plan provides for the planning, construction, financing, and operation of a rapid transit system in multiple phases, consisting of approximately 60 miles of double track and 45 stations, of which 47.6 miles and 38 stations were in service June 30, 2023. At June 30, 2023, MARTA was committed to future capital expenditures for various other projects including expansion efforts.

The FTA has provided most of the funds required to construct Phase A (13.7 miles) and Phase B (9.7 miles) of the system with four grants totaling approximately \$1,232,400 in federal funds. Additionally, FTA has provided \$290,318 in federal funds for Phase C (10.6 miles), \$133,400 for Phase D (10.3 miles), and \$370,189 for Phase E (3.0 miles). The remaining costs of the system has been financed through sales and use tax revenues, Sales Tax Revenue Bonds, and investment income.

FTA has also authorized other grant funds for the construction of a bus rapid transit (BRT) system, bus transit facilities, buses, replacement and rehabilitation of transit operating equipment, development work for construction support techniques, upgrading the fire protection system, renovation of the track system, and other purposes not directly related to the rail construction program.

MARTA plans to fund its committed projects through the unencumbered capital portion of its sales tax, future new bond proceeds, issuance of short-term variable rate debt, and federal and state capital grants.

Federal funding may vary per awarding agency and award type. However, most current grant awards are shared with 80% federal funding and a 20% local match.

MARTA also has lease and interest revenue and capital reserves available to supplement its needs.

Contingencies - MARTA is a defendant in several lawsuits relating to alleged personal injuries and alleged damages to property and business as a result of its operations. Claims have also been filed with MARTA that relate to disputes between MARTA and various contractors under contracts that MARTA had entered prior to FY2023. Claims that are measurable and probable have been reflected in the financial statements.

In addition, FTA periodically audits costs relating to the federal grants. Any costs that are ultimately determined to be non-allowable under the provisions of a federal capital grant will require funding from local funds. The outcome of the above matters is not presently determinable; however, management believes the ultimate resolution of these matters will not materially affect the financial statements of MARTA.

Business Disruption - In March 2020, the World Health Organization declared the coronavirus (COVID-19) outbreak to be a global pandemic. COVID-19 has impacted economic activity, financial markets globally and locally and has resulted in a decrease in passenger fare revenue for the Authority for fiscal years 2020 – 2023.

Since the onset of the pandemic, both bus and rail ridership are down significantly. However, Sales Tax revenue has increased, and expenses are in line with normal year-over-year growth. To help mitigate the impact of the disruption in operations, MARTA carefully managed the COVID Relief funding received and has created comprehensive health and safety guidelines.

The extent to which COVID-19 impacts MARTA will depend on future developments, which are still highly uncertain and cannot be predicted. For the year ending June 30, 2023, MARTA experienced slightly higher ridership than budgeted but remains approximately 42% below pre-pandemic levels.

METROPOLITAN ATLANTA RAPID TRANSIT AUTHORITY
Notes to the Financial Statements
June 30, 2023
(Dollars in Thousands)

17. POLLUTION REMEDIATION OBLIGATION

GASB Statement No.49, Accounting and Financial Reporting for Pollution Remediation Obligations, details the circumstances under which the estimated liability for remediation of the detrimental effects of existing pollution should be recorded in the financial statements.

MARTA has one active remediation system at one bus maintenance facility (Hamilton Boulevard). In the 1990's there were multiple releases from underground storage tank systems at the site. MARTA is currently using a dual phase extraction (DPE) system to treat groundwater and soil vapor, as required by the Georgia Environmental Protection Division (EDP). System operation, monitoring, maintenance, and sampling requirements cost around \$480 per year.

MARTA estimates that \$1,728 is its obligation to remediate the sites at the bus and maintenance facilities as of June 30, 2023 which is included in other current liabilities on the Statement of Net Position.

METROPOLITAN ATLANTA RAPID TRANSIT AUTHORITY
Required Supplementary Information
Schedule of Changes in the Net Pension Liability and Related Ratios
Year Ended June 30, 2023

(Dollars in Thousands)

UNION

Total Pension Liability:	2022	2021	2020	2019	2018
Service Cost	\$ 15,788	\$ 15,528	\$ 14,793	\$ 13,319	\$ 13,036
Interest	41,881	40,016	40,154	39,340	38,706
Change in Benefit Terms	—	—	—	—	—
Difference between Expected and Actual Experience	(6,208)	(951)	1,657	(4,694)	(10,361)
Change in Assumptions	(5,765)	13,517	—	—	5,898
Benefit Payments	(41,706)	(40,572)	(37,334)	(37,933)	(38,499)
Administrative Expense	(586)	(611)	(566)	(596)	(589)
Net Change in Total Pension Liability	\$ 3,404	\$ 26,927	\$ 18,704	\$ 9,436	\$ 8,191
Total Pension Liability					
Beginning of the Year	603,300	576,373	557,669	548,233	540,042
Net Increase (Decrease)	3,404	26,927	18,704	9,436	8,191
Total Pension Liability End of the Year	\$ 606,704	\$ 603,300	\$ 576,373	\$ 557,669	\$ 548,233
Plan Fiduciary Net Position:					
Employee Contributions	\$ 5,846	\$ 6,010	\$ 5,837	\$ 5,699	\$ 5,137
Employer Contributions	10,718	11,018	10,674	10,404	9,129
Members Buybacks	—	—	—	—	—
Net Investment Income (Loss)	(101,792)	98,286	76,214	101,948	(26,423)
Benefits Payments	(41,706)	(40,572)	(37,334)	(37,933)	(38,499)
Administrative Expense	(586)	(611)	(566)	(596)	(589)
Other	—	—	—	—	—
Net Change in Plan Fiduciary Net Position	\$(127,520)	\$ 74,131	\$ 54,825	\$ 79,521	\$(51,245)
Total Fiduciary Net Position					
Beginning of the Year	716,545	645,680	590,855	511,334	562,578
Net Increase (Decrease)	(127,520)	74,131	54,825	79,521	(51,245)
Total Plan Fiduciary Net Position End of the Year	\$ 589,025	\$ 719,812	\$ 645,680	\$ 590,855	\$ 511,334
Plan's Net Position Liability/(Asset)	\$ 17,678	\$(116,512)	\$(69,307)	\$ (33,186)	\$ 36,899
Plan Fiduciary Net Position as % of TPL	97.1%	119.3%	112.0%	106.0%	93.3%
Covered Payroll	132,490	136,197	131,937	128,600	112,843
Plan's NPL as % of Covered Payroll	13.3%	-85.6%	-52.5%	-25.8%	32.7%

* The years in the column headers represent the measurement period ending December 31.

METROPOLITAN ATLANTA RAPID TRANSIT AUTHORITY
Required Supplementary Information
Schedule of Changes in the Net Pension Liability and Related Ratios
Year Ended June 30, 2023
(Dollars in Thousands)

<u>UNION</u>	<u>2017</u>	<u>2016</u>	<u>2015</u>	<u>2014</u>	<u>2013</u>
Total Pension Liability:					
Service Cost	\$12,199	\$11,677	\$11,476	\$11,099	\$11,004
Interest	37,614	38,448	35,684	35,109	34,672
Change in Benefit Terms	—	(1,180)	323	—	—
Difference between Expected and Actual Experience	2,670	(4,055)	(1,763)	(2,287)	(5,092)
Change in Assumptions	1,051	—	29,188	—	—
Benefit Payments	(38,807)	(38,031)	(36,727)	(35,123)	(33,491)
Administrative Expense	(705)	(928)	(851)	(588)	(553)
Net Change in Total Pension Liability	\$14,022	\$ 5,931	\$37,330	\$ 8,210	\$ 6,540
Total Pension Liability					
Beginning of the Year	526,020	520,089	482,759	474,549	468,009
Net Increase (Decrease)	14,022	5,931	37,330	8,210	6,540
Total Pension Liability End of the Year	\$540,042	\$526,020	\$520,089	\$482,759	\$474,549
Plan Fiduciary Net Position:					
Employee Contributions	\$ 4,947	\$ 4,828	\$ 4,719	\$ 4,392	\$ 4,812
Employer Contributions	9,041	8,807	8,630	8,077	8,839
Members Buybacks	—	—	—	—	—
Net Investment Income	68,793	41,493	(7,547)	31,954	84,100
Benefits Payments	(38,807)	(38,031)	(36,727)	(35,123)	(33,491)
Administrative Expense	(705)	(928)	(851)	(588)	(553)
Other	—	—	—	—	—
Net Change in Plan Fiduciary Net Position	\$43,269	\$16,169	\$(31,776)	\$ 8,713	\$63,707
Total Fiduciary Net Position					
Beginning of the Year	519,309	503,140	535,836	526,203	462,497
Net Increase (Decrease)	43,269	16,169	(32,696)	8,713	63,706
Total Plan Fiduciary Net Position End of the Year	\$562,578	\$519,309	\$503,140	\$534,916	\$526,203
Plan's Net Position Liability (NPL)	\$(22,536)	\$ 6,712	\$16,948	\$(52,157)	\$(51,654)
Plan Fiduciary Net Position as % of TPL	104.2%	98.7%	96.7%	110.8%	110.9%
Covered Payroll	111,751	108,865	106,678	99,587	109,119
Plan's NPL as % of Covered Payroll	-20.2%	6.2%	15.9%	-52.4%	-47.3%

* The years in the column headers represent the measurement period ending December 31.

** This is a 10-year schedule information. Information for additional years will be displayed as it becomes available.

METROPOLITAN ATLANTA RAPID TRANSIT AUTHORITY
Required Supplementary Information
Schedule of Changes in the Net Pension Liability and Related Ratios
Year Ended June 30, 2023
(Dollars in Thousands)

NON-REP

Total Pension Liability:	2022	2021	2020	2019	2018
Service Cost	\$ 3,608	\$ 3,708	\$ 4,240	\$ 4,471	\$ 5,136
Interest	29,088	28,706	28,372	28,832	29,002
Change in Benefit Terms	—	10,400	—	—	1,000
Difference between Expected and Actual Experience	1,500	2,000	(2,105)	2,785	(118)
Change in Assumptions	827	—	12,234	36,094	—
Benefit Payments	(39,211)	(36,377)	(35,903)	(37,291)	(37,643)
Administrative Expense	—	—	—	—	—
Net Change in Total Pension Liability	<u>\$(4,188)</u>	<u>\$ 8,437</u>	<u>\$ 6,838</u>	<u>\$34,891</u>	<u>\$(2,623)</u>
Total Pension Liability					
Beginning of the Year	544,604	536,167	529,329	494,438	497,061
Net Increase (Decrease)	<u>(4,188)</u>	<u>8,437</u>	<u>6,838</u>	<u>34,891</u>	<u>(2,622)</u>
Total Pension Liability End of the Year	<u><u>\$540,416</u></u>	<u><u>\$544,604</u></u>	<u><u>\$536,167</u></u>	<u><u>\$529,329</u></u>	<u><u>\$494,438</u></u>
Plan Fiduciary Net Position:					
Employee Contributions	\$ 1,608	\$ 1,708	\$ 1,990	\$ 2,250	\$ 2,424
Employer Contributions	10,508	15,629	15,146	19,493	19,434
Members Buybacks	36	88	17	29	20
Net Investment Income (Loss)	(73,051)	56,215	55,668	68,425	(22,247)
Benefits Payments	(39,211)	(36,377)	(35,903)	(37,291)	(37,643)
Administrative Expense	(644)	(266)	(378)	(361)	(263)
Other	1	1	—	1	9
Net Change in Plan Fiduciary Net Position	<u>(100,753)</u>	<u>\$36,996</u>	<u>\$36,540</u>	<u>\$52,546</u>	<u>\$(38,265)</u>
Total Fiduciary Net Position					
Beginning of the Year	505,496	468,500	431,960	379,414	417,679
Net Increase (Decrease)	<u>(100,753)</u>	<u>36,996</u>	<u>36,540</u>	<u>52,546</u>	<u>(38,265)</u>
Total Plan Fiduciary Net Position End of the Year	<u><u>\$404,743</u></u>	<u><u>\$505,496</u></u>	<u><u>\$468,500</u></u>	<u><u>\$431,960</u></u>	<u><u>\$379,414</u></u>
Plan's Net Position Liability (NPL)	<u><u>\$135,674</u></u>	<u><u>\$39,108</u></u>	<u><u>\$67,667</u></u>	<u><u>\$97,369</u></u>	<u><u>\$115,024</u></u>
Plan Fiduciary Net Position as % of TPL	<u><u>74.9%</u></u>	<u><u>92.8%</u></u>	<u><u>87.4%</u></u>	<u><u>81.6%</u></u>	<u><u>76.7%</u></u>
Covered Payroll	21,066	22,563	25,303	28,998	31,145
Plan's NPL as % of Covered Payroll	644.0%	173.3%	267.4%	335.8%	369.3%

* The years in the column headers represent the measurement period ending December 31.

METROPOLITAN ATLANTA RAPID TRANSIT AUTHORITY
Required Supplementary Information
Schedule of Changes in the Net Pension Liability and Related Ratios
Year Ended June 30, 2023
(Dollars in Thousands)

<u>NON-REP</u>	2017	2016	2015	2014	2013
Total Pension Liability:					
Service Cost	\$ 4,747				
Interest	30,292	5,656	6,051	5,602	5,994
Change in Benefit Terms	2,800	32,430	31,569	31,475	30,517
Difference between Expected and Actual Experience	4,409	(37,000)	—	—	—
Change in Assumptions	26,064	1,987	9,181	4,158	(1,032)
Benefit Payments	(36,647)	15,000	—	15,914	10,648
Administrative Expense	—	(33,470)	(34,383)	(34,023)	(31,084)
Net Change in Total Pension Liability	<u>\$ 31,665</u>	<u>\$(15,397)</u>	<u>\$ 12,418</u>	<u>\$ 23,126</u>	<u>\$ 15,043</u>
Total Pension Liability					
Beginning of the Year	465,396	480,793	468,375	445,249	430,206
Net Increase (Decrease)	31,665	(15,397)	12,418	23,126	15,043
Total Pension Liability End of the Year	<u>\$497,061</u>	<u>\$465,396</u>	<u>\$480,793</u>	<u>\$468,375</u>	<u>\$445,249</u>
Plan Fiduciary Net Position:					
Employee Contributions	\$ 2,533	\$ 2,626	\$ 2,818	\$ 2,902	\$ 3,389
Employer Contributions	13,540	26,339	20,114	20,623	21,619
Members Buybacks	48	55	82	44	90
Net Investment Income	63,383	22,568	(2,994)	19,772	66,798
Benefits Payments	(36,647)	(33,470)	(34,383)	(34,023)	(31,084)
Administrative Expense	(275)	(231)	(245)	(227)	(351)
Other	1	133	9	10	341
Net Change in Plan Fiduciary Net Position	<u>\$ 42,583</u>	<u>\$ 18,020</u>	<u>\$(14,598)</u>	<u>\$ 9,102</u>	<u>\$ 60,801</u>
Total Fiduciary Net Position					
Beginning of the Year	375,096	357,076	371,675	362,573	301,771
Net Increase (Decrease)	42,583	18,020	(14,598)	9,102	60,802
Total Plan Fiduciary Net Position End of the Year	<u>\$417,679</u>	<u>\$375,096</u>	<u>\$357,076</u>	<u>\$371,675</u>	<u>\$362,573</u>
Plan's Net Position Liability (NPL)	<u>\$79,382</u>	<u>\$90,300</u>	<u>\$123,717</u>	<u>\$96,701</u>	<u>\$82,676</u>
Plan Fiduciary Net Position as % of TPL	84.0%	80.6%	74.3%	79.4%	81.4%
Covered Payroll	34,571	38,966	42,301	45,099	45,668
Plan's NPL as % of Covered Payroll	229.6%	231.7%	292.5%	214.4%	181.0%

* The years in the column headers represent the measurement period ending December 31.

METROPOLITAN ATLANTA RAPID TRANSIT AUTHORITY
Required Supplementary Information
Schedule of Changes in the Net Pension Liability and Related Ratios
Year Ended June 30, 2023
(Dollars in Thousands)

2023 Annual Comprehensive Financial Report Year Ended June 30, 2023 FINANCIAL SECTION

UNION

	2023	2022	2021
Actuarial Assumptions:			
Investment Rate of Return	7.00%	7.00%	7.25%
Inflation	2.50%	2.50%	2.50%
Projected Salary Increases:			
Cost of Living	None	None	None
Merit or Seniority	1.00% per year	1.00% per year	1.00% per year
Mortality Assumptions:			
Healthy	RP-2014 Blue Collar Mortality for Healthy Lives with fully generational using 1/2 of Scale MP-2016 set forward by 1 year	RP-2014 Mortality for Healthy Lives with fully generational using 1/2 of Scale MP-2016 set forward by 1 year	RP-2014 Mortality for Healthy Lives with fully generational using 1/2 of Scale MP-2016 set forward by 1 year
Disabled	RP-2014 Mortality for Disabled Lives with fully generational using 1/2 of Scale MP-2016	RP-2014 Mortality for Disabled Lives with fully generational using 1/2 of Scale MP-2016	RP-2014 Mortality for Disabled Lives with fully generational using 1/2 of Scale MP-2016

NON-REP

	2023	2022	2021
Actuarial Assumptions:			
Investment Rate of Return	5.50%	5.50%	5.50%
Inflation	2.50%	2.25%	2.00%
Mortality Assumptions:			
Healthy	RP-2014 Mortality for Healthy Annuitant Mortality Tables separated by sex, Projection Scale MP-2021, fully generational	RP-2014 Mortality for Healthy Annuitant Mortality Tables separated by sex, Projection Scale MP-2019, fully generational	RP-2014 Mortality for Healthy Annuitant Mortality Tables separated by sex, Projection Scale MP-2019, fully generational
Disabled	None. No future mortality improvement was projected	None. No future mortality improvement was projected	None. No future mortality improvement was projected

METROPOLITAN ATLANTA RAPID TRANSIT AUTHORITY
Required Supplementary Information
Schedule of Changes in the Net Pension Liability and Related Ratios
Year Ended June 30, 2023
(Dollars in Thousands)

UNION

	2020	2019	2018
Actuarial Assumptions:			
Investment Rate of Return	7.25%	7.25%	7.25%
Inflation	2.50%	2.50%	2.10%
Projected Salary Increases:			
Cost of Living	None	None	None
Merit or Seniority	1.00% per year	1.00% per year	1.00% per year
Mortality Assumptions:			
Healthy	RP-2014 Mortality for Healthy Lives with fully generational using 1/2 of Scale MP-2016 set forward by 1 year	RP-2014 Mortality for Healthy Lives with fully generational using 1/2 of Scale MP 2016 set forward by 1 year	RP-2000 Combined Health Mortality Tables separated by Sex, Project Scale BB to valuation date.
Disabled	RP-2014 Mortality for Disabled Lives with fully generational using 1/2 of Scale MP-2016	RP-2014 Mortality for Disabled Lives with fully generational using 1/2 of Scale MP-2016	RP-2014 Blue Collar Mortality Table using 1/2 of Scale MP-2016

NON-REP

	2020	2019	2018
Actuarial Assumptions:			
Investment Rate of Return	5.50%	6.00%	6.00%
Inflation	2.25%	2.50%	2.50%
Mortality Assumptions:			
Healthy	RP-2014 Employee and Healthy Annuitant Mortality Tables separated by sex, Projection Scale MP-2019, fully generational.	RP-2014 Employee and Healthy Annuitant Mortality Tables separated by sex, Projection Scale MP-2016, fully generational.	RP-2000 Combined Health Mortality Tables separated by Sex, Project Scale BB to valuation date.
Disabled	None. No future mortality improvement was projected	RP-2014 Employee and Healthy Annuitant Mortality Tables separated by Sex, Projection Scale BB to valuation date.	RP-2014 Employee and Healthy Annuitant Mortality Tables separated by Sex, Projection Scale BB to valuation date.

METROPOLITAN ATLANTA RAPID TRANSIT AUTHORITY
Required Supplementary Information
Schedule of Changes in the Net Pension Liability and Related Ratios
Year Ended June 30, 2023

(Dollars in Thousands)

UNION

	2017	2016
Actuarial Assumptions:		
Investment Rate of Return	7.50%	7.50%
Inflation	2.80%	2.80%
Projected Salary Increases:		
Cost of Living	3.00%	3.00%
Merit or Seniority	1.00% per year	1.00% per year
Mortality Assumptions:		
Healthy	RP-2014 Mortality Blue Collar Mortality Table using 1/2 of Scale MP-2014	RP-2014 Mortality Blue Collar Mortality Table using 1/2 of Scale MP-2014
Disabled	RP-2014 Blue Collar Mortality Table using 1/2 of Scale MP-2014	RP-2014 Blue Collar Mortality Table using 1/2 of Scale MP-2014

NON-REP

	2017	2016
Actuarial Assumptions:		
Investment Rate of Return	6.70%	6.90%
Inflation	2.50%	2.50%
Mortality Assumptions:		
Healthy	RP-2000 Combined Health Mortality Tables separated by sex, Project Scale BB to valuation date.	RP-2000 Combined Health Mortality Tables separated by sex, Project Scale BB to valuation date
Disabled	RP-2000 Combined Health Mortality Tables separated by sex, Project Scale BB to valuation date.	None. No future mortality improvement was projected

METROPOLITAN ATLANTA RAPID TRANSIT AUTHORITY
Required Supplementary Information
Schedule of Employer Contributions - Pension
Year Ended June 30, 2023
(Dollars in Thousands)

UNION

FISCAL YEAR ENDED JUNE 30	2023	2022	2021	2020	2019
Contributions					
Actuarially Determined Contribution	\$ 10,535	\$ 9,853	\$ 11,189	\$ 10,257	\$ 9,812
Actual Employer Contributions	10,535	9,853	11,489	10,257	9,812
Contribution Deficiency (Excess)	<u>—</u>	<u>—</u>	<u>(300)</u>	<u>—</u>	<u>—</u>
Covered Payroll	<u>\$130,225</u>	<u>\$121,793</u>	<u>\$138,306</u>	<u>\$126,792</u>	<u>\$121,284</u>
Actual Contributions as % of Covered Payroll	8.09%	8.09%	8.31%	8.09%	8.09%

NON-REP

FISCAL YEAR ENDED JUNE 30	2023	2022	2021	2020	2019
Contributions					
Actuarially Determined Contribution	\$ 12,626	\$ 9,147	\$ 12,853	\$ 15,741	\$ 14,664
Actual Employer Contributions	21,451	11,266	17,967	16,899	17,647
Contribution Deficiency (Excess)	<u>(8,825)</u>	<u>(2,119)</u>	<u>(5,114)</u>	<u>(1,158)</u>	<u>(2,983)</u>
Covered Payroll	<u>\$ 21,350</u>	<u>\$ 22,339</u>	<u>\$ 25,124</u>	<u>\$ 28,673</u>	<u>\$ 31,425</u>
Actual Contributions as % of Covered Payroll	100.47%	50.43%	71.51%	58.94%	56.16%

*Based on a blend of the overlapping Calendar Year results. The 6/30/2017 through 6/30/2023 results are based on the unaudited cash statements for the preceding 12 months and the applicable contribution rate.

METROPOLITAN ATLANTA RAPID TRANSIT AUTHORITY
Required Supplementary Information
Schedule of Employer Contributions - Pension
Year Ended June 30, 2023
(Dollars in Thousands)

UNION

FISCAL YEAR ENDED JUNE 30	2018	2017	2016	2015	2014
Contributions					
Actuarially Determined Contribution	\$9,278	\$ 8,924	\$ 8,719	\$ 8,729	\$ 7,510
Actual Employer Contributions	9,278	8,924	8,719	8,354	8,458
Contribution Deficiency (Excess)	<u>—</u>	<u>—</u>	<u>—</u>	<u>375</u>	<u>(948)</u>
Covered Payroll	<u>\$114,680</u>	<u>\$110,308</u>	<u>\$107,772</u>	<u>\$103,133</u>	<u>\$104,353</u>
Actual Contributions as % of Covered Payroll	8.09%	8.09%	8.09%	8.10%	8.11%

NON-REP

FISCAL YEAR ENDED JUNE 30	2018	2017	2016	2015	2014
Contributions					
Actuarially Determined Contribution	\$13,181	\$19,787	\$23,211	\$18,296	\$18,646
Actual Employer Contributions	17,158	24,346	19,787	20,369	21,121
Contribution Deficiency (Excess)	<u>\$(3,977)</u>	<u>(4,559)</u>	<u>3,424</u>	<u>(2,073)</u>	<u>(2,475)</u>
Covered Payroll	<u>\$ 34,157</u>	<u>\$ 38,231</u>	<u>\$ 43,402</u>	<u>\$ 43,700</u>	<u>\$ 45,384</u>
Actual Contributions as % of Covered Payroll	50.23%	63.68%	45.59%	46.61%	46.54%

*Based on a blend of the overlapping Calendar Year results. The 6/30/2017 through 6/30/2023 results are based on the unaudited cash statements for the preceding 12 months and the applicable contribution rate.

METROPOLITAN ATLANTA RAPID TRANSIT AUTHORITY
Required Supplementary Information
Schedule of Changes in Net OPEB Liability and Related Ratios
Year Ended June 30, 2023
(Dollars in Thousands)

	<u>2022</u>	<u>2021</u>	<u>2020</u>	<u>2019</u>	<u>2018</u>	<u>2017</u>
Total OPEB Liability:						
Service Cost (BOY)	\$ 6,900	\$ 7,005	\$ 7,150	\$ 6,915	\$ 6,751	\$ 6,521
Interest	12,313	14,532	14,137	14,396	14,133	15,259
Change in Benefit Terms	—	—	—	5,114	—	—
Difference between Expected and Actual Experience	(3,201)	(18,372)	(3,975)	(19,310)	(265)	(7,362)
Change in Assumptions	—	(9,211)	—	3,956	—	(15,402)
Benefit Payments	(11,461)	(11,997)	(11,526)	(15,009)	(17,020)	15,335
Administrative Expense	—	—	—	—	—	—
Net Change in Total OPEB Liability	<u>\$ 4,551</u>	<u>\$ (18,043)</u>	<u>\$ 5,786</u>	<u>\$ (3,938)</u>	<u>\$ 3,599</u>	<u>\$ (16,319)</u>
Total OPEB Liability						
Beginning of the Year	182,547	200,589	194,803	198,741	195,143	211,461
Net Increase (Decrease)	4,551	(18,043)	5,786	(3,938)	3,599	(16,319)
End of the Year	<u><u>\$ 187,098</u></u>	<u><u>\$ 182,546</u></u>	<u><u>\$ 200,589</u></u>	<u><u>\$ 194,803</u></u>	<u><u>\$ 198,741</u></u>	<u><u>\$ 195,142</u></u>
Plan Fiduciary Net Position:						
Employer Contributions	\$ 13,461	\$ 14,997	\$ 14,526	\$ 18,009	\$ 20,020	\$ 20,772
Active Employee Contributions *	—	—	—	—	—	—
Net Investment Income	(18,070)	23,212	2,632	4,103	5,265	6,867
Benefit Payments	(11,461)	(11,997)	(11,526)	(15,009)	(17,020)	(15,335)
Administrative Expense	—	—	—	—	—	—
Net Change in Plan Fiduciary Net Position	<u>\$ (16,070)</u>	<u>\$ 26,212</u>	<u>\$ 5,632</u>	<u>\$ 7,103</u>	<u>\$ 8,265</u>	<u>\$ 12,304</u>
Total Fiduciary Net Position						
Beginning of the Year	114,900	88,688	83,056	75,953	67,688	55,384
Net Increase (Decrease)	(16,070)	26,212	5,632	7,103	8,265	12,304
End of the Year	<u><u>\$ 98,830</u></u>	<u><u>\$ 114,900</u></u>	<u><u>\$ 88,688</u></u>	<u><u>\$ 83,056</u></u>	<u><u>\$ 75,953</u></u>	<u><u>\$ 67,688</u></u>
Plan's Net Position Liability (NPL)	<u>\$ 88,268</u>	<u>\$ 67,646</u>	<u>\$ 111,901</u>	<u>\$ 111,747</u>	<u>\$ 122,788</u>	<u>\$ 127,455</u>
Plan Fiduciary Net Position as % of TOL	52.8%	62.9%	44.2%	42.6%	38.2%	34.7%

*Active employees do not contribute to the OPEB Plan.

**The year in the column header represents the measurement period ending June 30th.

*** This is a 10-year schedule. Information for additional years will be displayed as it becomes available.

Notes to Schedule – Changes in benefits and assumptions: In FY2, the discount rate used to calculate liabilities has remained the same 6.5%. The inflation rate decreased from 2.50% to 2.25%. The health care trend rate starting point decreased from 8.50% to 7.25%. Mortality rates for the Non-Represented Plan have been updated. Spousal coverage election rate has been reduced from 70% to 50%.

METROPOLITAN ATLANTA RAPID TRANSIT AUTHORITY
Required Supplementary Information
Schedule of Employer Contributions - OPEB
Year Ended June 30, 2023
(Dollars in Thousands)

FISCAL YEAR ENDING	2023	2022	2021	2020	2019	2018	2017
Contributions							
Actuarially Determined Contributions	\$ 13,461	\$14,997	\$ 15,002	\$ 14,526	\$ 18,009	\$20,020	\$20,772
Employer Contributions (ERC)	13,461	14,997	15,002	14,526	18,009	20,020	20,772
Contributions (Excess)/ Deficiency	—	—	—	—	—	—	—

**This is a 10-year schedule. Information for additional years will be displayed as it becomes available.

Notes to Schedule:

Valuation Date:	June 30, 2021, rolled forward to June 30, 2022
Discount Rate:	6.5%
Investment Rate of Return:	6.5%
Inflation Rate:	2.25%
Healthcare Cost Trend:	7.25% for PY 2021-22 and decreases to an ultimate rate of 5.0% by PY 2031-32

METROPOLITAN ATLANTA RAPID TRANSIT AUTHORITY
Other Supplemental Information
Combining Statement of Fiduciary Net Position
June 30, 2023
(Dollars in Thousands)

	Total	Defined Benefit Pension Rep	Defined Benefit Pension Non-Rep	Other Post Employee Benefits
ASSETS				
Receivables:				
Employee Contributions	\$ 294	\$ 255	\$ 39	\$ —
Employer Contributions	916	469	447	—
Other Receivables	22	—	22	—
Due from Brokers	4,893	111	4,782	—
Accrued Investment Income	1,554	677	877	—
Total Receivables	<u>7,679</u>	<u>1,512</u>	<u>6,167</u>	<u>—</u>
Investments at Fair Value:				
Equities	479,048	149,786	232,810	96,452
Partnerships	12,838	12,838	—	—
Mutual Funds	334,567	334,567	—	—
Fixed Income	242,861	84,603	145,627	12,631
Real Estate Funds	27,520	—	27,520	—
Derivatives	49	—	49	—
Short- term Investments	18,114	6,307	7,617	4,191
Total Investments	<u>1,114,997</u>	<u>588,101</u>	<u>413,623</u>	<u>113,274</u>
Total Assets	<u>\$ 1,122,676</u>	<u>\$ 589,613</u>	<u>\$ 419,788</u>	<u>\$ 113,276</u>
LIABILITIES				
Accounts Payable	\$ 556	\$ 217	\$ 339	\$ —
Due to Brokers	15,156	370	14,707	79
Total Liabilities	<u>15,712</u>	<u>587</u>	<u>15,046</u>	<u>79</u>
NET POSITION				
Restricted for:				
Pensions	993,768	589,026	404,742	—
Post Employment Benefits other than Pensions	113,196	—	—	113,196
Total Net Position	<u>1,106,964</u>	<u>589,026</u>	<u>404,742</u>	<u>113,196</u>
Total Liabilities and Net Position	<u>\$ 1,122,676</u>	<u>\$ 589,613</u>	<u>\$ 419,788</u>	<u>\$ 113,274</u>

METROPOLITAN ATLANTA RAPID TRANSIT AUTHORITY
Other Supplemental Information
Combining Statement of Changes in Fiduciary Net Position
Year Ended June 30, 2023

(Dollars in Thousands)

	Total	Defined Benefit Pension Rep	Defined Benefit Pension Non-Rep	Other Post Employee Benefits
ADDITIONS				
Contributions:				
Employee	\$ 9,097	\$ 5,846	\$ 1,644	\$ 1,607
Employer	31,886	10,719	10,508	10,659
Total Contributions	<u>40,983</u>	<u>16,565</u>	<u>12,152</u>	<u>12,266</u>
Investment Income				
Interest and Dividends	13,409	7,461	3,974	1,974
Net Increase (Decrease) in Fair Value of Investments	(173,816)	(107,402)	(76,980)	10,566
Real Estate Income	1,009	—	1,009	—
Securities Lending Income	77	—	77	—
Total Investment Earnings (Loss)	<u>(159,321)</u>	<u>(99,941)</u>	<u>(71,920)</u>	<u>12,540</u>
Less Investment Costs				
Investment Activity Costs	3,129	1,852	1,103	174
Securities Lending Costs	27	—	27	—
Net Investment Earnings (Loss)	<u>(162,477)</u>	<u>(101,793)</u>	<u>(73,050)</u>	<u>12,366</u>
Total Additions	<u>(121,494)</u>	<u>(85,228)</u>	<u>(60,898)</u>	<u>24,632</u>
DEDUCTIONS				
Benefits Paid to Participants or Beneficiaries	80,917	41,706	39,211	—
Medical, Dental, and Life Insurance for Retirees	10,266	—	—	10,266
Administrative Expenses	1,231	586	645	—
Total Deductions	<u>92,414</u>	<u>42,292</u>	<u>39,856</u>	<u>10,266</u>
Net increase (Decrease) in Fiduciary Net Position	(213,908)	(127,520)	(100,754)	14,366
NET POSITION RESTRICTED				
Net Position, July 1	1,320,872	716,545	505,497	98,830
Net Position, June 30	<u>\$ 1,106,964</u>	<u>\$ 589,025</u>	<u>\$ 404,743</u>	<u>\$ 113,196</u>

METROPOLITAN ATLANTA RAPID TRANSIT AUTHORITY
Supplemental Schedule of Revenues and Expenses
Budget vs. Actual (Budget Basis)
Year Ended June 30, 2023
(Dollars in Thousands)

	<u>Budget</u>	<u>Actual (Budget Basis)</u>	<u>Variance Favorable/ (Unfavorable)</u>
Operating Revenues			
Fare Revenue	\$ 68,651	\$ 74,057	\$ 5,406
Other Revenue	8,429	7,183	(1,246)
Total Operating Revenues	<u>77,080</u>	<u>81,240</u>	<u>4,160</u>
Operating Expenses			
Transportation	282,371	275,265	7,106
Maintenance & Garage Operations	191,432	196,467	(5,035)
General and Administrative	113,756	117,707	(3,951)
Total Operating Expenses	<u>587,559</u>	<u>589,439</u>	<u>(1,880)</u>
Operating Loss	(510,479)	(508,199)	2,280
Nonoperating Revenues			
Sales and Use Tax	683,751	704,416	20,665
Federal Operating Revenue	213,871	215,904	2,033
Investment Income	1,323	22,415	21,092
Other Revenues	39,083	45,594	6,511
	<u>938,028</u>	<u>988,329</u>	<u>50,301</u>
Increase in Net Position- Budget Basis	<u>\$ 427,549</u>	<u>\$ 480,130</u>	<u>\$ 52,581</u>
Basis Differences			
Depreciation		(250,150)	
Gain on Sales of Property and Equipment		529	
Interest Expense		(73,508)	
Amortization of Financing Related Charges		(768)	
Other - Nonoperating Expense		(85,440)	
Capital Grants and Contributions		52,380	
Increase in Net Position - GAAP Basis		<u>\$ 123,173</u>	

See notes to supplemental schedule

METROPOLITAN ATLANTA RAPID TRANSIT AUTHORITY
Notes to the Supplemental Schedule
Year Ended June 30, 2023
(Dollars in Thousands)

1. BUDGETARY HIGHLIGHTS

MARTA adopts its Operating and Capital Budget in June of each year. Once adopted, total budgeted revenues and/or expenses cannot change. Operating revenue performed favorable to the budget, ending the year \$4,160 (5.40%) more than budget due to the increase in ridership after the prolonged adverse impact of COVID-19. Nonoperating revenues were \$50,301 (5.36%) favorable to the budget. The largest favorable variances were Investment Income and Sales & Use Tax which were \$21,092 and \$20,665, respectively, more than budgeted. MARTA continued a number of cost containment measures in fiscal year 2023 by focusing on increasing productivity and efficiencies. The fiscal year 2023 total operating expenses were \$589,439 which excludes depreciation. This was \$1,880 (0.32%) more than the fiscal year 2023 budget, which was \$32,376 (5.8%) more than the previous year's budget.

STATISTICAL

3

marta

INTENTIONALLY LEFT BLANK

STATISTICAL SECTION - Unaudited

This section of the Annual Comprehensive Financial Report presents detailed information as a context for understanding what the information in the financial statements, note disclosures and required supplementary information say about the Authority's overall financial health.

Schedules

FINANCIAL TRENDS

[97-103](#)

These schedules contain trend information to help the reader understand how the Authority's financial performance and well-being have changed over time.

REVENUE CAPACITY

[107-109](#)

These schedules contain information to help the reader assess the Authority's sources of revenue especially the most significant revenue source, the sales and use tax.

DEBT CAPACITY

[113-117](#)

These schedules present information to help the reader assess the affordability of the Authority's current levels of outstanding debt and the Authority's ability to issue additional debt in the future.

DEMOGRAPHIC & ECONOMIC INFORMATION

[121-125](#)

These schedules offer demographic and economic indicators to help the reader understand the environment within which the Authority's financial activities take place.

OPERATING INFORMATION

[129-135](#)

These schedules contain service and infrastructure data to help the reader understand how the information in the Authority's financial report relates to the services the Authority provides and the activities it performs.

SOURCES

Unless otherwise noted, the information in these schedules is derived from the annual comprehensive financial reports for the relevant year.

INTENTIONALLY LEFT BLANK

FINANCIAL TRENDS

4

marta

INTENTIONALLY LEFT BLANK

Condensed Summary of Net Position

Last Ten Fiscal Years
(Dollars in Millions)

	2023	2022	2021	2020	2019	2018	2017	2016	2015	2014
ASSETS:										
Current and Other Assets	\$ 1,532	\$ 1,456	\$ 1,386	\$ 1,336	\$ 1,061	\$ 955	\$ 1,253	\$ 1,086	\$ 1,161	\$ 1,033
Capital Assets	3,050	3,084	3,059	3,057	3,004	2,883	2,871	2,966	3,049	3,056
Net Pension Assets	-	117	69	33	-	23	-	-	53	-
Derivative Assets	-	-	1	-	-	-	-	-	-	-
Other	-	-	-	-	-	-	-	-	2	-
Total Assets	4,582	4,657	4,515	4,426	4,065	3,861	4,124	4,052	4,265	4,089
DEFERRED OUTFLOWS OF RESOURCES										
Hedging	-	-	-	1	-	-	-	-	2	-
Pension	129	24	23	44	101	89	-	128	41	-
OPEB	23	14	20	22	18	20	-	-	-	-
Debt Refunding	22	39	32	26	29	31	21	25	10	12
Total Deferred Outflows of Resources	175	77	93	148	140	131	153	53	12	20
Total Assets and Deferred Outflows of Resources	4,757	4,734	4,590	4,519	4,213	4,001	4,255	4,205	4,318	4,101
LIABILITIES:										
Long-term Debt Outstanding	2,198	2,287	2,657	2,732	2,444	2,361	2,345	2,176	2,132	1,792
Current and Other Liabilities	334	310	351	341	334	294	532	536	693	884
Derivative Liability	-	-	-	1	-	-	-	-	2	-
Net Pension Liability	153	39	68	97	152	79	97	141	96	-
Net OPEB Liability	88	68	112	112	123	128	1	1	1	-
Total Liabilities	2,775	2,704	3,188	3,283	3,053	2,862	2,975	2,854	2,924	2,676
DEFERRED INFLOWS OF RESOURCES										
Hedging	-	-	1	-	-	333	-	-	-	-
Lease	298	325	12	13	15	16	-	-	-	-
Pension	9	132	94	59	9	50	9	3	2	-
OPEB	19	40	15	23	15	20	-	-	-	-
Total Deferred Inflows of Resources	326	497	122	95	39	419	3	2	-	-
Total Liabilities and Deferred Inflows of Resources	3,101	3,201	3,310	3,378	3,092	3,281	2,984	2,857	2,926	2,676
NET POSITION:										
Net Investment in Capital Assets	773	778	673	623	810	774	222	503	478	647
Restricted	102	77	74	66	62	54	936	857	929	789
Unrestricted	781	678	533	452	249	224	113	(12)	(14)	(11)
TOTAL NET POSITION	\$ 1,656	\$ 1,533	\$ 1,280	\$ 1,141	\$ 1,121	\$ 1,052	\$ 1,271	\$ 1,348	\$ 1,393	\$ 1,425

Summary of Revenues, Expenses and Changes in Net Position

Last Ten Fiscal Years
(Dollars in Millions)

FINANCIAL TRENDS

2023 Annual Comprehensive Financial Report Year Ended June 30, 2023 STATISTICAL SECTION

	2023 ⁽¹⁾	2022 ⁽¹⁾	2021 ⁽¹⁾	2020 ⁽¹⁾	2019	2018	2017	2016	2015	2014
Operating Revenues										
Fare Revenues	\$74	\$65	\$52	\$102	\$133	\$138	\$138	\$141	\$146	\$140
Other Revenues	7	7	5	8	8	10	10	11	11	12
Total Operating Revenues	81	72	57	110	141	148	148	152	157	153
Non-Operating Revenues										
Sales and Use Tax	704	669	570	522	540	507	439	410	378	347
Federal Revenues	216	250	281	235	87	76	85	76	83	103
Investment Income	22	12	4	12	12	3	2	2	1	1
Net Leases Transaction Activity	—	—	—	(2)	(1)	(71)	(27)	32	5	7
Other Revenues and Equip.	46	56	53	44	43	42	50	42	28	32
	—	—	—	3	7	—	—	—	—	—
Total Non-operating Revenues	989	985	908	814	688	558	552	562	494	490
Total Revenues	1,070	1,057	965	924	829	706	700	715	651	642
Summary of Expenses										
Operating:										
Transportation Operations	275	228	230	241	247	227	220	206	187	182
General and Administrative	118	72	94	94	100	103	73	83	82	89
Depreciation	250	252	249	246	241	234	236	243	225	210
Total Operating Expenses	839	725	751	755	763	716	669	676	625	623
Non-Operating Expenses										
Interest Expenses	74	77	84	87	84	78	84	83	86	76
Interest Expenses Capitalized	—	—	—	—	—	—	—	—	(1)	(1)
Charges										
Activity	1	(5)	(7)	(7)	(9)	(5)	(7)	(5)	(3)	(4)
Derivatives	—	—	—	(1)	(1)	—	—	—	—	—
Other Non-operating Expenses	85	72	62	50	45	33	45	39	44	62
Total Non-operating Expenses	160	144	139	129	119	106	123	117	125	124
Total Expenses	999	869	890	884	882	822	792	793	750	747
Income/(Loss) Before Capital Grants and Contributions	71	188	75	40	(53)	(114)	(92)	(78)	(99)	(105)
	52	63	65	62	122	30	15	32	82	71
Increase (Decrease) in Net Position	123	251	140	102	69	(84)	(78)	(45)	(17)	(34)
Net Position, July 1	1,533	1,280	1,140	1,039	1,052	1,136	1,348	1,393.00	1,410	1,459
Cumulative Effect of Adoption of New Accounting Principle	—	2	—	—	—	—	—	—	—	—
Net Position, July 1	1,533	1,282	1,140	1,039	1,052	1,136	1,348	1,393	1,410	1,459
Net Position, June 30	\$1,656	\$1,533	\$1,280	\$1,141	\$1,121	\$1,052	\$1,271	\$1,348	\$1,393	\$1,425

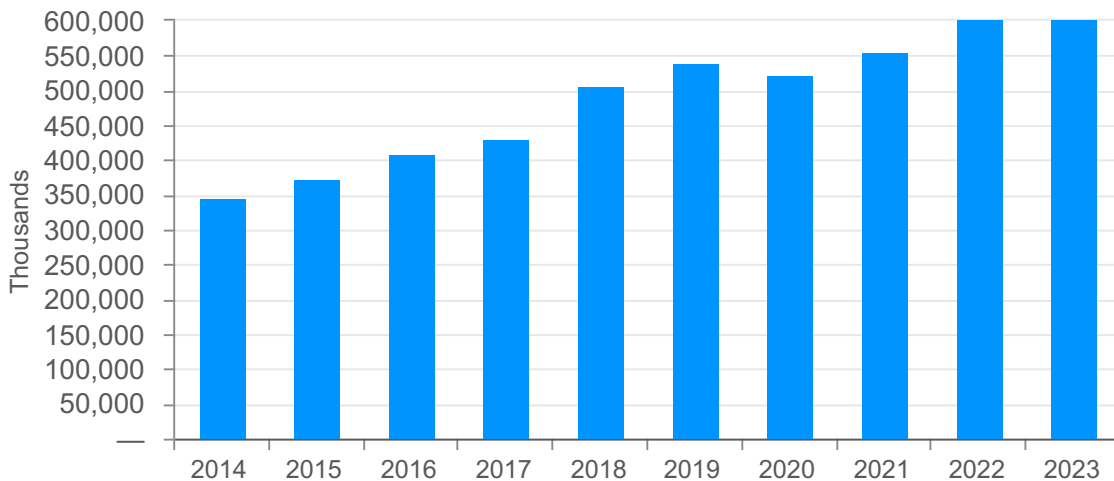
⁽¹⁾ Sales and Use Tax, Fare Revenue and Operating Expenses were impacted by COVID-19. Federal Revenues include COVID Stimulus funds.

Sales Tax Collection and Usage

Last Ten Fiscal Years
(Dollars in Thousands)

Fiscal Year	Sales Tax ⁽¹⁾	Percent Change	Usage ^(2 & 3)				
			Sinking Fund Withheld	Capital Construction	Subsidy	Percent Used	Overage/ (Shortage)
2014	\$ 345,825	1.6%	\$ 132,723	\$ 40,190	\$ 158,218	46%	\$ 14,694
2015	372,384	7.7	146,184	40,008	151,235	41	34,957
2016	409,846	10.1	150,834	62,530	159,470	39	37,012
2017	429,886	4.9	130,570	95,550	170,207	40	33,559
2018	507,264	18.0	123,806	149,509	213,046	40	20,903
2019	538,966	6.2	135,623	148,707	248,868	46	5,768
2020	524,832	(2.6)	141,682	135,429	193,176	37	54,545
2021 ⁽¹⁾	557,093	6.2	147,570	146,575	108,050	19	154,898
2022 ⁽¹⁾	664,645	19.3	143,861	207,072	92,594	14	221,118
2023 ⁽¹⁾	705,828	6.2	143,549	230,540	241,685	34	90,054

Sales & Use Tax Receipts



⁽¹⁾ Sales Tax Collection is stated on cash basis. Increase in sales tax collection was due to the increase in consumer spending.

⁽²⁾ For the period July, 1 2010 through June 30, 2014, the Official Code of Georgia Annotated (O.C.G.A) §32-9-13 temporarily suspended the 50/50 sales tax restriction.

⁽³⁾ In fiscal year 2015, the 50-50 mandate dictating how MARTA can spend its sales tax revenue was permanently lifted.

Revenues and Operating Assistance Comparison to Industry Trend Data

Last Ten Fiscal Years
(As a Percentage of Total)

Fiscal Year	Operating and Other Miscellaneous Revenue			Operating Assistance			Total Revenue	
	Fares	Other ⁽²⁾	Total	Sales & Use Tax	Federal	Total		
Transportation Industry⁽¹⁾								
2014	32.0%	3.9%	35.9%	55.0%	8.6%	64.1%	100%	
2015	32.5	4.9	37.4	54.3	8.3	62.6	100	
2016	31.3	5.0	36.3	55.6	8.0	63.7	100	
2017	31.4	5.0	36.3	55.2	8.5	63.7	100	
2018	30.7	5.4	36.1	55.3	8.6	63.9	100	
2019	29.5	4.5	34.0	58.1	7.9	66.0	100	
2020	16.6	4.1	20.7	52.8	26.5	79.3	100	
2021*	*	*	*	*	*	*	*	
2022*	*	*	*	*	*	*	*	
2023*	*	*	*	*	*	*	*	
MARTA								
2014	21.9%	8.0%	29.9%	54.1%	16.0%	70.1%	100%	
2015	22.5	6.8	29.3	58.0	12.7	70.7	100	
2016	19.8	12.2	32.0	57.3	10.7	68.0	100	
2017	19.7	5.5	25.2	62.7	12.1	74.8	100	
2018	19.6	-2.2	17.4	71.8	10.8	82.6	100	
2019	16.1	8.3	24.4	65.1	10.5	75.6	100	
2020 ⁽³⁾	11.1	7	18.1	56.5	25.4	81.9	100	
2021 ⁽³⁾	5.4	6.5	11.9	59.0	29.1	88.1	100	
2022 ⁽³⁾	6.2	6.9	13.1	63.3	23.6	86.9	100	
2023 ⁽³⁾	6.9	7.1	14.0	65.8	20.2	86.0	100	

* Not Available

⁽¹⁾Source: The American Public Transportation Association, APTA 2022 Fact Book, Appendix A Historical Table 87.

⁽²⁾Other Revenue includes interest, auxiliary, and other non-operating income.

⁽³⁾Fares, Sales & Use Tax, and Federal Revenues were impacted by COVID-19.

Total Expenses by Function

Last Ten Fiscal Years
(Dollars in Thousands)

Fiscal Year	General and				Total			Total
	Transportation	Maintenance	Administrative	Depreciation	Expenses	Interest	Other	
2014	\$ 181,860	\$ 141,584	\$ 89,298	\$ 209,759	\$ 622,501	\$ 74,518	\$49,964	\$ 746,983
2015	186,527	131,276	82,354	225,082	625,239	84,845	40,389	750,473
2016	206,252	143,576	83,271	242,536	675,635	83,177	33,644	792,456
2017	219,867	140,341	72,747	235,608	668,563	84,124	38,984	791,671
2018	226,791	151,800	103,540	233,549	715,680	77,611	26,781	820,072
2019	247,245	175,466	99,531	240,540	762,782	83,617	35,310	881,709
2020 ⁽¹⁾	241,307	173,680	94,017	245,619	754,623	86,918	42,222	883,763
2021 ⁽¹⁾	230,367	177,536	93,803	249,455	751,161	83,946	55,197	890,304
2022 ⁽¹⁾	227,844	172,956	72,126	251,704	724,630	77,362	67,245	869,237
2023 ⁽¹⁾	275,265	196,467	117,707	250,150	839,589	73,508	86,208	999,305

⁽¹⁾ Impacted by COVID-19

Total Operating Expenses by Object

Last Ten Fiscal Years
(Dollars in Thousands)

FINANCIAL TRENDS

STATISTICAL SECTION

2023 Annual Comprehensive Financial Report Year Ended June 30, 2023

Fiscal Year	Labor and Benefits	Services	Material and Supplies	Utilities	Casualty/ Liability Costs	Purchased Transportation	Depreciation	Other ⁽²⁾	Total Operating Expenses
2014	\$ 305,107	\$ 30,902	\$ 44,243	\$ 15,800	\$ 12,558	\$—	\$209,759	\$4,132	\$ 622,501
2015	300,385	32,465	41,543	13,723	8,103	—	225,082	3,938	625,239
2016	329,462	34,170	41,682	13,854	5,321	4,108	242,536	4,502	675,635
2017	304,955	35,890	38,607	12,857	9,701	26,682	235,608	4,263	668,563
2018	331,416	38,536	43,039	15,289	22,128	24,696	233,549	7,027	715,680
2019	366,938	41,578	39,842	14,929	17,903	30,002	240,540	11,050	762,782
2020 ⁽¹⁾	360,009	38,770	38,601	13,885	15,770	31,758	245,619	10,211	754,623
2021 ⁽¹⁾	352,158	45,543	30,484	14,818	25,867	29,809	249,455	3,027	751,161
2022 ⁽¹⁾	354,049	50,013	45,553	14,660	17,771	34,191	251,704	(43,311)	724,630
2023 ⁽¹⁾	375,039	62,090	54,042	14,737	39,137	44,558	250,150	(164)	839,589

⁽¹⁾ Impacted by COVID-19

⁽²⁾ Includes GASB 68 and GASB 75 adjustments

Operating Expenses Comparison to Industry Trend Data

Last Ten Fiscal Years
(As a Percentage of Total)

Fiscal Year	Labor and Benefits	Services	Material and Supplies	Utilities	Casualty Liability Costs	Purchased Transportation	Other ⁽⁴⁾	Total Operating Expenses ⁽¹⁾
Transportation Industry⁽²⁾								
2014	61.1%	6.9%	11.0%	3.2%	2.5%	13.6%	1.7%	100.0%
2015	62.0	7.0	10.0	3.0	2.0	14.0	2.0	100.0
2016	62.0	8.0	9.0	3.0	3.0	14.0	1.0	100.0
2017	62.0	8.0	9.0	3.0	3.0	14.0	1.0	100.0
2018	61.0	8.0	9.0	3.0	3.0	14.0	2.0	100.0
2019	61.0	9.0	8.0	3.0	3.0	15.0	1.0	100.0
2020	62.0	9.0	8.0	3.0	2.0	15.0	1.0	100.0
2021	*	*	*	*	*	*	*	*
2022	*	*	*	*	*	*	*	*
2023	*	*	*	*	*	*	*	*
MARTA								
2014	73.9%	7.5%	10.7%	3.8%	3.0%	—%	1.1%	100%
2015	75.1	8.1	10.4	3.4	2.0	—	1.0	100.0
2016	76.1	7.9	9.6	3.2	1.2	0.9	1.1	100.0
2017	70.4	8.3	8.9	3.0	2.2	6.2	1.0	100.0
2018	68.7	8.0	8.9	3.2	4.6	5.1	1.5	100.0
2019	70.3	8.0	7.6	2.9	3.4	5.7	2.1	100.0
2020 ⁽³⁾	71.2	7.7	7.6	2.7	3.1	6.3	1.4	100.0
2021 ⁽³⁾	70.2	9.0	6.1	3.0	5.2	5.9	0.6	100.0
2022 ⁽³⁾	74.9	10.6	9.6	3.1	3.8	7.2	-9.2	100.0
2023 ⁽³⁾	63.6	10.5	9.2	2.5	6.6	7.6	—	100.0

* Not Available

⁽¹⁾Excludes Depreciation Expense

⁽²⁾Source: The American Public Transportation Association, APTA 2021 Public Transportation Fact Book

⁽³⁾Impacted by COVID-19

⁽⁴⁾Includes GASB 68 and GASB 75 adjustments.

INTENTIONALLY LEFT BLANK

REVENUE CAPACITY

5

marta

INTENTIONALLY LEFT BLANK

Revenues by Source

Last Ten Fiscal Years
(Dollars in Thousands)

Fiscal Year	Fare Revenues	Federal Operating Revenues ⁽²⁾	Sales & Use Tax ⁽³⁾	Auxiliary Transportation	Investment Income	Non-Transportation ⁽⁴⁾	Total
2014	\$ 140,318	\$ 102,847	\$ 347,289	\$ 12,335	\$ 688	\$ 38,685	\$ 642,162
2015	146,417	82,643	377,743	10,777	604	33,009	651,193
2016	141,360	76,288	409,718	11,052	1,568	74,635	714,621
2017	137,914	84,976	439,039	10,577	2,225	25,505	700,236
2018	138,254	76,094	507,146	10,226	3,386	(28,883)	706,223
2019	133,186	87,283	540,310	7,977	11,848	48,602	829,206
2020	102,420	234,634	521,898	7,651	12,108	44,817	923,528
2021 ^(1&2)	51,642	280,504	569,682	5,365	3,613	54,058	964,864
2022 ^(1&2)	64,951	249,769	669,133	7,009	12,168	53,873	1,056,903
2023 ^(1&2)	74,057	215,904	704,416	7,183	22,415	46,123	1,070,098

⁽¹⁾ Fare Revenues increased as a result of slight increase in ridership after the prolonged effect of COVID-19.

Fare Revenues increased by \$9,106 (14%) compared to 2022 as a result of an increase in ridership from reopening of the economy after the prolonged impact of COVID-19.

⁽²⁾ Federal Operating Revenues are not generated by MARTA; thus, they are not own-source revenues. Federal Operating Revenues are greater in 2020, 2021, 2022, and 2023 compared to previous years. The increases are the result of additional funding from the FTA in the form of Federal Cares Act and ARP grant awards.

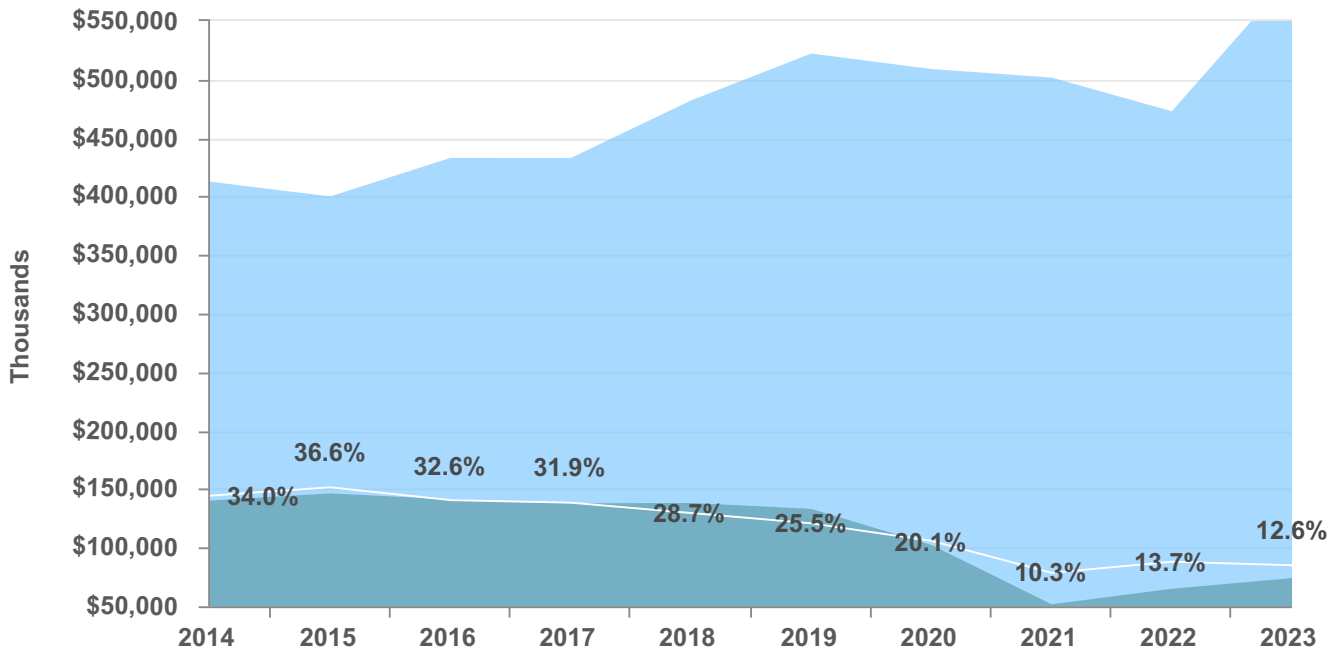
⁽³⁾ MARTA is a public corporate body created as joint public instrumentality and does not have the power to impose any tax on any subject of taxation. MARTA receives 1% sales tax from Fulton County, DeKalb County and Clayton County and 1.5% from the City of Atlanta levied on its behalf by the aforementioned jurisdiction.

⁽⁴⁾ Non-Transportation includes the net gain or loss on the disposition of fixed assets.

Farebox Recovery Percentage

Last Ten Fiscal Years
(Dollars in Thousands)

Fiscal Year	Farebox Revenue	Percent Change	Operating Expenses ⁽²⁾	Percent Change	Farebox Recovery
2014	\$ 140,318	0.3%	\$ 412,742	3.3%	34.0%
2015	146,417	4.3	400,157	(3.0)	36.6
2016	141,360	(3.5)	433,099	8.2	32.6
2017	137,914	(2.4)	432,955	—	31.9
2018	138,254	0.2	482,132	11.4	28.7
2019	133,186	(3.7)	522,242	8.3	25.5
2020 ⁽³⁾	102,420	(23.1)	509,004	(2.5)	20.1
2021 ⁽³⁾	51,642	(49.6)	501,706	(1.4)	10.3
2022 ⁽³⁾	64,951	25.8	472,926	(5.7)	13.7
2023 ^(1& 3)	74,057	14.0	589,439	24.6	12.6



(1) Farebox Revenue increased slightly from the prolonged effect of COVID-19

(2) Excludes Depreciation Expense

(3) Operating Expenses were impacted by COVID-19

Sales & Use Tax Rates Direct and Overlapping Governments

Last Ten Fiscal Years

Year	State of Georgia (1)	MARTA (2)	DeKalb County (3 & 8)	Fulton County (4 & 8)	Clayton County (5)	Cobb County (6)	Gwinnett County (7)
2014	4%	1%	3%	3%	3%	2%	2%
2015	4	1	2	2	3	2	2
2016	4	1	2	2	3	2	2
2017	4	1	2	3	3	2	2
2018	4	1	4	4	3	2	2
2019	4	1	3.9	3.9	3	2	2
2020	4	1	3.9	3.9	3	2	2
2021	4	1	3.9	3.9	3	2	2
2022	4	1	3.5	3.5	3	2	2
2023	4	1	3.9	3.9	3	2	2

⁽¹⁾ Charged in all counties.

⁽²⁾ Charged in counties in the MARTA district which have a service contract with MARTA, currently Fulton, DeKalb and Clayton counties.

⁽³⁾ Education tax and homestead tax effective July 1, 1997.

⁽⁴⁾ Local option tax effective April 1, 1983. Education tax effective July 1, 1997.

⁽⁵⁾ Local option tax effective April 1, 1994. Education tax effective July 1, 1997. Special purpose tax effective July 1, 1998.

⁽⁶⁾ Education tax effective April 1, 1999.

⁽⁷⁾ Special purpose tax effective April 1, 1992. Education tax effective July 1, 1997.

⁽⁸⁾ Local other purpose tax levied only within the City of Atlanta effective October 1, 2004.

Source: Georgia Department of Revenue

INTENTIONALLY LEFT BLANK

DEBT CAPACITY

6

marta

INTENTIONALLY LEFT BLANK

Sales and Use Tax Revenue Bond Debt Coverage

Last Ten Fiscal Years
(Dollars in Thousands)

Fiscal Year	Sales & Use Tax	Debt Service Requirements			Debt Service Coverage ⁽¹⁾
		Principal	Interest	Total	
2014	\$347,289	\$80,875	\$76,723	\$157,598	2.20%
2015	377,743	55,255	78,817	134,072	2.82
2016	409,718	59,425	86,018	145,443	2.82
2017	439,039	24,660	84,132	108,792	4.04
2018	507,146	38,520	75,498	114,018	4.45
2019	540,310	44,160	82,297	126,457	4.27
2020 ⁽²⁾	521,898	51,825	84,979	136,804	3.81
2021 ⁽²⁾	569,682	55,240	83,945	139,185	4.09
2022 ⁽³⁾	669,133	62,215	77,362	139,577	4.79
2023 ⁽³⁾	704,416	67,050	73,311	140,361	5.02

⁽¹⁾ Bond indebtedness is limited by the Trust Indenture and the Trustee in each bond year to the extent that estimated amounts of sales and use tax received are at least equal to two (2) times the aggregate amount of total debt service.

⁽²⁾ Sales and Use Tax was impacted by COVID-19.

⁽³⁾ Sales and Use Tax increased as a result of a rise in consumer spending on retail sales and the impact of inflation.

Sales & Use Tax Revenue Bond Debt Service Limit

June 30, 2023
(Dollars in Thousands)

Sales & Use Tax	\$ 704,416
Debt Service Limitation ⁽¹⁾	<u>45%</u>
Debt Service Limit	316,987
Required for Debt Service ⁽²⁾	<u>140,361</u>
Excess	<u>\$ 176,626</u>

⁽¹⁾ The MARTA Board established a limit for the annual debt service to be paid for by sales and use tax revenue bonds to no more than 45% of the estimated sales tax receipts for the year.

⁽²⁾ From page 115 - Sales & Use Tax Revenue Bond Debt Service Limit.

Sales & Use Tax Revenue Bond Debt Service Limit

Last Ten Fiscal Years
(Dollars in Thousands)

Fiscal Year	Sales & Use Tax	Required for Debt Service	Ratio of Debt Service ⁽¹⁾
2014	\$347,289	\$127,419	36.7%
2015	377,743	134,072	35.5
2016	409,718	145,443	35.5
2017	439,039	108,792	24.8
2018	507,146	114,018	22.5
2019	540,310	126,457	23.4
2020⁽²⁾	521,898	136,804	26.2
2021⁽²⁾	569,682	139,185	24.4
2022⁽³⁾	669,133	139,577	20.9
2023⁽³⁾	704,416	140,361	19.9

⁽¹⁾The MARTA Board established a limit for the annual debt service to be paid for by sales and use tax revenue bonds to no more than 45% of the estimated sales tax receipts for the year.

⁽²⁾Sales and Use Tax was impacted by COVID-19.

⁽³⁾Sales and Use Tax increased as a result of a rise in consumer spending on retail sales and the impact of inflation.

Sales & Use Tax Revenue Bond Debt Ratios

Last Ten Fiscal Years
(Dollars in Thousands)

DEBT CAPACITY

2023 Annual Comprehensive Financial Report Year Ended June 30, 2023 STATISTICAL SECTION

Fiscal Year	Net Outstanding Sales Tax Revenue Bond ⁽¹⁾	Capital Leases ⁽¹⁾	Total Debt Outstanding	Total Unlinked Passenger Count ⁽²⁾	Per Capita ⁽³⁾	As a Share of Personal Income ⁽⁴⁾
2014	\$ 1,791,781	\$ 430,004	\$ 2,221,785	128,540	\$17	2.16%
2015	2,131,498	452,067	2,583,565	135,406	19	2.36
2016	2,176,583	311,633	2,488,216	132,724	19	2.09
2017	2,345,485	324,663	2,670,148	125,741	21	2.09
2018	2,125,742	300,571	2,426,313	119,442	20	1.79
2019	2,186,670	320,559	2,507,229	116,665	21	1.70
2020 ⁽⁵⁾	2,405,142	394,415	2,799,557	93,669	30	1.80
2021 ⁽⁵⁾	2,349,165	374,625	2,723,790	45,873	59	1.64
2022 ⁽⁵⁾	2,287,542	—	2,287,542	50,754	45	*
2023 ⁽⁵⁾	2,191,163	—	2,191,163	61,275	36	*

* Not available

⁽¹⁾ From MARTA Financial Statements 2014 to 2023

⁽²⁾ See "Unlinked Passenger Changes" on Page 131

⁽³⁾ Outstanding Debt per Unlinked Passenger Count on Page 131

⁽⁴⁾ Outstanding Debt per Total Service District Personal Income, revised in FY 2023: see Trends in Personal Income on page 121.

⁽⁵⁾ Total Unlinked Passenger Count was impacted by COVID-19.

Computation of Overlapping Debt

(Dollars in Thousands)

Jurisdiction:	Amount Outstanding	Percentage Applicable to MARTA	Amount Applicable to MARTA
Fulton County Library Bonds ⁽¹⁾	\$ 228,618	100	\$ 228,618
Fulton County School District ⁽¹⁾	\$ —	100	\$ —
Fulton County Urban Redevelopment Agency ⁽¹⁾	138,793	100	138,793
DeKalb County ⁽²⁾	188,256	100	188,256
Municipalities:			
Atlanta ⁽²⁾	248,138	100	248,138
Alpharetta ⁽¹⁾	81,251	100	81,251
Hapeville ⁽¹⁾	7,465	100	7,465
Fairburn ⁽¹⁾	6,767	100	6,767
Johns Creek ⁽¹⁾	38,462	100	38,462
Union City ⁽¹⁾	10,327	100	10,327
Milton ⁽¹⁾	47,870	100	47,870
Roswell ⁽¹⁾	3,807	100	3,807
Fulton-DeKalb Hospital Authority Series 2012 ⁽²⁾	51,280	100	51,280
Atlanta-Fulton County Recreation Authority - Zoo 2007 ⁽²⁾	20,951	75	2,255
South Fulton Regional Jail Authority (Fulton Project) ⁽¹⁾	10,940	100	10,940
East Point Building Authority ⁽¹⁾	33,639	100	33,639
Total Overlapping Debt	<u>\$ 1,116,564</u>		<u>\$ 1,097,868</u>

This schedule depicts the debt obligations imposed by other governments that are, either wholly or in part, within the geographic boundaries of MARTA, and the percent of property within MARTA's boundaries. MARTA has no obligation to the other governments for their debt.

⁽¹⁾ Source: Year Ended December 31, 2021 CAFR for the Fulton County

⁽²⁾ Source: Year Ended December 31, 2022 ACFR for the City of Atlanta and Dekalb County

INTENTIONALLY LEFT BLANK

DEMOGRAPHIC &
ECONOMIC INFORMATION

7

marta

INTENTIONALLY LEFT BLANK

Trends in Personal Income

Last Ten Fiscal Years
(Dollars in Thousands)

Calendar Year	Total Personal Income				% Change Clayton County	% Change Fulton County	% Change DeKalb County	PER CAPITA*** Personal Income		
	Clayton County	Fulton County	DeKalb County	Total Service District ⁽¹⁾				Clayton County	Fulton County	DeKalb County
2014	\$ 7,018,256	\$63,937,957	\$31,963,587	\$102,919,800	5.1%	5.1%	5.1%	\$26,232	64,174	44,261
2015	7,129,808	70,716,189	31,466,648	109,312,645	1.6	10.6	-1.6	26,025	69,977	42,819
2016	7,466,751	77,713,366	34,026,710	119,206,827	4.7	9.4	8.1	26,702	78,794	45,522
2017	7,698,857	83,820,696	36,519,269	128,038,822	4.7	6.2	6.7	27,058	80,683	48,557
2018	7,933,521	91,897,602	38,765,531	138,596,654	3.6	4.6	4.8	27,430	87,395	51,310
2019	8,283,608	99,005,158	40,238,177	147,526,943	3.3	6.4	3.2	28,329	92,961	52,950
2020*	9,649,947	102,439,388	43,637,126	155,726,461	16.5	3.5	8.4	32,446	95,825	57,129
2021*	10,712,179	108,742,651	46,873,308	166,328,138	11.1	6.5	8.3	36,056	102,074	61,861
2022**	**	**	**	**	**	**	**	**	**	**
2023**	**	**	**	**	**	**	**	**	**	**

* Revised per latest update from US Department of commerce BEA dated November 2022

** Not available

*** Actual dollar amounts

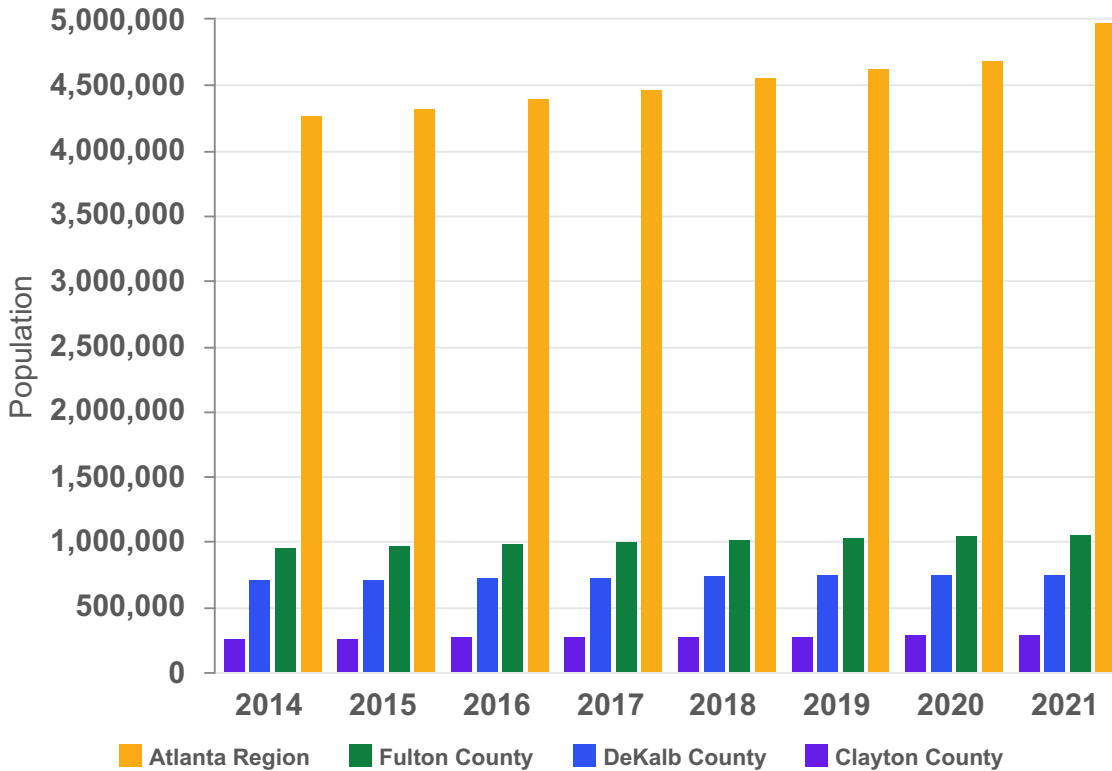
⁽¹⁾ Represents Total Personal Income

Population

Last Ten Fiscal Years

Population Growth Since 2014

Year	Clayton County	Fulton County	DeKalb County	Atlanta Region
2014	264,700	958,100	712,900	4,272,300
2015	266,900	970,400	718,400	4,332,600
2016	270,600	985,700	725,000	4,401,800
2017	275,300	1,002,800	733,900	4,480,100
2018	279,400	1,020,370	744,530	4,555,900
2019	283,900	1,037,070	753,030	4,628,400
2020	297,417	1,069,023	763,831	4,974,480
2021	297,100	1,065,334	757,718	4,992,026
2022*	*	*	*	*
2023*	*	*	*	*



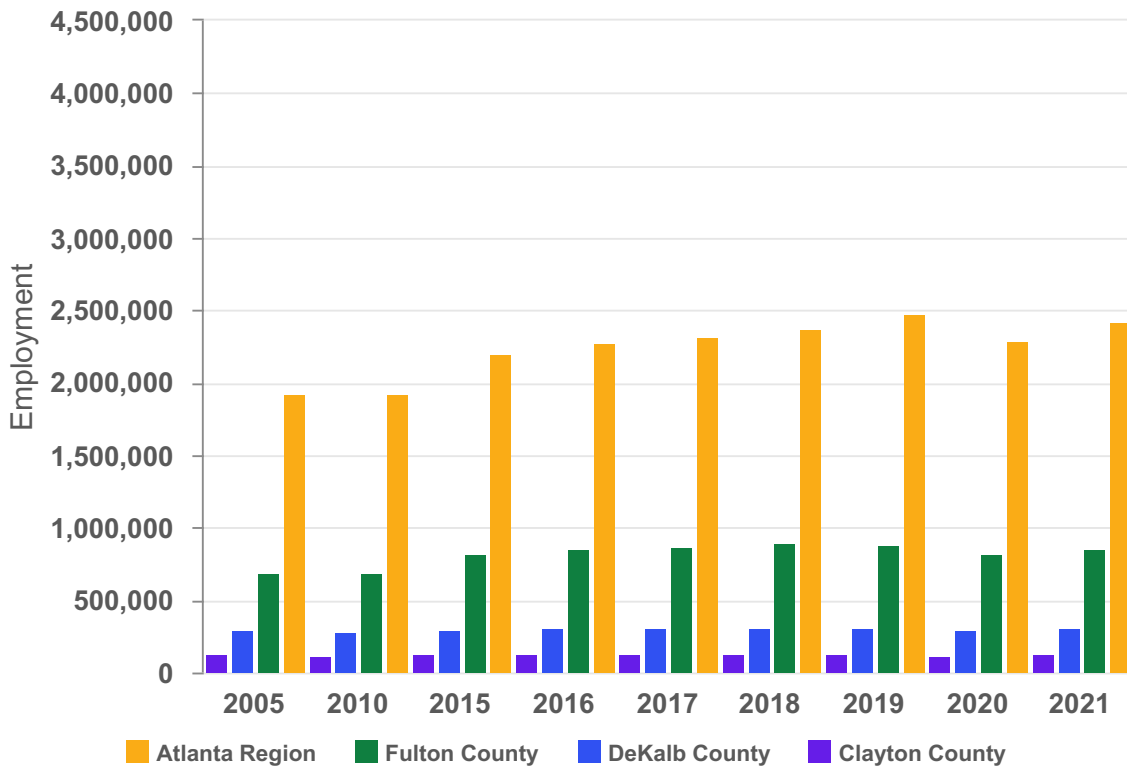
*Not available

**Revised

Employment

Employment Growth Since 2005

Year	Clayton County	Fulton County	DeKalb County	Atlanta Region
2005	126,400	691,100	299,400	1,936,700
2010	119,055	692,677	281,026	1,925,328
2015	130,143	818,902	301,880	2,198,411
2016	128,599	856,499	307,448	2,277,889
2017	130,233	878,099	312,424	2,320,307
2018	129,834	885,725	319,250	2,426,455
2019	133,790	890,730	319,335	2,473,164
2020	121,918	822,407	295,484	2,294,209
2021	124,749	866,466	308,528	2,429,825
2022*	*	*	*	*
2023*	*	*	*	*



*Not available

**Revised

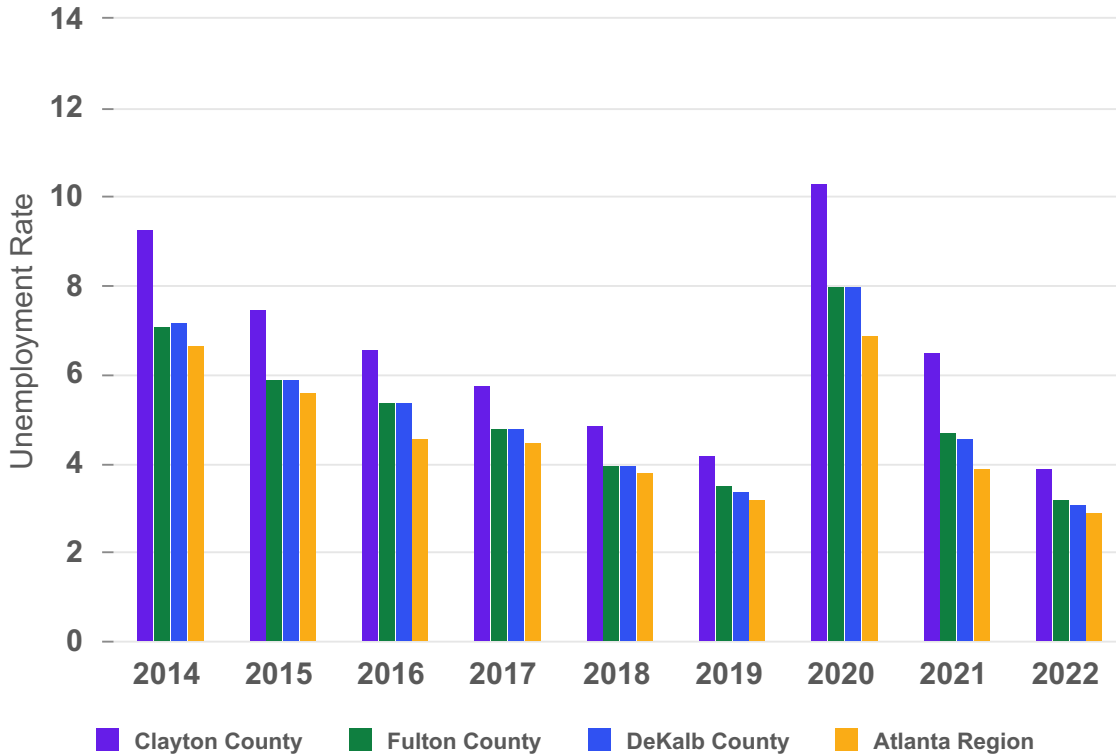
Source: Atlanta Regional Commission

Unemployment Rates

Last Ten Fiscal Years

Unemployment Rates Since 2014

Year	Clayton County	Fulton County	DeKalb County	Atlanta Region
2014	9.3%	7.1%	7.2%	6.7%
2015	7.5	5.9	5.9	5.6
2016	6.6	5.4	5.4	4.6
2017	5.8	4.8	4.8	4.5
2018	4.9	4.0	4.0	3.8
2019	4.2	3.5	3.4	3.2
2020	10.3	8.0	8.0	6.9
2021	6.5	4.7	4.6	3.9
2022	3.9	3.2	3.1	2.9
2023**	**	**	**	**



** Not Available

Source: U.S. Department of Labor-Bureau of Labor Statistics

Top Ten Corporate Employers in the Atlanta Region

Current Year and Nine Years Ago

Company	2022			2013		
	Number of Full Time Employees	Rank	Percentage of Total Employment	Number of Full Time Employees	Rank	Percentage of Total Employment
Delta Air Lines, Inc.	42,300	1	1.74%	30,000	1	
Emory Healthcare, Inc.	33,497	2	1.38	—	1	
Piedmont Healthcare	26,981	3	1.11			
Northside Hospital	25,052	4	1.03			
Publix Super Markets	22,785	5	0.94	9,714	4	0.43
UPS	10,900	6	0.45	8,881	6	0.39
Children's Healthcare of Atlanta	8,734	7	0.29			
Cox Enterprises, Inc.	8,146	8	0.27	7,136		
State Farm	7,262	9	0.24			
Lockheed Martin Aeronautics Co.	5,000	10	0.17	6,100	8	0.27
AT&T				18,076	2	0.80
The Home Depot				9,000	5	0.40
Sun Trust Bank				5,930	9	0.26
Wells Fargo & Company				5,200	10	0.23
Wellstar Health System				10,581	3	0.47
	<u>190,657</u>		<u>5.90</u>	<u>110,618</u>		<u>3.58</u>

Sources: Book of Lists December 2022

INTENTIONALLY LEFT BLANK

OPERATING INFORMATION

8

marta

INTENTIONALLY LEFT BLANK

Transit Service Effort & Accomplishments Per Mile

Last Ten Fiscal Years
(Vehicle Miles In Thousands)

Fiscal Year	Revenue Vehicle Miles ⁽¹⁾				Operating Expense ⁽²⁾ Per Mile	Operating Expense ⁽²⁾ Per Passenger Mile ^{(1) (3)}	Unlinked Passenger Trips Per Mile ^{(1) (3)}
	Bus	Rail	Total	% Change			
2014	22,443	18,086	40,529	—%	\$10.18	\$0.61	3.2
2015	23,138	22,215	45,353	12	8.82	0.54	2.9
2016	25,181	22,268	47,449	5	9.13	0.59	2.8
2017	26,239	22,334	48,573	2	8.91	0.60	2.6
2018	27,163	22,373	49,536	2	9.73	0.70	2.4
2019	28,122	22,511	50,633	2	10.31	0.75	2.3
2020 ⁽⁴⁾	28,303	20,431	48,734	(4)	10.44	0.97	1.9
2021 ⁽⁴⁾	26,018	17,253	43,271	(11)	11.59	2.05	1.1
2022 ⁽⁴⁾	23,919	17,937	41,856	(3)	11.29	1.60	1.2
2023 ⁽⁴⁾	23,905	17,970	41,875	—	14.08	1.72	1.5

⁽¹⁾ Does not include demand response.

⁽²⁾ Operating expense excludes depreciation.

⁽³⁾ Unlinked Passenger figures count passengers each time that person boards a transit vehicle from the initial point of origin until he or she reaches a final destination.

⁽⁴⁾ Impacted by COVID-19.

Transit Service Effort and Accomplishments Per Hour

Last Ten Fiscal Years
(Vehicle Hours In Thousands)

Fiscal Year	Revenue Vehicle Hours ⁽¹⁾				Operating Expense ⁽²⁾ Per Hour	Operating Expense ⁽²⁾ Per Passenger Trip ^{(1) (3)}	Unlinked Passenger Trips Per Revenue Vehicle Hour ^{(1) (3)}
	Bus	Rail	Total	% Change			
2014	1,829	686	2,515	(1)%	\$164.10	\$3.21	51.1
2015	1,896	836	2,732	9	146.44	2.94	49.8
2016	2,043	838	2,881	5	150.33	3.27	46.1
2017	2,114	840	2,954	3	146.57	3.44	42.6
2018	2,205	841	3,046	3	158.29	4.04	39.2
2019	2,279	845	3,124	3	167.17	4.48	37.3
2020 ⁽⁴⁾	2,323	771	3,094	(1)	164.51	5.43	30.3
2021 ⁽⁴⁾	2,103	651	2,754	(11)	182.20	10.94	16.7
2022 ⁽⁴⁾	1,886	675	2,561	(7)	184.69	9.32	19.8
2023 ⁽⁴⁾	1,886	676	2,562	—	229.98	9.62	23.9

⁽¹⁾ Does not include demand response.

⁽²⁾ Operating expense excludes depreciation.

⁽³⁾ Unlinked Passenger figures count passengers each time that person boards a transit vehicle from the initial point of origin until he or she reaches a final destination.

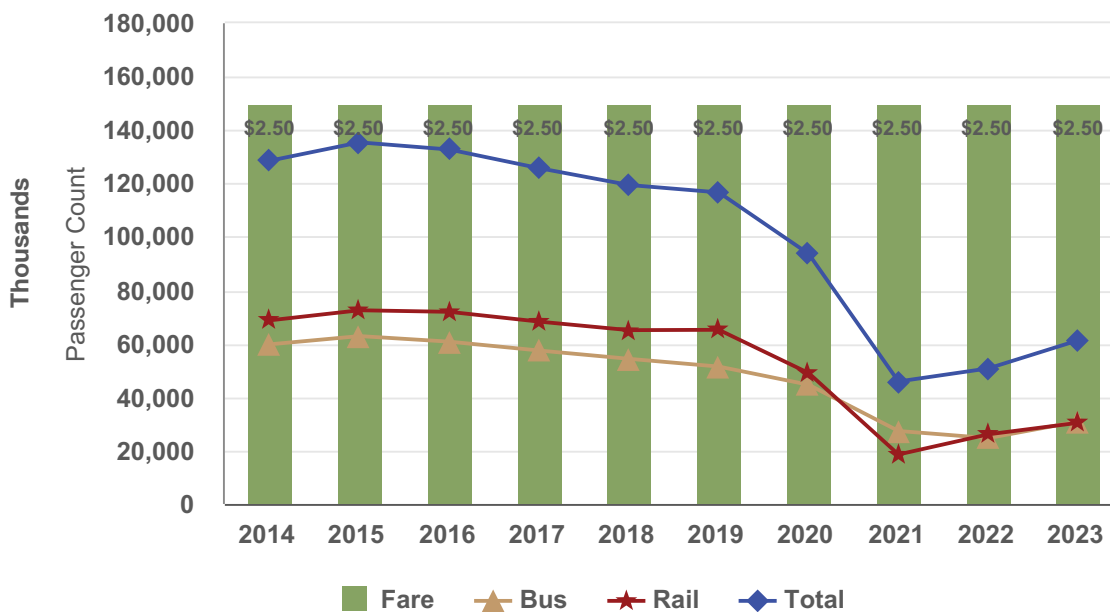
⁽⁴⁾ Impacted by COVID-19.

Unlinked Passenger Changes

Last Ten Fiscal Years
(In Thousands)
Unlinked Passenger Count ⁽¹⁾

Fiscal Year	Bus ⁽¹⁾	% Change	Rail ⁽¹⁾	% Change	Total ⁽¹⁾	% Change
2014	59,778	0.1%	68,762	(1.2)%	128,540	(0.6)%
2015	62,869	5.2	72,537	5.5	135,406	5.3
2016	60,779	(3.3)	71,945	(0.8)	132,724	(2.0)
2017	57,460	(5.5)	68,281	(5.1)	125,741	(5.3)
2018	54,355	(5.4)	65,087	(4.7)	119,442	(5.0)
2019	51,448	(5.3)	65,217	0.2	116,665	(2.3)
2020	44,638	(13.2)	49,031	(24.8)	93,669	(19.7)
2021 ⁽²⁾	27,339	(38.8)	18,533	(62.2)	45,872	(51.0)
2022 ⁽²⁾	24,674	(9.7)	26,080	40.7	50,754	10.6
2023 ⁽²⁾	30,879	25.1	30,396	16.5	61,275	20.7

Relationship of Fare Changes to Linked Passenger Counts



⁽¹⁾Unlinked passenger count is any transit vehicle passenger boarding, whether it is the first boarding of an origin-to-destination journey or a subsequent transfer.

⁽²⁾Impacted by COVID-19.

Vehicles Operated in Maximum Service

Last Ten Fiscal Years

Fiscal Year	Bus	Rail	Total⁽¹⁾
2014	444	180	624
2015	450	180	630
2016	453	180	633
2017	466	206	672
2018	465	196	661
2019	448	178	626
2020	425	178	603
2021	442	128	570
2022	407	210	617
2023	443	160	603

⁽¹⁾Does not include demand response.

Number of Employees

Last Ten Fiscal Years

Fiscal Year	Full-Time	Part-Time	Total
2014	4,356	191	4,547
2015	4,317	208	4,525
2016	4,356	288	4,644
2017	4,249	264	4,513
2018	3,940	212	4,152
2019	4,319	118	4,437
2020	4,238	251	4,489
2021	4,523	198	4,721
2022	4,375	143	4,518
2023	4,670	122	4,792

Note: A full-time employee is scheduled to work 260 days per year (365 minus two days off per week).
At eight hours per day, 2,080 hours are scheduled per year (including Paid Time Off).
Full-Time equivalent employment is calculated by dividing total labor hours by 2,080.

Miscellaneous Statistical Data

Last Ten Fiscal Years

	2023	2022	2021	2020	2019	2018	2017	2016	2015	2014
Population served	1,742,072	1,720,800	1,646,800	1,626,211	1,618,865	2,079,829	1,967,468	2,019,388	1,986,022	1,697,633
Size of area served (in square miles)	605	614	597	597	592	567	567	567	515	485
Number of Bus Routes	113	113	111	44	110	108	100	100	97	92
Annual Bus Passenger Miles (in millions) (Excludes Paratransit/Demand Response)	129.9	117.4	120.1	196.1	243.6	245.6	251.2	258.6	257.03	232.8
Miles of Bus Route	1831	1811	1796	1805	1775	1741	1600	1659	1636	1449
-Average On Time Performance	77.4 %	80.8 %	82.0 %	77.1 %	77.1 %	78.6 %	78.5 %	78.8 %	79.6 %	77.6 %
Miles of Rail Route	48	48	48	48	48	50.7	48	48	48	48
-Average On Time Performance	96.8 %	96.8 %	97.6 %	97.8 %	96.8 %	97.1 %	98.0 %	96.6 %	96.2 %	96.4 %
Annual Rail Passenger Miles (in millions)	213.5	180.8	125.0	330.2	449.0	449.9	468.8	477.3	472.8	444.9
Number of Rail Stations	38	38	38	38	38	38	38	38	38	38
Number of Bus Stop Locations	8887	8971	8949	9035	9088	9193	9136	9210	8941	8885
Number of Bus Park And Ride Facilities	8	8	8	8	8	7	7	7	6	6
Number of Bus Shelters	1126	1013	896	790	698	681	652	754	741	738
Bus Passenger Parking Capacity	2770	2801	2981	2981	2981	3053	2843	2807	2750	2691
Rail Passenger Parking Capacity	18970	19730	22057	22057	20947	20300	21200	21645	21992	21420
No. of Buses in Active Fleet	567	583	539	538	594	555	550	569	565	531
-Average Vehicle Age (in years)	6.4	6.4	5.4	4	5.4	5.4	6.4	5.4	4.4	6.5
No. of Mobility Vehicles in Active Fleet	237	239	240	242	208	211	210	211	198	187
-Average Vehicle Age (in years)	4.5	3.5	2.5	2.0	2.6	3.8	2.9	1.9	1.9	3.6
No. of Rapid Rail Vehicles in Active Fleet	274	258	262	250	290	306	316	336	336	336
-Average Vehicle Age (in years)	34.6	32.6	32.6	31.0	29.6	28.6	27.6	27.6	26.6	25.6
No. of Streetcars ⁽¹⁾ in Active Fleet	3	4	4	4	4	—	—	—	—	—
-Average Vehicle Age (in years)	8.1	7.1	6.1	5	4.1	—	—	—	—	—
Annual Mobility Vehicle Miles (in millions)	8.9	8.1	5.0	8.7	10.4	10	9.3	8.5	8.2	7.7
Investment In Property and Equipment (in billions)	\$ 8.636	\$ 8.444	\$ 8.181	\$ 7.955	\$ 7.685	\$ 7.397	\$ 7.166	\$ 7,030	\$ 6,941	\$ 6,781

⁽¹⁾In FY 2019 MARTA assumed the ownership and operation of the streetcars.

INTENTIONALLY LEFT BLANK

SINGLE AUDIT

9

marta

INTENTIONALLY LEFT BLANK

INDEPENDENT AUDITOR'S REPORT ON INTERNAL CONTROL
OVER FINANCIAL REPORTING AND ON COMPLIANCE AND OTHER MATTERS
BASED ON AN AUDIT OF FINANCIAL STATEMENTS PERFORMED
IN ACCORDANCE WITH *GOVERNMENT AUDITING STANDARDS*

Board of Directors
Metropolitan Atlanta Rapid Transit Authority
Atlanta, Georgia

We have audited, in accordance with the auditing standards generally accepted in the United States of America and the standards applicable to financial audits contained in *Government Auditing Standards* issued by the Comptroller General of the United States, the financial statements of the business-type activities and fiduciary activities of Metropolitan Atlanta Rapid Transit Authority (MARTA) as of and for the year ended June 30, 2023 and related notes to the financial statements, which collectively comprise MARTA's basic financial statements, and have issued our report thereon dated November 17, 2023. Our report includes an emphasis of matter related to the adoption of GASB Statement No. 96, *Subscription-Based Information Technology Arrangements*, for the year ended June 30, 2023. Our report also includes a reference to other auditors who audited the financial statements of the MARTA/ATU Local No. 732 Employees Retirement Plan and the MARTA Non-Represented Pension Plan, as described in our report on MARTA's financial statements. The financial statements of the MARTA/ATU Local No. 732 Employees Retirement Plan and the MARTA Non-Represented Pension Plan were not audited in accordance with *Government Auditing Standards*.

Report on Internal Control Over Financial Reporting

In planning and performing our audit of the financial statements, we considered MARTA's internal control over financial reporting (internal control) as a basis for designing the audit procedures that are appropriate in the circumstances for the purpose of expressing our opinions on the financial statements, but not for the purpose of expressing an opinion on the effectiveness of MARTA's internal control. Accordingly, we do not express an opinion on the effectiveness of MARTA's internal control.

A deficiency in internal control exists when the design or operation of a control does not allow management or employees, in the normal course of performing their assigned functions, to prevent, or detect and correct, misstatements on a timely basis. A *material weakness* is a deficiency, or a combination of deficiencies, in internal control, such that there is a reasonable possibility that a material misstatement of the entity's financial statements will not be prevented, or detected and corrected on a timely basis. A *significant deficiency* is a deficiency, or a combination of deficiencies, in internal control that is less severe than a material weakness, yet important enough to merit attention by those charged with governance.

Our consideration of internal control was for the limited purpose described in the first paragraph of this section and was not designed to identify all deficiencies in internal control that might be material weaknesses or significant deficiencies. Given these limitations, during our audit we did not identify any deficiencies in internal control that we consider to be material weaknesses. However, material weaknesses or significant deficiencies may exist that have not been identified.

(Continued)

Report on Compliance and Other Matters

As part of obtaining reasonable assurance about whether MARTA's financial statements are free from material misstatement, we performed tests of its compliance with certain provisions of laws, regulations, contracts, and grant agreements, noncompliance with which could have a direct and material effect on the financial statements. However, providing an opinion on compliance with those provisions was not an objective of our audit, and accordingly, we do not express such an opinion. The results of our tests disclosed no instances of noncompliance or other matters that are required to be reported under *Government Auditing Standards*.

Purpose of this Report

The purpose of this report is solely to describe the scope of our testing of internal control and compliance and the results of that testing, and not to provide an opinion on the effectiveness of the entity's internal control or on compliance. This report is an integral part of an audit performed in accordance with *Government Auditing Standards* in considering the entity's internal control and compliance. Accordingly, this communication is not suitable for any other purpose.


Crowe LLP

Atlanta, Georgia
November 17, 2023

INDEPENDENT AUDITOR'S REPORT ON COMPLIANCE FOR MAJOR FEDERAL PROGRAM; REPORT ON INTERNAL CONTROL OVER COMPLIANCE; AND REPORT ON THE SCHEDULE OF EXPENDITURES OF FEDERAL AWARDS REQUIRED BY THE UNIFORM GUIDANCE

Board of Directors
Metropolitan Atlanta Rapid Transit Authority
Atlanta, Georgia

Report on Compliance for Major Federal Program

Opinion on Major Federal Program

We have audited Metropolitan Atlanta Rapid Transit Authority's (MARTA's) compliance with the types of compliance requirements identified as subject to audit in the OMB Compliance Supplement that could have a direct and material effect on MARTA'S major federal program for the year ended June 30, 2023. MARTA's major federal program is identified in the summary of auditor's results section of the accompanying schedule of findings and questioned costs.

In our opinion, MARTA complied, in all material respects, with the compliance requirements referred to above that could have a direct and material effect on its major federal program for the year ended June 30, 2023.

Basis for Opinion on Major Federal Program

We conducted our audit of compliance in accordance with auditing standards generally accepted in the United States of America (GAAS); the standards applicable to financial audits contained in Government Auditing Standards issued by the Comptroller General of the United States (*Government Auditing Standards*); and the audit requirements of Title 2 U.S. Code of Federal Regulations Part 200, *Uniform Administrative Requirements, Cost Principles, and Audit Requirements for Federal Awards* (Uniform Guidance). Our responsibilities under those standards and the Uniform Guidance are further described in the Auditor's Responsibilities for the Audit of Compliance section of our report.

We are required to be independent of MARTA and to meet our other ethical responsibilities, in accordance with relevant ethical requirements relating to our audit. We believe that the audit evidence we have obtained is sufficient and appropriate to provide a basis for our opinion on compliance for the major federal program. Our audit does not provide a legal determination of MARTA's compliance with the compliance requirements referred to above.

Responsibilities of Management for Compliance

Management is responsible for compliance with the requirements referred to above and for the design, implementation, and maintenance of effective internal control over compliance with the requirements of laws, statutes, regulations, rules and provisions of contracts or grant agreements applicable to MARTA's federal programs.

(Continued)

Auditor's Responsibilities for the Audit of Compliance

Our objectives are to obtain reasonable assurance about whether material noncompliance with the compliance requirements referred to above occurred, whether due to fraud or error, and express an opinion on MARTA's compliance based on our audit. Reasonable assurance is a high level of assurance but is not absolute assurance and therefore is not a guarantee that an audit conducted in accordance with GAAS, *Government Auditing Standards*, and the Uniform Guidance will always detect material noncompliance when it exists. The risk of not detecting material noncompliance resulting from fraud is higher than for that resulting from error, as fraud may involve collusion, forgery, intentional omissions, misrepresentations, or the override of internal control. Noncompliance with the compliance requirements referred to above is considered material, if there is a substantial likelihood that, individually or in the aggregate, it would influence the judgment made by a reasonable user of the report on compliance about MARTA's compliance with the requirements of the major federal program as a whole.

In performing an audit in accordance with GAAS, *Government Auditing Standards*, and the Uniform Guidance, we

- exercise professional judgment and maintain professional skepticism throughout the audit.
- identify and assess the risks of material noncompliance, whether due to fraud or error, and design and perform audit procedures responsive to those risks. Such procedures include examining, on a test basis, evidence regarding MARTA's compliance with the compliance requirements referred to above and performing such other procedures as we considered necessary in the circumstances.
- obtain an understanding of MARTA's internal control over compliance relevant to the audit in order to design audit procedures that are appropriate in the circumstances and to test and report on internal control over compliance in accordance with the Uniform Guidance, but not for the purpose of expressing an opinion on the effectiveness of MARTA's internal control over compliance. Accordingly, no such opinion is expressed.

We are required to communicate with those charged with governance regarding, among other matters, the planned scope and timing of the audit and any significant deficiencies and material weaknesses in internal control over compliance that we identified during the audit.

Report on Internal Control Over Compliance

A deficiency in internal control over compliance exists when the design or operation of a control over compliance does not allow management or employees, in the normal course of performing their assigned functions, to prevent, or detect and correct, noncompliance with a type of compliance requirement of a federal program on a timely basis. *A material weakness in internal control over compliance* is a deficiency, or a combination of deficiencies, in internal control over compliance, such that there is a reasonable possibility that material noncompliance with a type of compliance requirement of a federal program will not be prevented, or detected and corrected, on a timely basis. *A significant deficiency in internal control over compliance* is a deficiency, or a combination of deficiencies, in internal control over compliance with a type of compliance requirement of a federal program that is less severe than a material weakness in internal control over compliance, yet important enough to merit attention by those charged with governance.

Our consideration of internal control over compliance was for the limited purpose described in the Auditor's Responsibilities for the Audit of Compliance section above and was not designed to identify all deficiencies in internal control over compliance that might be material weaknesses or significant deficiencies in internal control over compliance. Given these limitations, during our audit we did not identify any deficiencies in internal control over compliance that we consider to be material weaknesses, as defined above. However, material weaknesses or significant deficiencies in internal control over compliance may exist that were not identified.

Our audit was not designed for the purpose of expressing an opinion on the effectiveness of internal control over compliance. Accordingly, no such opinion is expressed.

(Continued)

The purpose of this report on internal control over compliance is solely to describe the scope of our testing of internal control over compliance and the results of that testing based on the requirements of the Uniform Guidance. Accordingly, this report is not suitable for any other purpose.

Report on Schedule of Expenditures of Federal Awards Required by the Uniform Guidance

We have audited the financial statements of the business-type activities and the fiduciary activities of MARTA as of and for the year ended June 30, 2023, and the related notes to the financial statements, which collectively comprise MARTA's basic financial statements. We issued our report thereon dated November 17, 2023, which contained unmodified opinions on those financial statements. Our audit was conducted for the purpose of forming opinions on the financial statements that collectively comprise the basic financial statements. The accompanying schedule of expenditures of federal awards is presented for purposes of additional analysis as required by the Uniform Guidance and is not a required part of the basic financial statements. Such information is the responsibility of management and was derived from and relates directly to the underlying accounting and other records used to prepare the basic financial statements. The information has been subjected to the auditing procedures applied in the audit of the financial statements and certain additional procedures, including comparing and reconciling such information directly to the underlying accounting and other records used to prepare the basic financial statements or to the basic financial statements themselves, and other additional procedures in accordance with auditing standards generally accepted in the United States of America. In our opinion, the schedule of expenditures of federal awards is fairly stated in all material respects in relation to the basic financial statements as a whole.


Crowe LLP

Atlanta, Georgia
November 17, 2023

**METROPOLITAN ATLANTA RAPID TRANSIT AUTHORITY
SCHEDULE OF EXPENDITURES OF FEDERAL AWARDS
For The Year Ended June 30, 2023**

<u>Program Description</u>	<u>Assistance Listing Number</u>	<u>Grant Number</u>	<u>Total Program Award</u>	<u>Federal Expenditures</u>	<u>Passed Through to Subrecipients</u>
U.S. Department of Transportation					
Federal Transit Cluster:					
General capital assistance					
Federal transit capital improvement grants					
Capital improvement	20.500	GA-2016-007	\$ 2,000,000	\$ 176,920	\$ -
Capital improvement	20.500	GA-04-0031	<u>1,212,500</u>	<u>214,829</u>	<u>-</u>
Subtotal ALN 20.500 - capital			3,212,500	391,749	-
Federal transit formula grants (urbanized area formula program)					
Capital assistance	20.507	GA-95-X013	12,375,000	120,000	-
Capital assistance	20.507	GA-90-X234	1,758,200	128,629	-
Capital assistance	20.507	GA-90-X350	53,464,569	354,498	-
Capital assistance	20.507	GA-2018-022	16,564,560	153,682	-
Capital assistance	20.507	GA-2019-015	7,804,719	90,442	90,442
Capital assistance	20.507	GA-2020-021	<u>4,700,000</u>	<u>705,262</u>	<u>-</u>
Subtotal ALN 20.507 - capital			96,667,048	1,552,513	90,442
Capital assistance	20.526	GA-2020-010	4,500,000	19,264	-
Capital assistance	20.526	GA-2021-013	8,875,246	(36,934)	-
Capital assistance	20.526	GA-2021-014	37,756,664	1,496,989	-
Capital assistance	20.526	GA-2022-019	<u>18,750,000</u>	<u>6,565,415</u>	<u>-</u>
Subtotal ALN 20.526 - capital			<u>69,881,910</u>	<u>8,044,734</u>	<u>-</u>
Subtotal – capital			<u>169,761,458</u>	<u>9,988,996</u>	<u>90,442</u>
General operating assistance					
Operating (Formula grant)	20.507	GA-2017-021	65,224,624	3,437,278	-
Operating (Formula grant)	20.507	GA-2018-017	35,903,804	152,118	-
Operating (Formula grant)	20.507	GA-2020-014	112,706,360	145,594	-
Operating (Formula grant)	20.507	GA-2021-016	137,014,538	3,083,658	-
Operating (Formula grant)	20.507	GA-2022-030	143,964,347	33,794,526	-
COVID-19 – Formula grant	20.507	GA-2022-001	285,686,157	138,628,250	-
COVID-19 – Formula grant	20.507	GA-2022-004	<u>33,524,951</u>	<u>101,212</u>	<u>-</u>
Subtotal ALN 20.507 - operating			814,024,781	179,342,636	-
State of Good Repair Grants Program					
Operating (Formula grant)	20.525	GA-2020-014	122,763,041	2,852,378	-
Operating (Formula grant)	20.525	GA-2021-016	137,014,538	6,871,971	-
Operating (Formula grant)	20.525	GA-2022-030	<u>143,964,347</u>	<u>56,840,178</u>	<u>-</u>
Subtotal ALN 20.525 - operating			<u>403,741,926</u>	<u>66,564,527</u>	<u>-</u>
Subtotal - operating			<u>1,217,766,707</u>	<u>245,907,163</u>	<u>-</u>
Total Federal Transit Cluster			<u>1,387,528,165</u>	<u>255,896,159</u>	<u>90,442</u>
Technical Assistance and Workforce Development	20.514	GA-2016-025	5,543,745	513,309	-
National Infrastructure Inv.	20.933	GA-2020-022	<u>56,826,000</u>	<u>583,240</u>	<u>-</u>
Total U.S. Department of Transportation			<u>1,449,897,910</u>	<u>256,992,708</u>	<u>90,442</u>

2023 Annual Comprehensive Financial Report Year Ended June 30, 2023

METROPOLITAN ATLANTA RAPID TRANSIT AUTHORITY
SCHEDULE OF EXPENDITURES OF FEDERAL AWARDS
For The Year Ended June 30, 2023

<u>Program Description</u>	<u>Assistance Listing Number</u>	<u>Grant Number</u>	<u>Total Program Award</u>	<u>Federal Expenditures</u>	<u>Passed Through to Subrecipients</u>
U.S. Department of Homeland Security:					
Rail and Transit Security:					
Capital assistance	97.075	EMW2019RA00013	\$ 326,364	\$ 157,032	\$ -
Capital assistance	97.075	EMW2017RRA0022	1,000,000	27,450	-
Capital assistance	97.075	EMW2020RA00017	<u>888,501</u>	<u>343,088</u>	<u>-</u>
Total U.S. Department of Homeland Security Grants			<u>2,214,865</u>	<u>527,570</u>	<u>-</u>
Federal Emergency Management Agency:					
COVID-19 – Disaster Grants					
- Public Assistance	97.036	S-2020-GEMA-PA	<u>643,802</u>	<u>643,802</u>	<u>-</u>
Office of Planning and Budget:					
COVID-19 – Coronavirus State and Local Fiscal Recovery Funds					
	21.027	FY21 S-2021-OPB	<u>294,205</u>	<u>291,756</u>	<u>-</u>
U.S. Department of Agriculture					
Local Food Promotion Program Grant					
	10.172	USDA LFPP	<u>664,177</u>	<u>465,073</u>	<u>465,073</u>
Total Federal Awards			<u>\$1,453,714,959</u>	<u>\$258,920,909</u>	<u>\$ 555,515</u>

Subtotals of Multiple Awards

<u>Program Description</u>	<u>Assistance Listing Number</u>	<u>Federal Expenditures</u>
Federal Transit Formula Grants	20.507	180,895,149

METROPOLITAN ATLANTA RAPID TRANSIT AUTHORITY
NOTES TO THE SCHEDULE OF EXPENDITURES OF FEDERAL AWARDS
For The Year Ended June 30, 2023

NOTE 1 - REPORTING ENTITY

The Schedule of Expenditure of Federal Awards (the Schedule) includes expenditures of federal awards for the Metropolitan Atlanta Rapid Transit Authority (MARTA) as disclosed in the notes to the basic financial statements for the year ended June 30, 2023. The information in this Schedule is presented in accordance with the requirements of Title 2 U.S. Code of Federal Regulations Part 200, Uniform Administrative Requirements, Cost Principles, and Audit Requirements for Federal Awards (Uniform Guidance). Because the Schedule presents only a selected portion of the operations of MARTA, it is not intended to and does not present the financial position, changes in net position, or cash flows of MARTA.

NOTE 2 - BASIS OF ACCOUNTING

Basis of accounting refers to when revenues and expenditures or expenses are recognized in the accounts and reported in the financial statements, regardless of the measurement focus applied. All proprietary funds are accounted for using the accrual basis of accounting. Expenditures of Federal Awards reported on the Schedule are recognized when incurred.

MARTA has elected not to use the 10-percent de minimis indirect cost rate as allowed under the Uniform Guidance.

Such expenditures are recognized following, as applicable, either the cost principles in OMB Circular A-87, *Cost Principles for State, Local, and Indian Tribal Governments* or the cost principles contained in Title 2 U.S. Code of Federal Regulations Part 200, *Uniform Administrative Requirements, Cost Principles, and Audit Requirements for Federal Awards*, wherein certain types of expenditures are not allowable or are limited as to reimbursement.

NOTE 3 – MATCHING FUNDS

MARTA enters into grant agreements with federal agencies to fund various projects. Many of these agreements require MARTA to match a portion of the federal funding with non-federal funds, such as the local funds, which comes from the dedicated 1% local MARTA retail sales and use tax funds collected in DeKalb, Fulton and Clayton counties and the City of Atlanta, and also from the sale of associated sales tax revenue bonds, as required.

METROPOLITAN ATLANTA RAPID TRANSIT AUTHORITY
 SCHEDULE OF FINDINGS AND QUESTIONED COSTS
 For The Year Ended June 30, 2023

SECTION I - SUMMARY OF AUDITOR'S RESULTS

Financial Statements

Type of auditor's report issued on whether the financial statements audited were prepared in accordance with GAAP:

Unmodified

Internal control over financial reporting:
 Material weakness(es) identified?

_____ Yes X No

Significant deficiency(ies) identified?

_____ Yes X None reported

Noncompliance material to financial statements noted?

_____ Yes X No

Federal Awards

Internal control over major programs:
 Material weakness(es) identified?

_____ Yes X No

Significant deficiency(ies) identified?

_____ Yes X None reported

Type of auditors' report issued on compliance for major programs:

Unmodified

Any audit findings disclosed that are required to be Reported in accordance with 2 CFR 200.516(a)?

_____ Yes X No

Identification of major programs:

Assistance Listing Number

Name of Federal Program of Cluster

20.500 / 20.507 / 20.525 / 20.526

Federal Transit Cluster

Dollar threshold used to distinguish between type A and type B programs:

\$ 3,000,000

Auditee qualified as low-risk auditee?

 X Yes _____ No

SECTION II - FINANCIAL STATEMENT FINDINGS

None noted.

SECTION III - FEDERAL AWARD FINDINGS AND QUESTIONED COSTS

None noted.

INTENTIONALLY LEFT BLANK

METROPOLITAN ATLANTA RAPID TRANSIT AUTHORITY



marta



marta  | METROPOLITAN ATLANTA RAPID TRANSIT AUTHORITY

itsmarta.com

404-848-5000

TTY: 404-848-5665

Accessible Format: 404-848-4037